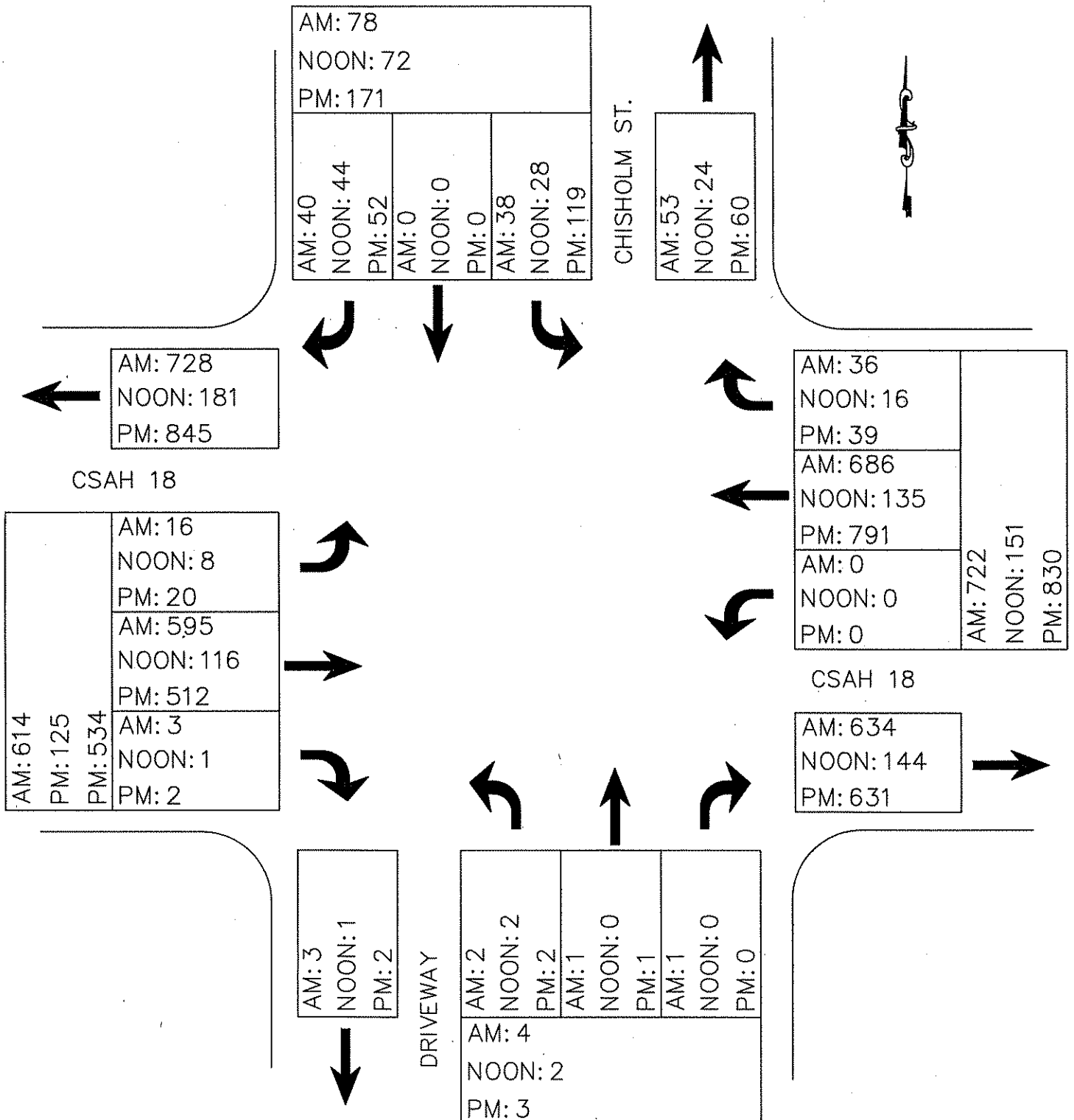


ANOKA COUNTY HIGHWAY DEPARTMENT

PEAK AM/NOON/PM TURNING MOVEMENT DIAGRAM

Location: C. S. A. H. 18 (CROSSTOWN BLVD.) @ CHISHOLM ST.



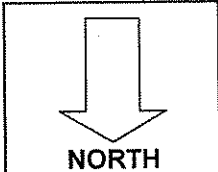
Anoka County Highway Department
Traffic Engineering
Traffic Volume and Turning Movement Study

File Name : TMC0548
Site Code : 05480101
Start Date : 12/13/2005
Page No : 1

Weather: Cloudy and Cool
Counter: DB-400
Counted by: Josie/Terri

Groups Printed- Unshifted

Start Time	Chisholm St. Southbound					CSAH 18 Westbound					Driveway Northbound					CSAH 18 Eastbound					Exclu. Total	Inclu. Total	Int. Total
	Left	Thru	Right	Heavy	App. Total	Left	Thru	Right	Heavy	App. Total	Left	Thru	Right	Heavy	App. Total	Left	Thru	Right	Heavy	App. Total			
Factor	1.0	1.0	1.0	1.0		1.0	1.0	1.0	1.0		1.0	1.0	1.0	1.0		1.0	1.0	1.0	1.0				
06:00	0	0	1	0	1	0	49	2	1	51	0	0	0	0	0	0	26	0	1	26	2	78	80
06:15	1	0	1	0	2	0	49	4	1	53	0	0	0	0	0	1	45	0	5	46	6	101	107
06:30	3	0	3	0	6	0	61	1	1	62	1	0	0	0	1	0	59	1	3	60	4	129	133
06:45	2	0	3	0	5	0	77	4	3	81	0	0	0	0	0	2	61	0	4	63	7	149	156
Total	6	0	8	0	14	0	236	11	6	247	1	0	0	0	1	3	191	1	13	195	19	457	476
07:00	1	0	2	0	3	0	76	0	4	76	0	0	0	0	0	0	54	0	3	54	7	133	140
07:15	3	0	5	1	8	0	70	3	1	73	0	1	0	0	1	1	62	0	4	63	6	145	151
07:30	6	0	0	0	6	0	67	3	8	70	0	0	0	0	0	1	64	0	6	65	14	141	155
07:45	3	0	1	0	4	0	55	6	4	61	1	0	0	0	1	2	59	1	4	62	8	128	136
Total	13	0	8	1	21	0	268	12	17	280	1	1	0	0	2	4	239	1	17	244	35	547	582
08:00	3	0	7	0	10	0	37	4	1	41	0	0	1	0	1	0	57	0	5	57	6	109	115
08:15	6	0	5	2	11	0	39	4	1	43	0	0	0	0	0	3	39	1	3	43	6	97	103
08:30	6	0	3	0	9	0	43	3	5	46	0	0	0	0	0	2	31	0	6	33	11	88	99
08:45	4	0	9	1	13	0	63	2	2	65	0	0	0	0	0	4	38	0	3	42	6	120	126
Total	19	0	24	3	43	0	182	13	9	195	0	0	1	0	1	9	165	1	17	175	29	414	443
*** break ***																							
12:00	5	0	16	3	21	0	33	6	3	39	0	0	0	0	0	3	26	1	2	30	8	90	98
12:15	7	0	14	0	21	0	33	2	1	35	1	0	0	0	1	1	28	0	4	29	5	86	91
12:30	10	0	7	1	17	0	28	4	2	32	0	0	0	0	0	1	32	0	3	33	6	82	88
12:45	6	0	7	0	13	0	41	4	6	45	1	0	0	0	1	3	30	0	1	33	7	92	99
Total	28	0	44	4	72	0	135	16	12	151	2	0	0	0	2	8	116	1	10	125	26	350	376
*** break ***																							
16:00	13	0	6	0	19	0	96	5	5	101	1	0	0	0	1	2	65	1	5	68	10	189	199
16:15	13	0	8	0	21	0	97	4	1	101	0	1	0	0	1	5	56	0	3	61	4	184	188
16:30	19	0	2	0	21	0	106	4	4	110	0	0	0	0	0	4	53	0	2	57	6	188	194
16:45	15	0	4	0	19	0	101	3	2	104	1	0	0	0	1	0	60	1	0	61	2	185	187
Total	60	0	20	0	80	0	400	16	12	416	2	1	0	0	3	11	234	2	10	247	22	746	768
17:00	9	0	6	0	15	0	115	9	0	124	0	0	0	0	0	2	75	0	2	77	2	216	218
17:15	23	0	9	0	32	0	87	6	2	93	0	0	0	0	0	4	79	0	3	83	5	208	213
17:30	17	0	9	0	26	0	100	5	1	105	0	0	0	0	0	3	64	0	2	67	3	198	201
17:45	10	0	8	0	18	0	89	3	2	92	0	0	0	0	0	0	60	0	0	60	2	170	172
Total	59	0	32	0	91	0	391	23	5	414	0	0	0	0	0	9	278	0	7	287	12	792	804
Grand Total	185	0	136	8	321	0	1612	91	61	1703	6	2	1	0	9	44	1223	6	74	1273	143	3306	3449
Approach %	57.6	0.0	42.4			0.0	94.7	5.3			66.7	22.2	11.1			3.5	96.1	0.5					
Total %	5.8	0.0	4.1		9.7	0.0	48.8	2.8		51.5	0.2	0.1	0.0		0.3	1.3	37.0	0.2		38.5	4.1	95.9	



COUNT LOCATION:

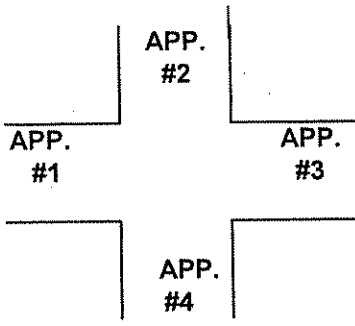
CSAH 18 (Crosstown Blvd.) @

DATE:

12/13/2005

Chisholm St.

APP. #1 = CSAH 18
APP.#2 = Chisholm St.
APP. #3= CSAH 18
APP.#4 = Driveway



- HEAVY VEHICLE- ANY VEHICLE HAVING MORE THAN FOUR TIRES TOUCHING THE PAVEMENT
- A. TRUCKS- A HEAVY VEHICLE INVOLVED PRIMARILY IN THE TRANSPORT OF GOODS OR IN THE DELIVERY OF A SERVICE.
 - B. RV- A HEAVY VEHICLE OPERATED BY A PRIVATE MOTORIST AND INVOLVED IN THE TRANSPORT OF RECREATIONAL EQUIPMENT OR FACILITIES.
 - C. BUSES- A HEAVY VEHICLE INVOLVED IN THE TRANSPORTATION OF GROUPS OF PEOPLE.

TIME	PEDESTRIANS					HEAVY VEHICLES		
	APP. #1	APP. #2	APP. #3	APP. #4	15 MIN TOT	TRUCKS	RV	BUS
6:00-6:15AM						2		
6:15-6:30	1				1	6		1
6:30-6:45						2		3
6:45-7:00						4		2
HOURLY TOTAL					1	HOURLY TOTAL		20
7:00-7:15						5		2
7:15-7:30						5		1
7:30-7:45						13		
7:45-8:00						3		5
HOURLY TOTAL						HOURLY TOTAL		34
8:00-8:15						5		1
8:15-8:30						5		1
8:30-8:45						9		2
8:45-9:00						5		1
HOURLY TOTAL						HOURLY TOTAL		29
					TOTAL		TOTAL	83

12:00-12:15						8		
12:15-12:30						4		
12:30-12:45						6		
12:45-1:00						7		
HOURLY TOTAL						HOURLY TOTAL		25
					TOTAL		TOTAL	25

4:00-4:15						8		2
4:15-4:30						3		
4:30-4:45						4		2
4:45-5:00						1		1
HOURLY TOTAL						HOURLY TOTAL		21
5:00-5:15						2		
5:15-5:30						5		
5:30-5:45						3		
5:45-6:00						1		1
HOURLY TOTAL						HOURLY TOTAL		12
					TOTAL		TOTAL	33