


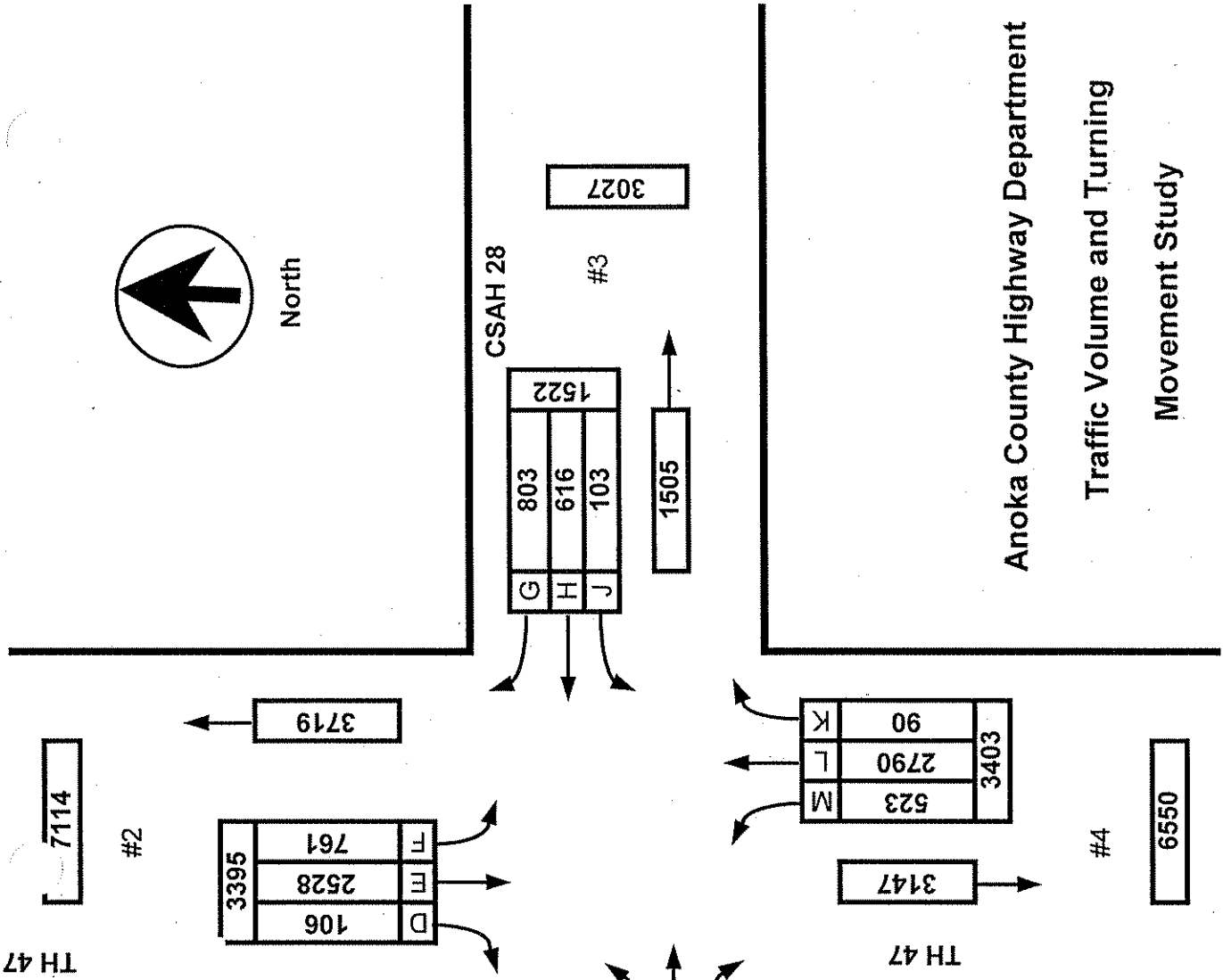
Date : 06/06/06

Count Number : TMC0608

Location : CSAH 28 (Ambassador Blvd.)
 @ TH 47 (Saint Francis Blvd.)



North



	LANES OF APPROACH			TOTAL
	RIGHT TURN LANE	LEFT TURN LANE	THRU LANES	
#1	0	0	1	1
#2	1	1	1	3
#3	0	0	1	1
#4	1	1	1	3

Anoka County Highway Department
 Traffic Volume and Turning
 Movement Study

7114

#2

3395	D	106
2528	E	2528
761	F	761

3719

CSAH 28

G	803
H	616
J	103

3027

#3

1505

TH 47

3147

#4

90	K
2790	L
523	M
3403	

6550

1245

#1

2541

1296	A	516
654	B	654
126	C	126

CSAH 28

Anoka County Highway Department
Traffic Engineering
Traffic Volume and Turning Movement Stud

File Name : TMC0608
Site Code : 06080102
Start Date : 06/06/2006
Page No : 1

Weather: Sunny and Warm
Counter: DB-400
Counted by: Jordan/Tom

Groups Printed- Unshifted

Start Time	TH 47 Southbound					CSAH 28 Westbound					TH 47 Northbound					CSAH 28 Eastbound					Exclu. Total	Inclu. Total	Int. Total
	Left	Thru	Right	Heavy	App. Total	Left	Thru	Right	Heavy	App. Total	Left	Thru	Right	Heavy	App. Total	Left	Thru	Right	Heavy	App. Total			
	1.0	1.0	1.0	1.0		1.0	1.0	1.0	1.0		1.0	1.0	1.0	1.0		1.0	1.0	1.0	1.0				
06:00	12	109	5	7	126	0	0	6	3	6	4	12	0	0	16	1	19	8	0	28	10	176	186
06:15	28	119	1	6	148	1	5	9	1	15	2	14	0	3	16	2	22	9	0	33	10	212	222
06:30	31	90	3	2	124	1	5	12	2	18	3	15	0	1	18	1	23	9	1	33	6	193	199
06:45	27	90	7	7	124	0	7	7	0	14	13	13	2	2	28	1	22	22	2	45	11	211	222
Total	98	408	16	22	522	2	17	34	6	53	22	54	2	6	78	5	86	48	3	139	37	792	829
07:00	29	103	1	7	133	0	8	3	2	11	17	17	0	4	34	2	24	16	4	42	17	220	237
07:15	15	97	2	8	114	0	9	9	2	18	17	19	1	6	37	1	16	11	4	28	20	197	217
07:30	20	70	5	7	95	2	2	10	5	14	7	25	2	5	34	1	12	8	2	21	19	164	183
07:45	9	87	1	10	97	0	4	4	1	8	4	32	1	6	37	3	13	14	3	30	20	172	192
Total	73	357	9	32	439	2	23	26	10	51	45	93	4	21	142	7	65	49	13	121	76	753	829
08:00	17	56	0	6	73	0	8	7	2	15	3	29	0	2	32	0	9	6	1	15	11	135	146
08:15	10	55	1	7	66	0	11	11	3	22	2	21	1	3	24	0	4	6	0	10	13	122	135
08:30	16	49	1	8	66	3	3	2	1	8	2	23	0	3	25	6	9	3	3	18	15	117	132
08:45	8	45	1	7	54	2	3	4	3	9	6	25	1	1	32	1	7	10	2	18	13	113	126
Total	51	205	3	28	259	5	25	24	9	54	13	98	2	9	113	7	29	25	6	61	52	487	539
09:00	11	50	0	9	61	0	4	5	0	9	10	34	0	6	44	0	3	19	0	22	15	136	151
09:15	12	53	1	3	66	2	9	7	3	18	10	25	3	2	38	0	8	9	4	17	12	139	151
09:30	8	36	0	2	44	1	3	14	1	18	6	15	3	3	24	4	7	6	4	17	10	103	113
09:45	9	38	1	2	48	3	7	5	1	15	4	26	2	8	32	3	12	7	2	22	13	117	130
Total	40	177	2	16	219	6	23	31	5	60	30	100	8	19	138	7	30	41	10	78	50	495	545
10:00	16	40	0	6	56	3	5	6	3	14	8	29	2	2	39	2	11	8	3	21	14	130	144
10:15	7	37	2	1	46	3	6	9	2	18	6	24	0	4	30	1	4	7	1	12	8	106	114
10:30	8	32	0	3	40	2	3	5	2	10	10	21	1	2	32	1	5	6	1	12	8	94	102
10:45	15	28	0	3	43	4	5	8	2	17	10	37	2	6	49	1	12	16	3	29	14	138	152
Total	46	137	2	13	185	12	19	28	9	59	34	111	5	14	150	5	32	37	8	74	44	468	512
11:00	10	20	1	2	31	2	5	13	1	20	11	24	2	4	37	2	10	3	1	15	8	103	111
11:15	11	37	1	6	49	2	5	8	2	15	7	36	2	1	45	3	13	10	3	26	12	135	147
11:30	14	38	2	6	54	2	7	6	1	15	0	22	1	2	23	2	14	10	2	26	11	118	129
11:45	15	24	2	4	41	4	4	9	2	17	4	24	1	3	29	0	9	6	2	15	11	102	113
Total	50	119	6	18	175	10	21	36	6	67	22	106	6	10	134	7	46	29	8	82	42	458	500
12:00	15	31	1	4	47	3	9	12	4	24	3	33	0	6	36	3	12	11	2	26	16	133	149
12:15	8	33	1	3	42	1	11	15	1	27	7	38	1	5	46	1	9	8	0	18	9	133	142
12:30	16	32	3	3	51	1	7	10	1	18	5	34	2	6	41	2	8	6	0	16	10	126	136
12:45	11	32	4	7	47	2	7	19	4	28	11	33	7	6	51	2	5	8	2	15	19	141	160
Total	50	128	9	17	187	7	34	56	10	97	26	138	10	23	174	8	34	33	4	75	54	533	587
13:00	13	30	0	5	43	2	15	16	1	33	11	42	4	5	57	3	6	5	2	14	13	147	160
13:15	13	30	2	7	45	5	9	13	1	27	4	29	1	1	34	1	6	9	1	16	10	122	132
13:30	15	35	0	4	50	0	9	16	0	25	4	42	4	2	50	3	7	7	0	17	6	142	148
13:45	12	31	1	6	44	3	11	16	3	30	12	39	4	9	55	1	8	7	1	16	19	145	164
Total	53	126	3	22	182	10	44	61	5	115	31	152	13	17	196	8	27	28	4	63	48	556	604
14:00	7	37	2	3	46	1	6	5	2	12	6	37	2	5	45	2	18	14	11	34	21	137	158
14:15	7	33	3	2	43	6	16	8	2	30	14	40	2	3	56	3	5	6	2	14	9	143	152
14:30	9	35	1	3	45	1	25	16	2	42	3	49	0	2	52	7	10	4	3	21	10	160	170
14:45	9	20	2	2	31	3	11	19	2	33	6	52	2	1	60	3	17	14	1	34	6	158	164
Total	32	125	8	10	165	11	58	48	8	117	29	178	6	11	213	15	50	38	17	103	46	598	644
15:00	10	33	2	6	45	1	16	18	1	35	11	54	1	3	66	5	16	17	1	38	11	184	195
15:15	18	43	1	3	62	3	19	20	1	42	7	96	5	4	108	3	16	5	3	24	11	236	247
15:30	12	39	0	4	51	4	13	18	0	35	14	81	1	2	96	5	10	21	2	36	8	218	226
15:45	9	34	3	1	46	1	20	19	1	40	18	105	3	9	126	3	11	7	1	21	12	233	245
Total	49	149	6	14	204	9	68	75	3	152	50	336	10	18	396	16	53	50	7	119	42	871	913
16:00	12	25	2	1	39	1	13	23	0	37	5	86	2	2	93	4	5	3	2	12	5	181	186
16:15	19	34	3	5	56	1	15	29	0	45	13	98	3	3	114	1	15	9	0	25	8	240	248
16:30	14	34	3	8	51	1	11	19	1	31	16	90	0	4	106	4	13	7	1	24	14	212	226
16:45	17	25	1	2	43	0	14	30	0	44	17	106	2	3	125	4	10	4	1	18	6	230	236
Total	62	118	9	16	189	3	53	101	1	157	51	380	7	12	438	13	43	23	4	79	33	863	896
17:00	15	38	1	2	54	1	13	30	0	44	14	99	1	3	114	2	9	4	1	15	6	227	233
17:15	11	38	1	0	50	0	15	24	1	39	11	109	1	1	121	4	15	11	0	30	2	240	242
17:30	16	33	3	3	52	0	12	17	1	29	21	76	1	2	98	0	10	13	0	23	6	202	208
17:45	10	30	5	2	45	3	9	17	2	29	14	88	1	1	103	3	10	6	0	19	5	196	201
Total	52	139	10	7	201	4	49	88	4	141	60	372	4	7	436	9	44	34	1	87	19	865	884

Anoka County Highway Department
Traffic Engineering
Traffic Volume and Turning Movement Stud

File Name : TMC0608
Site Code : 06080102
Start Date : 06/06/2006
Page No : 2

Weather: Sunny and Warm
Counter: DB-400
Counted by: Jordan/Tom

Groups Printed- Unshifted

Start Time	TH 47 Southbound					CSAH 28 Westbound					TH 47 Northbound					CSAH 28 Eastbound					Exclu. Total	Inclu. Total	Int. Total
	Left	Thru	Right	Heavy	App. Total	Left	Thru	Right	Heavy	App. Total	Left	Thru	Right	Heavy	App. Total	Left	Thru	Right	Heavy	App. Total			
Factor	1.0	1.0	1.0	1.0		1.0	1.0	1.0	1.0		1.0	1.0	1.0	1.0		1.0	1.0	1.0	1.0				
18:00	13	28	3	0	44	2	21	16	2	39	15	73	1	1	89	2	15	4	0	21	3	193	196
18:15	6	39	3	2	48	2	21	21	2	44	7	53	1	2	61	1	16	5	0	22	6	175	181
18:30	17	31	1	4	49	1	14	16	1	31	5	55	1	6	61	1	7	5	1	13	12	154	166
18:45	6	19	0	0	25	0	8	19	2	27	10	52	2	1	64	2	5	2	0	9	3	125	128
Total	42	117	7	6	166	5	64	72	7	141	37	233	5	10	275	6	43	16	1	65	24	647	671
19:00	11	28	0	0	39	6	13	13	1	32	10	54	3	1	67	1	7	2	1	10	3	148	151
19:15	12	23	0	1	35	5	12	15	1	32	6	42	2	0	50	1	6	7	0	14	2	131	133
19:30	4	11	3	0	18	3	7	12	0	22	8	36	2	0	46	4	14	15	0	33	0	119	119
19:45	2	15	1	2	18	0	9	5	0	14	5	32	0	3	37	1	11	4	0	16	5	85	90
Total	29	77	4	3	110	14	41	45	2	100	29	164	7	4	200	7	38	28	1	73	10	483	493
20:00	4	16	2	1	22	0	9	6	0	15	8	36	0	0	44	1	5	5	0	11	1	92	93
20:15	3	17	3	0	23	1	12	9	0	22	12	40	0	0	52	1	5	9	2	15	2	112	114
20:30	3	18	2	2	23	1	16	15	0	32	4	40	1	0	45	0	5	4	0	9	2	109	111
20:45	6	17	2	1	25	1	8	11	0	20	5	36	0	1	41	0	1	6	0	7	2	93	95
Total	16	68	9	4	93	3	45	41	0	89	29	152	1	1	182	2	16	24	2	42	7	406	413
21:00	6	24	1	1	31	0	10	14	0	24	2	40	0	2	42	1	7	0	0	8	3	105	108
21:15	3	15	2	1	20	0	8	8	1	16	4	28	0	0	32	0	4	5	0	9	2	77	79
21:30	4	21	0	0	25	0	9	8	0	17	5	23	0	1	28	0	6	4	0	10	1	80	81
21:45	5	18	0	1	23	0	5	7	0	12	4	32	0	1	36	3	1	4	0	8	2	79	81
Total	18	78	3	3	99	0	32	37	1	69	15	123	0	4	138	4	18	13	0	35	6	341	349
Grand Total	761	2528	106	231	3395	103	616	803	86	1522	523	2790	90	186	3403	126	654	516	89	1296	592	9616	10208
Arch %	22.4	74.5	3.1			6.8	40.5	52.8			15.4	82.0	2.6			9.7	50.5	39.8					
Total %	7.9	26.3	1.1		35.3	1.1	6.4	8.4		15.8	5.4	29.0	0.9		35.4	1.3	6.8	5.4		13.5	5.8	94.2	

**ANOKA COUNTY HIGHWAY
PC-WARRANTS
TRAFFIC SIGNAL WARRANT ANALYSIS**

Study Name : TMC0608
Study Date : 06/09/06
Page No. : 1

Signal Warrants - Summary

Major Street Approaches

Northbound: TH 47
Number of Lanes: 2
Approach Speed: 50
Total Approach Volume: 3,403

Southbound: TH 47
Number of Lanes: 2
Approach Speed: 50
Total Approach Volume: 3,395

Minor Street Approaches

Eastbound: CSAH 28
Number of Lanes: 1

Total Approach Volume: 1,296

Westbound: CSAH 28
Number of Lanes: 1

Total Approach Volume: 1,522

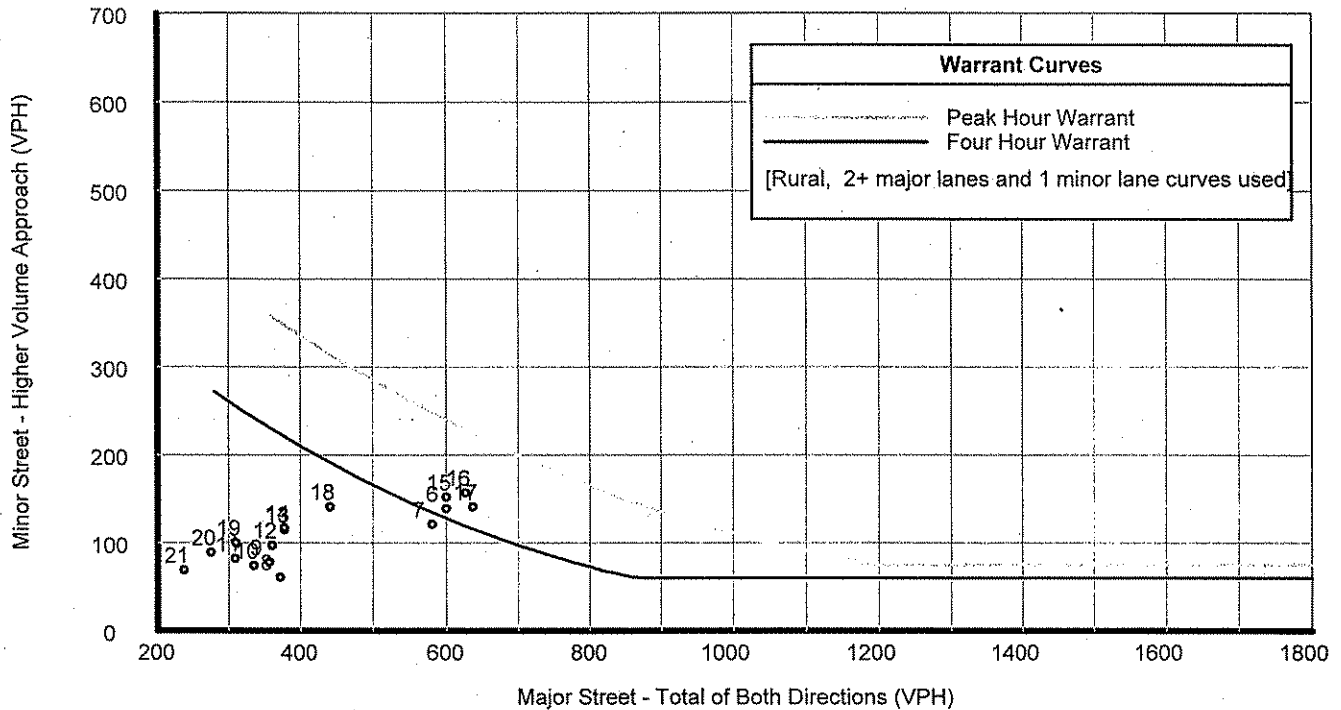
Warrant Summary (Rural values apply.)

Warrant 1 - Eight Hour Vehicular Volumes	Not Satisfied
Warrant 1A - Minimum Vehicular Volume Not Satisfied	
Required volumes reached for 6 hours, 8 are needed	
Warrant 1B - Interruption of Continuous Traffic Not Satisfied	
Required volumes reached for 1 hours, 8 are needed	
Warrant 1 A&B - Combination of Warrants Not Satisfied	
Required volumes reached for 5 hours, 8 are needed	
Warrant 2 - Four Hour Volumes	Satisfied
Number of hours (4) volumes exceed minimum >= minimum required (4).	
Warrant 3 - Peak Hour	Satisfied
Warrant 3A - Peak Hour Delay Satisfied	
Number of hours (10) volumes exceed minimum >= required (1). Delay data not evaluated.	
Warrant 3B - Peak Hour Volumes Not Satisfied	
Volumes do not exceed minimums for any hour.	
Warrant 4 - Pedestrian Volumes	Not Evaluated
Warrant 5 - School Crossing	Not Evaluated
Warrant 6 - Coordinated Signal System	Not Evaluated
Warrant 7 - Crash Experience	Not Evaluated
Warrant 8 - Roadway Network	Not Evaluated

ANOKA COUNTY HIGHWAY PC-WARRANTS TRAFFIC SIGNAL WARRANT ANALYSIS

Study Name : TMC0608
Study Date : 06/09/06
Page No. : 2

Signal Warrants - Summary



Analysis of 8-Hour Volume Warrants:

Hour Begin	Major Total	Higher Minor Vol	Dir	War-1A			War-1B			War-1A&B		
				Major Crit	Minor Crit	Meets?	Major Crit	Minor Crit	Meets?	Major Crit	Minor Crit	Meets?
00:00	0	0	EB	420-No	105-No	---	630-No	53-No	---	504-No	84-No	---
01:00	0	0	EB	420-No	105-No	---	630-No	53-No	---	504-No	84-No	---
02:00	0	0	EB	420-No	105-No	---	630-No	53-No	---	504-No	84-No	---
03:00	0	0	EB	420-No	105-No	---	630-No	53-No	---	504-No	84-No	---
04:00	0	0	EB	420-No	105-No	---	630-No	53-No	---	504-No	84-No	---
05:00	0	0	EB	420-No	105-No	---	630-No	53-No	---	504-No	84-No	---
06:00	600	139	EB	420-Yes	105-Yes	Both	630-No	53-Yes	Minor	504-Yes	84-Yes	Both
07:00	581	121	EB	420-Yes	105-Yes	Both	630-No	53-Yes	Minor	504-Yes	84-Yes	Both
08:00	372	61	EB	420-No	105-No	---	630-No	53-Yes	Minor	504-No	84-No	---
09:00	357	78	EB	420-No	105-No	---	630-No	53-Yes	Minor	504-No	84-No	---
10:00	335	74	EB	420-No	105-No	---	630-No	53-Yes	Minor	504-No	84-No	---
11:00	309	82	EB	420-No	105-No	---	630-No	53-Yes	Minor	504-No	84-No	---
12:00	361	97	WB	420-No	105-No	---	630-No	53-Yes	Minor	504-No	84-Yes	Minor
13:00	378	115	WB	420-No	105-Yes	Minor	630-No	53-Yes	Minor	504-No	84-Yes	Minor
14:00	378	117	WB	420-No	105-Yes	Minor	630-No	53-Yes	Minor	504-No	84-Yes	Minor
15:00	600	152	WB	420-Yes	105-Yes	Both	630-No	53-Yes	Minor	504-Yes	84-Yes	Both
16:00	627	157	WB	420-Yes	105-Yes	Both	630-No	53-Yes	Minor	504-Yes	84-Yes	Both
17:00	637	141	WB	420-Yes	105-Yes	Both	630-Yes	53-Yes	Both	504-Yes	84-Yes	Both
18:00	441	141	WB	420-Yes	105-Yes	Both	630-No	53-Yes	Minor	504-No	84-Yes	Minor
19:00	310	100	WB	420-No	105-No	---	630-No	53-Yes	Minor	504-No	84-Yes	Minor
20:00	275	89	WB	420-No	105-No	---	630-No	53-Yes	Minor	504-No	84-Yes	Minor
21:00	237	69	WB	420-No	105-No	---	630-No	53-Yes	Minor	504-No	84-No	---
22:00	0	0	EB	420-No	105-No	---	630-No	53-No	---	504-No	84-No	---
23:00	0	0	EB	420-No	105-No	---	630-No	53-No	---	504-No	84-No	---

**ANOKA COUNTY HIGHWAY
PC-WARRANTS
TRAFFIC SIGNAL WARRANT ANALYSIS**

Study Name : TMC0608
Study Date : 06/09/06

Multi-Way Stop Warrant Report

Major Street Approaches

Northbound: TH 47
Total Approach Volume: 3,403
Approach Speed: 50

Southbound: TH 47
Total Approach Volume: 3,395
Approach Speed: 50

Minor Street Approaches

Eastbound: CSAH 28
Total Approach Volume: 1,296

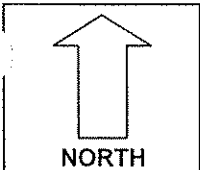
Westbound: CSAH 28
Total Approach Volume: 1,522

Warrant Summary

- Criteria A - Interim Measure** Not Evaluated
If traffic signals are justified, stop signs can be installed as an interim measure.
- Criteria B - Crash Experience** Not Evaluated
- Criteria C - Minimum Volumes and Delays** Satisfied
Delay data not evaluated
Required volumes reached for 11 hours, 8 are needed
- Criteria D - 80% of Volumes, Delays, and Crashes** Not Evaluated
Delay data not evaluated
Required volumes reached for 0 hours, 8 are needed

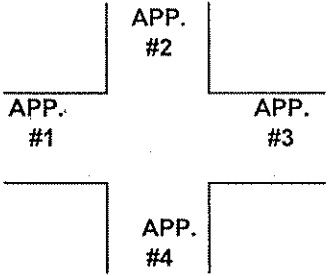
Analysis of 8-Hour Volume Warrants:

Time	Major Total	Minor Total	Crit C			Crit D		
			Major	Minor Crit	Meets?	Major Crit	Minor Crit	Meets?
00:00 - 01:00	0	0	210-No	140-No	No	240-No	160-No	No
01:00 - 02:00	0	0	210-No	140-No	No	240-No	160-No	No
02:00 - 03:00	0	0	210-No	140-No	No	240-No	160-No	No
03:00 - 04:00	0	0	210-No	140-No	No	240-No	160-No	No
04:00 - 05:00	0	0	210-No	140-No	No	240-No	160-No	No
05:00 - 06:00	0	0	210-No	140-No	No	240-No	160-No	No
06:00 - 07:00	600	192	210-Yes	140-Yes	Both	240-Yes	160-Yes	Both
07:00 - 08:00	581	172	210-Yes	140-Yes	Both	240-Yes	160-Yes	Both
08:00 - 09:00	372	115	210-Yes	140-No	Major	240-Yes	160-No	Major
09:00 - 10:00	357	138	210-Yes	140-No	Major	240-Yes	160-No	Major
10:00 - 11:00	335	133	210-Yes	140-No	Major	240-Yes	160-No	Major
11:00 - 12:00	309	149	210-Yes	140-Yes	Both	240-Yes	160-No	Major
12:00 - 13:00	361	172	210-Yes	140-Yes	Both	240-Yes	160-Yes	Both
13:00 - 14:00	378	178	210-Yes	140-Yes	Both	240-Yes	160-Yes	Both
14:00 - 15:00	378	220	210-Yes	140-Yes	Both	240-Yes	160-Yes	Both
15:00 - 16:00	600	271	210-Yes	140-Yes	Both	240-Yes	160-Yes	Both
16:00 - 17:00	627	236	210-Yes	140-Yes	Both	240-Yes	160-Yes	Both
17:00 - 18:00	637	228	210-Yes	140-Yes	Both	240-Yes	160-Yes	Both
18:00 - 19:00	441	206	210-Yes	140-Yes	Both	240-Yes	160-Yes	Both
19:00 - 20:00	310	173	210-Yes	140-Yes	Both	240-Yes	160-Yes	Both
20:00 - 21:00	275	131	210-Yes	140-No	Major	240-Yes	160-No	Major
21:00 - 22:00	237	104	210-Yes	140-No	Major	240-No	160-No	No
22:00 - 23:00	0	0	210-No	140-No	No	240-No	160-No	No
23:00 - 00:00	0	0	210-No	140-No	No	240-No	160-No	No



COUNT LOCATION: CSAH 28 (Ambassador Blvd.) (DATE: 07/07/2006
TH 47 (Saint Francis Blvd.)

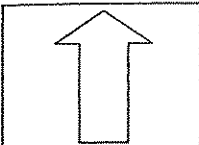
APP.#1= CSAH 28
APP.#2= TH 47
APP.#3= CSAH 28
APP.#4= TH 47



HEAVY VEHICLE- ANY VEHICLE HAVING MORE THAN FOUR TIRES TOUCHING THE PAVEMENT
 A. TRUCKS- A HEAVY VEHICLE INVOLVED PRIMARILY IN THE TRANSPORT OF GOODS OR IN THE DELIVERY OF A SERVICE.
 B. RV- A HEAVY VEHICLE OPERATED BY A PRIVATE MOTORIST AND INVOLVED IN THE TRANSPORT OF RECREATIONAL EQUIPMENT OR FACILITIES.
 C. BUSES- A HEAVY VEHICLE INVOLVED IN THE TRANSPORTATION OF GROUPS OF PEOPLE.

TIME	PEDESTRIANS					HEAVY VEHICLES		
	APP. #1	APP. #2	APP. #3	APP. #4	15 MIN TOT	TRUCKS	RV	BUS
6:00-6:15AM						8		1
6:15-6:30						12		2
6:30-6:45						3		3
6:45-7:00						6		5
HOURLY TOTAL						HOURLY TOTAL		40
7:00-7:15						7		11
7:15-7:30						10		10
7:30-7:45						15		3
7:45-8:00						19		
HOURLY TOTAL						HOURLY TOTAL		75
8:00-8:15						8		
8:15-8:30						10		1
8:30-8:45		5			5	14		2
8:45-9:00						8	1	4
HOURLY TOTAL					5	HOURLY TOTAL		48
9:00-9:15						13		1
9:15-9:30						8		4
9:30-9:45						8		1
9:45-10:00						14		
HOURLY TOTAL						HOURLY TOTAL		49
10:00-10:15						11		3
10:15-10:30						8		
10:30-10:45						8		
10:45-11:00						13		
HOURLY TOTAL						HOURLY TOTAL		43
11:00-11:15	2				2	7		
11:15-11:30						12	1	
11:30-11:45						7	1	
11:45-12:00						11		
HOURLY TOTAL					2	HOURLY TOTAL		39
12:00-12:15						14		2
12:15-12:30						9		
12:30-12:45						8	1	1
12:45-1:00				1	1	19		
HOURLY TOTAL					1	HOURLY TOTAL		54
1:00-1:15						12		
1:15-1:30						7		
1:30-1:45						5		2
1:45-2:00						13		6
HOURLY TOTAL						HOURLY TOTAL		45
TOTAL					8	TOTAL		393

1
2
3
4
5
6
7
8
9
10
11
12
13
14
15
16
17
18
19
20
21
22
23
24
25
26
27
28
29
30
31
32



COUNT LOCATION:

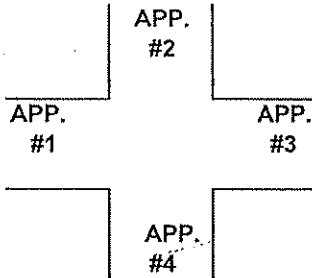
SAH 28 (Ambassador Blvd.)

DATE:

07/06/2006

CSAH 116 (Bunker Lk. Blvd.)

NORTH
APP.#1= CSAH 28
APP.#2= TH 47
APP.#3= CSAH 28
APP.#4= TH 47



- HEAVY VEHICLE- ANY VEHICLE HAVING MORE THAN FOUR TIRES TOUCHING THE PAVEMENT
- A. TRUCKS- A HEAVY VEHICLE INVOLVED PRIMARILY IN THE TRANSPORT OF GOODS OR IN THE DELIVERY OF A SERVICE.
 - B. RV- A HEAVY VEHICLE OPERATED BY A PRIVATE MOTORIST AND INVOLVED IN THE TRANSPORT OF RECREATIONAL EQUIPMENT OR FACILITIES.
 - C. BUSES- A HEAVY VEHICLE INVOLVED IN THE TRANSPORTATION OF GROUPS OF PEOPLE.

TIME	PEDESTRIANS					HEAVY VEHICLES		
	APP. #1	APP. #2	APP. #3	APP. #4	15 MIN TOT	TRUCKS	RV	BUS
2:00-2:15PM						21		3
2:15-2:30						6		
2:30-2:45						6		
2:45-3:00						3		
HOURLY TOTAL						HOURLY TOTAL		39
3:00-3:15						5		3
3:15-3:30	1				1	7		4
3:30-3:45						7		
3:45-4:00				3	3	10		2
HOURLY TOTAL					4	HOURLY TOTAL		38
4:00-4:15	3				3	3		2
4:15-4:30						8		
4:30-4:45						12		3
4:45-5:00						5		
HOURLY TOTAL					3	HOURLY TOTAL		33
5:00-5:15						6		1
5:15-5:30						1		
5:30-5:45				2	2	6		
5:45-6:00						5		
HOURLY TOTAL					2	HOURLY TOTAL		19
6:00-6:15						3		
6:15-6:30						6		
6:30-6:45						12		
6:45-7:00						2	1	
HOURLY TOTAL						HOURLY TOTAL		24
7:00-7:15				2	2	4		
7:15-7:30				1	1			
7:30-7:45	1			1	2	1		
7:45-8:00						5		
HOURLY TOTAL					5	HOURLY TOTAL		10
8:00-8:15						1		
8:15-8:30						2		
8:30-8:45						2		
8:45-9:00						2		
HOURLY TOTAL						HOURLY TOTAL		7
9:00-9:15						3		
9:15-9:30						2		
9:30-9:45						1		
9:45-10:00						2		
HOURLY TOTAL						HOURLY TOTAL		8
					TOTAL	TOTAL		
								571

1
2
3
4
5
6
7
8
9
10
11
12
13
14
15
16
17
18
19
20
21
22
23
24
25
26
27
28
29
30
31
32