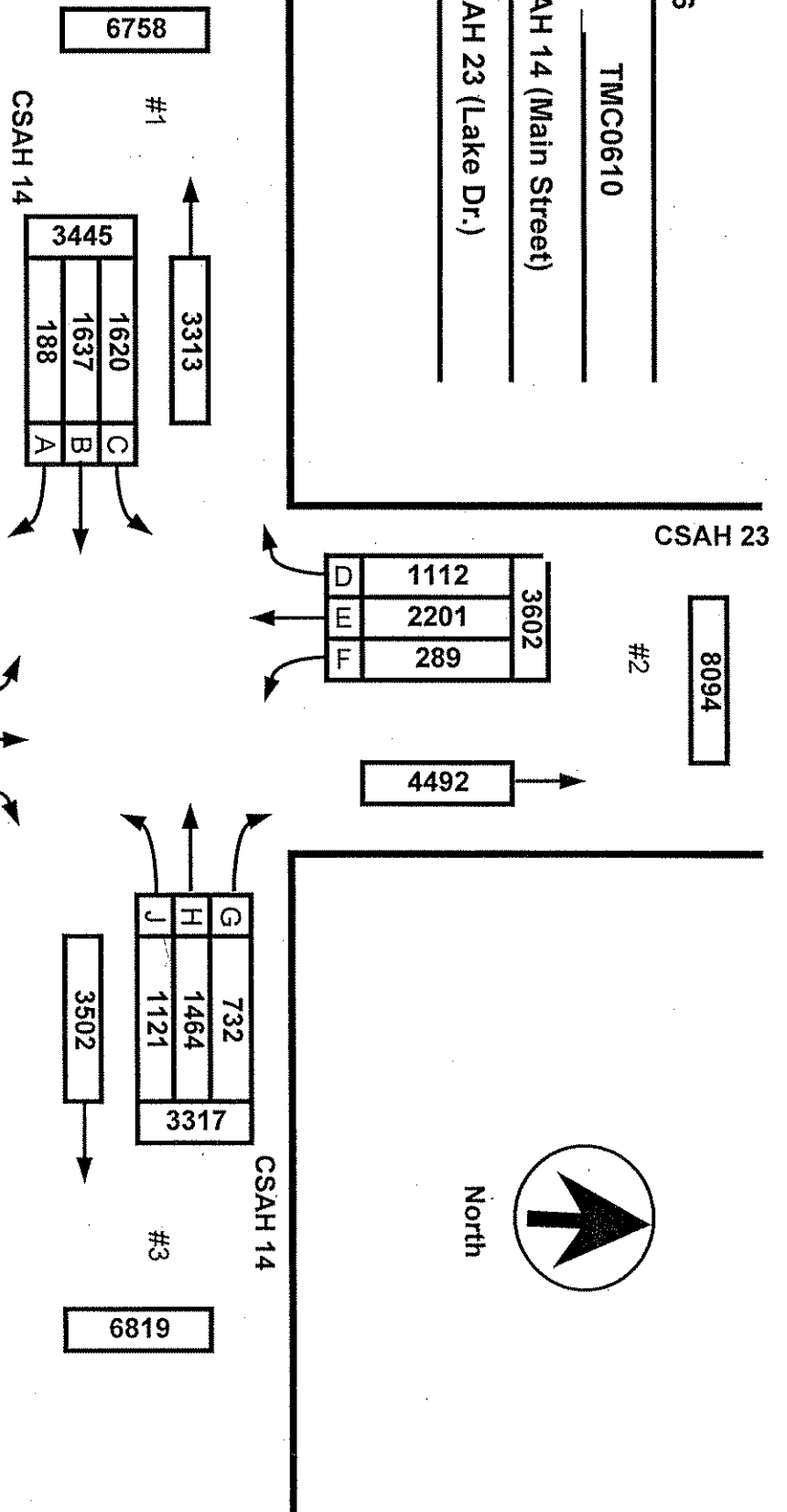



Date : 06/13/06
 Count Number : TMC0610
 Location : CSAH 14 (Main Street)
 @ CSAH 23 (Lake Dr.)



LANES OF APPROACH				
	RIGHT TURN LANE	LEFT TURN LANE	THRU LANES	TOTAL
#1	1	0	1	2
#2	1	0	1	2
#3	1	0	1	2
#4	1	0	1	2

Anoka County Highway Department
 Traffic Volume and Turning
 Movement Study

Anoka County Highway Department
Traffic Engineering
Traffic Volume and Turning Movement Study

File Name : tmc0610
Site Code : 06100101
Start Date : 06/13/2006
Page No : 1

Weather: Warm and Sunny
Counter: DB-400
Counted by: Jordan/Tom

Groups Printed- Unshifted

Start Time	CsaH 23 Southbound					CSAH 14 Westbound					CSAH 23 Northbound					CSAH 14 Eastbound					Exclu. Total	Inclu. Total	Int. Total			
	Factor	Left	Thru	Right	Heavy	App. Total	Left	Thru	Right	Heavy	App. Total	Left	Thru	Right	Heavy	App. Total	Left	Thru	Right	Heavy				App. Total		
06:00	1.0	6	63	18	9	87	1.0	23	11	0	3	1.0	4	9	16	3	1.0	9	40	10	4	59	1.0	19	209	228
06:15	1.0	6	70	28	2	104	1.0	16	16	1	0	1.0	2	9	10	1	1.0	12	57	16	10	85	1.0	13	243	256
06:30	1.0	7	63	26	12	96	1.0	25	23	2	1	1.0	5	10	12	2	1.0	11	53	19	1	83	1.0	16	255	271
06:45	1.0	12	63	27	9	122	1.0	24	9	1	5	1.0	2	9	18	3	1.0	7	54	19	9	80	1.0	26	265	291
Total		31	279	99	32	409		88	59	4	9		12	37	56	9		39	204	64	24	307		74	972	1046
07:00		0	61	22	5	83		18	25	1	4		7	14	17	10		4	52	20	5	76		24	241	265
07:15		5	61	21	9	87		34	24	0	11		2	10	17	2		11	44	13	5	68		27	242	269
07:30		6	44	16	4	66		22	14	3	4		8	19	16	5		19	60	16	8	95		21	243	264
07:45		4	61	16	7	81		34	21	3	3		1	14	21	4		16	46	10	4	72		18	247	265
Total		15	227	75	25	317		108	84	7	22		18	57	71	21		50	202	59	22	311		90	973	1063
08:00		11	45	27	6	83		34	18	4	5		3	17	17	6		13	42	9	7	64		24	240	264
08:15		8	50	13	10	71		22	16	0	8		7	16	11	3		15	40	15	10	70		31	213	244
08:30		4	33	24	8	61		23	16	2	5		9	16	19	9		13	25	15	6	53		28	199	227
08:45		5	33	16	7	54		28	13	3	1		3	19	14	6		9	28	12	1	49		15	183	198
Total		28	161	80	31	269		107	63	9	19		22	68	61	24		50	135	51	24	236		98	835	933
09:00		4	44	7	3	55		24	14	1	4		11	19	20	9		13	18	15	4	46		20	190	210
09:15		3	27	22	7	52		13	15	1	2		8	23	21	6		14	16	12	7	42		22	175	197
09:30		6	35	15	5	56		21	13	4	5		6	19	15	7		11	16	21	5	48		22	182	204
09:45		4	18	15	6	37		27	15	2	1		5	17	19	8		11	14	14	6	39		21	161	182
Total		17	124	59	21	200		85	57	8	12		30	78	75	30		49	64	62	22	175		85	708	793
10:00		5	30	16	8	51		16	14	1	3		7	34	22	3		15	14	12	6	41		20	186	206
10:15		4	32	3	3	39		11	7	3	2		4	18	17	5		13	19	11	2	43		12	142	154
10:30		1	21	8	5	30		25	13	1	6		6	16	18	5		16	12	11	4	39		20	148	168
10:45		1	29	12	4	42		17	15	3	4		4	18	20	7		5	9	5	5	19		20	138	158
Total		11	112	39	20	162		69	49	8	15		21	86	77	20		49	54	39	17	142		72	614	686
11:00		4	28	13	7	45		21	12	3	3		7	20	16	7		12	12	5	3	29		20	153	173
11:15		2	30	12	4	44		19	17	0	1		3	20	15	11		14	16	12	3	42		19	176	195
11:30		2	35	13	9	50		20	17	1	2		3	19	28	4		9	23	8	7	40		22	185	207
11:45		5	27	14	7	46		17	13	0	2		3	33	34	4		7	16	19	9	44		18	199	217
Total		13	120	52	27	185		77	59	4	8		39	101	93	26		51	70	34	18	155		79	713	792
12:00		2	43	14	3	59		28	25	2	4		10	32	24	6		20	15	8	6	43		19	223	242
12:15		4	26	18	6	48		16	15	4	2		19	22	19	6		10	22	9	3	41		17	184	201
12:30		5	29	16	8	50		23	17	3	5		16	35	23	9		17	17	10	2	44		24	211	235
12:45		5	31	14	4	50		25	26	1	3		12	34	19	9		17	16	7	9	40		25	207	232
Total		16	129	62	21	207		92	83	10	14		57	123	85	30		64	70	34	20	168		85	825	910
13:00		4	32	16	3	52		25	17	0	1		8	36	18	7		14	14	24	5	52		16	208	224
13:15		3	44	13	8	60		22	20	7	3		6	41	30	9		16	10	14	4	40		24	226	250
13:30		7	35	10	3	52		13	14	4	2		8	27	14	8		4	13	11	8	38		21	170	191
13:45		7	41	12	7	60		27	22	2	3		12	28	25	4		15	14	18	3	47		17	223	240
Total		21	152	51	21	224		87	73	13	9		34	132	87	28		59	51	67	20	177		78	827	905
14:00		8	37	16	6	61		16	15	4	7		11	40	23	5		24	10	16	3	50		21	220	241
14:15		3	43	10	5	56		22	29	2	4		12	41	28	7		22	17	14	4	53		20	243	263
14:30		7	40	23	4	70		24	27	4	5		9	51	23	10		14	19	19	1	52		20	260	280
14:45		4	30	11	3	45		32	37	1	8		7	45	32	8		28	14	11	4	53		23	257	280
Total		22	150	60	18	232		94	108	11	24		44	177	106	30		88	60	60	12	208		84	980	1064
15:00		4	32	20	2	56		17	27	3	2		9	52	32	5		32	21	8	7	61		16	257	273
15:15		3	29	14	4	46		28	34	8	6		11	54	39	9		16	32	5	7	53		26	273	299
15:30		7	31	18	6	56		29	45	4	5		19	63	31	4		32	16	8	5	56		20	303	323
15:45		5	35	21	2	61		27	49	7	5		16	69	38	4		12	30	22	7	4		15	326	341
Total		19	127	73	14	219		101	155	22	18		55	238	140	22		110	91	28	23	229		77	1159	1236
16:00		8	33	21	1	62		33	57	1	7		16	68	44	9		28	19	8	2	55		19	336	355
16:15		5	26	18	3	49		21	44	6	4		17	52	45	4		23	22	2	1	47		12	281	293
16:30		7	30	18	3	55		33	62	1	3		12	68	40	7		12	21	5	5	61		18	332	350
16:45		4	31	18	3	53		37	56	4	3		21	78	47	9		31	19	8	5	58		20	354	374
Total		24	120	75	10	219		124	219	12	17		66	266	176	29		117	81	23	13	221		69	1303	1372
17:00		7	34	26	4	67		38	63	6	3		8	80	30	6		33	32	8	2	73		15	365	380
17:15		6	36	28	2	70		40	53	2	2		14	86	35	3		34	35	7	2	76		9	376	385
17:30		6	34	21	2	61		43	61	4	6		24	72	38	5		34	30	24	13	1		14	370	384
17:45		4	29	33	2	66		46	52	6	8		18	60	45	4		40	32	6	2	78		16	371	387
Total		23	133	108	10	264		167	229	18	19		64	298	148	18		137	123	34	7	294		54	1482	1536

Anoka County Highway Department
Traffic Engineering
Traffic Volume and Turning Movement Stud

File Name : tmc0610
Site Code : 06100101
Start Date : 06/13/2006
Page No : 2

Weather: Warm and Sunny
Counter: DB-400
Counted by: Jordan/Tom

Groups Printed- Unshifted

Start Time	CSAH 23 Southbound					CSAH 14 Westbound					App. Total	CSAH 23 Northbound					App. Total	CSAH 14 Eastbound					Exclu. Total	Inclu. Total	Int. Total	
	Left	Thru	Right	Heavy	App. Total	Left	Thru	Right	Heavy	Left		Thru	Right	Heavy	Left	Thru		Right	Heavy	App. Total	Exclu. Total	Inclu. Total				Int. Total
Factor	1.0	1.0	1.0	1.0		1.0	1.0	1.0	1.0		1.0	1.0	1.0	1.0		1.0	1.0	1.0	1.0							
18:00	2	35	31	2	68	38	50	6	3	94	25	60	39	7	124	25	38	9	4	72	16	358	374			
18:15	7	26	31	0	64	26	40	5	2	71	23	52	23	6	98	24	24	14	1	62	9	295	304			
18:30	2	30	15	2	47	45	32	9	4	86	14	42	27	3	83	12	23	16	0	51	9	267	276			
18:45	7	36	31	0	74	30	15	6	3	51	13	42	25	3	80	11	20	15	2	46	8	251	259			
Total	16	127	108	4	253	139	137	26	12	302	75	196	114	19	385	72	105	54	7	231	42	1171	1213			
19:00	2	21	16	4	39	31	23	0	1	54	18	29	20	2	67	8	14	14	0	36	7	196	203			
19:15	5	31	13	1	49	32	23	6	1	61	10	23	22	3	55	23	12	8	2	43	7	208	215			
19:30	2	28	20	1	50	24	14	3	0	41	7	28	23	0	58	8	16	16	1	40	2	189	191			
19:45	2	17	10	0	29	22	24	3	0	49	27	26	25	1	78	12	11	7	1	30	2	186	188			
Total	11	97	59	6	167	109	84	12	2	205	62	106	90	6	258	51	53	45	4	149	18	779	797			
20:00	3	13	19	2	35	15	27	2	1	44	25	19	20	0	64	23	24	9	0	56	3	199	202			
20:15	3	23	13	0	39	26	28	5	1	59	22	23	27	3	72	29	14	18	0	61	4	231	235			
20:30	1	21	10	0	32	32	26	5	1	63	19	17	30	1	66	27	13	12	2	52	4	213	217			
20:45	3	20	8	1	31	31	23	1	0	55	21	15	25	2	61	19	14	15	1	48	4	195	199			
Total	10	77	50	3	137	104	104	13	3	221	87	74	102	6	263	98	65	54	3	217	15	838	853			
21:00	5	20	15	3	40	22	17	2	0	41	17	29	30	0	76	15	7	6	0	28	3	185	188			
21:15	4	16	19	0	39	16	18	2	0	36	10	33	25	0	68	12	11	7	1	30	1	173	174			
21:30	1	22	16	0	39	19	22	6	0	47	12	25	25	1	62	7	10	6	0	23	1	171	172			
21:45	0	8	12	0	20	12	17	1	0	30	12	16	15	3	43	3	8	5	0	16	3	109	112			
Total	10	66	62	3	138	69	74	11	0	154	51	103	95	4	249	37	36	24	1	97	8	638	646			
Grand Total	289	220	111	266	3602	1620	1637	188	203	3445	737	2140	1576	322	4453	1121	1464	732	237	3317	1028	14817	15845			
rch %	8.0	61.1	30.9			47.0	47.5	5.5		23.3	16.6	48.1	35.4		30.1	33.8	44.1	22.1		22.4	6.5	93.5				
otal %	2.0	14.9	7.5			10.9	11.0	1.3			5.0	14.4	10.6			7.6	9.9	4.9								

**ANOKA COUNTY HIGHWAY
PC-WARRANTS
TRAFFIC SIGNAL WARRANT ANALYSIS**

Study Name : TMC 0610
Study Date : 06/16/06
Page No. : 1

Signal Warrants - Summary

Major Street Approaches

Northbound: CSAH 23
Number of Lanes: 2
Approach Speed: 50
Total Approach Volume: 4,453

Southbound: CsaH 23
Number of Lanes: 2
Approach Speed: 55
Total Approach Volume: 3,602

Minor Street Approaches

Eastbound: CSAH 14
Number of Lanes: 1

Total Approach Volume: 3,317

Westbound: CSAH 14
Number of Lanes: 1

Total Approach Volume: 3,445

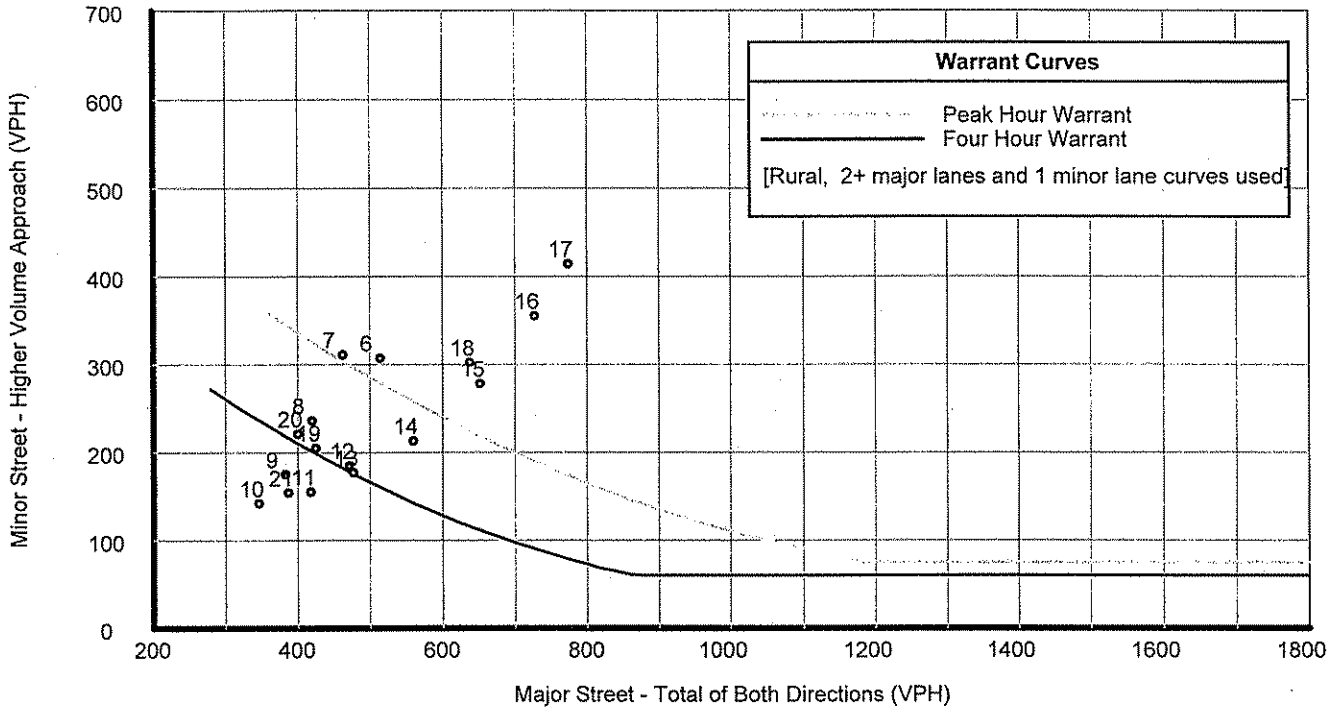
Warrant Summary (Rural values apply.)

Warrant 1 - Eight Hour Vehicular Volumes	Satisfied
Warrant 1A - Minimum Vehicular Volume	Satisfied
Required volumes reached for 11 hours, 8 are needed	
Warrant 1B - Interruption of Continuous Traffic	Not Satisfied
Required volumes reached for 4 hours, 8 are needed	
Warrant 1 A&B - Combination of Warrants	Not Satisfied
Required volumes reached for 6 hours, 8 are needed	
Warrant 2 - Four Hour Volumes	Satisfied
Number of hours (12) volumes exceed minimum >= minimum required (4).	
Warrant 3 - Peak Hour	Satisfied
Warrant 3A - Peak Hour Delay	Satisfied
Number of hours (42) volumes exceed minimum >= required (1). Delay data not evaluated.	
Warrant 3B - Peak Hour Volumes	Satisfied
Volumes exceed minimums for at least one hour.	
Warrant 4 - Pedestrian Volumes	Not Evaluated
Warrant 5 - School Crossing	Not Evaluated
Warrant 6 - Coordinated Signal System	Not Evaluated
Warrant 7 - Crash Experience	Not Evaluated
Warrant 8 - Roadway Network	Not Evaluated

ANOKA COUNTY HIGHWAY PC-WARRANTS TRAFFIC SIGNAL WARRANT ANALYSIS

Study Name : TMC 0610
Study Date : 06/16/06
Page No. : 2

Signal Warrants - Summary



Analysis of 8-Hour Volume Warrants:

Hour Begin	Major Total	Higher Minor		War-1A			War-1B			War-1A&B		
		Vol	Dir	Major Crit	Minor Crit	Meets?	Major Crit	Minor Crit	Meets?	Major Crit	Minor Crit	Meets?
00:00	0	0	EB	420-No	105-No	---	630-No	53-No	---	504-No	84-No	---
01:00	0	0	EB	420-No	105-No	---	630-No	53-No	---	504-No	84-No	---
02:00	0	0	EB	420-No	105-No	---	630-No	53-No	---	504-No	84-No	---
03:00	0	0	EB	420-No	105-No	---	630-No	53-No	---	504-No	84-No	---
04:00	0	0	EB	420-No	105-No	---	630-No	53-No	---	504-No	84-No	---
05:00	0	0	EB	420-No	105-No	---	630-No	53-No	---	504-No	84-No	---
06:00	514	307	EB	420-Yes	105-Yes	Both	630-No	53-Yes	Minor	504-Yes	84-Yes	Both
07:00	463	311	EB	420-Yes	105-Yes	Both	630-No	53-Yes	Minor	504-No	84-Yes	Minor
08:00	420	236	EB	420-Yes	105-Yes	Both	630-No	53-Yes	Minor	504-No	84-Yes	Minor
09:00	383	175	EB	420-No	105-Yes	Minor	630-No	53-Yes	Minor	504-No	84-Yes	Minor
10:00	346	142	EB	420-No	105-Yes	Minor	630-No	53-Yes	Minor	504-No	84-Yes	Minor
11:00	418	155	EB	420-No	105-Yes	Minor	630-No	53-Yes	Minor	504-No	84-Yes	Minor
12:00	472	185	WB	420-Yes	105-Yes	Both	630-No	53-Yes	Minor	504-No	84-Yes	Minor
13:00	477	177	EB	420-Yes	105-Yes	Both	630-No	53-Yes	Minor	504-No	84-Yes	Minor
14:00	559	213	WB	420-Yes	105-Yes	Both	630-No	53-Yes	Minor	504-Yes	84-Yes	Both
15:00	652	278	WB	420-Yes	105-Yes	Both	630-Yes	53-Yes	Both	504-Yes	84-Yes	Both
16:00	727	355	WB	420-Yes	105-Yes	Both	630-Yes	53-Yes	Both	504-Yes	84-Yes	Both
17:00	774	414	WB	420-Yes	105-Yes	Both	630-Yes	53-Yes	Both	504-Yes	84-Yes	Both
18:00	638	302	WB	420-Yes	105-Yes	Both	630-Yes	53-Yes	Both	504-Yes	84-Yes	Both
19:00	425	205	WB	420-Yes	105-Yes	Both	630-No	53-Yes	Minor	504-No	84-Yes	Minor
20:00	400	221	WB	420-No	105-Yes	Minor	630-No	53-Yes	Minor	504-No	84-Yes	Minor
21:00	387	154	WB	420-No	105-Yes	Minor	630-No	53-Yes	Minor	504-No	84-Yes	Minor
22:00	0	0	EB	420-No	105-No	---	630-No	53-No	---	504-No	84-No	---
23:00	0	0	EB	420-No	105-No	---	630-No	53-No	---	504-No	84-No	---

**ANOKA COUNTY HIGHWAY
PC-WARRANTS
TRAFFIC SIGNAL WARRANT ANALYSIS**

Study Name : TMC0610
Study Date : 06/16/06

Multi-Way Stop Warrant Report

Major Street Approaches

Northbound: CSAH 23
Total Approach Volume: 4,453
Approach Speed: 50

Southbound: CsaH 23
Total Approach Volume: 3,602
Approach Speed: 55

Minor Street Approaches

Eastbound: CSAH 14
Total Approach Volume: 3,317

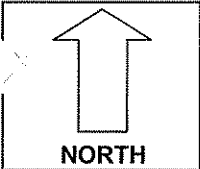
Westbound: CSAH 14
Total Approach Volume: 3,445

Warrant Summary

Criteria A - Interim Measure	Not Evaluated
If traffic signals are justified, stop signs can be installed as an interim measure.	
Criteria B - Crash Experience	Not Evaluated
Criteria C - Minimum Volumes and Delays	Satisfied
Delay data not evaluated Required volumes reached for 16 hours, 8 are needed	
Criteria D - 80% of Volumes, Delays, and Crashes	Not Evaluated
Delay data not evaluated Required volumes reached for 0 hours, 8 are needed	

Analysis of 8-Hour Volume Warrants:

Time	Major Total	Minor Total	Crit C			Crit D		
			Major	Minor Crit	Meets?	Major Crit	Minor Crit	Meets?
00:00 - 01:00	0	0	210-No	140-No	No	240-No	160-No	No
01:00 - 02:00	0	0	210-No	140-No	No	240-No	160-No	No
02:00 - 03:00	0	0	210-No	140-No	No	240-No	160-No	No
03:00 - 04:00	0	0	210-No	140-No	No	240-No	160-No	No
04:00 - 05:00	0	0	210-No	140-No	No	240-No	160-No	No
05:00 - 06:00	0	0	210-No	140-No	No	240-No	160-No	No
06:00 - 07:00	514	458	210-Yes	140-Yes	Both	240-Yes	160-Yes	Both
07:00 - 08:00	463	510	210-Yes	140-Yes	Both	240-Yes	160-Yes	Both
08:00 - 09:00	420	415	210-Yes	140-Yes	Both	240-Yes	160-Yes	Both
09:00 - 10:00	383	325	210-Yes	140-Yes	Both	240-Yes	160-Yes	Both
10:00 - 11:00	346	268	210-Yes	140-Yes	Both	240-Yes	160-Yes	Both
11:00 - 12:00	418	295	210-Yes	140-Yes	Both	240-Yes	160-Yes	Both
12:00 - 13:00	472	353	210-Yes	140-Yes	Both	240-Yes	160-Yes	Both
13:00 - 14:00	477	350	210-Yes	140-Yes	Both	240-Yes	160-Yes	Both
14:00 - 15:00	559	421	210-Yes	140-Yes	Both	240-Yes	160-Yes	Both
15:00 - 16:00	652	507	210-Yes	140-Yes	Both	240-Yes	160-Yes	Both
16:00 - 17:00	727	576	210-Yes	140-Yes	Both	240-Yes	160-Yes	Both
17:00 - 18:00	774	708	210-Yes	140-Yes	Both	240-Yes	160-Yes	Both
18:00 - 19:00	638	533	210-Yes	140-Yes	Both	240-Yes	160-Yes	Both
19:00 - 20:00	425	354	210-Yes	140-Yes	Both	240-Yes	160-Yes	Both
20:00 - 21:00	400	438	210-Yes	140-Yes	Both	240-Yes	160-Yes	Both
21:00 - 22:00	387	251	210-Yes	140-Yes	Both	240-Yes	160-Yes	Both
22:00 - 23:00	0	0	210-No	140-No	No	240-No	160-No	No
23:00 - 00:00	0	0	210-No	140-No	No	240-No	160-No	No



COUNT LOCATION:

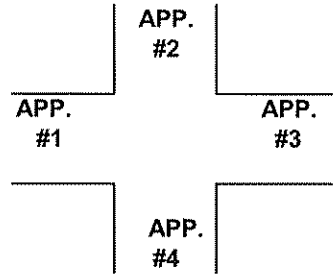
CSAH 14 (Main St.) @

DATE:

05/18/2005

CSAH 17 (Lexington Ave.)

NORTH
APP. #1 = CSAH 14
APP. #2 = CSAH 17
APP. #3 = CSAH 14
APP. #4 = CSAH 17



HEAVY VEHICLE- ANY VEHICLE HAVING MORE THAN FOUR TIRES TOUCHING THE PAVEMENT

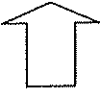
A. TRUCKS- A HEAVY VEHICLE INVOLVED PRIMARILY IN THE TRANSPORT OF GOODS OR IN THE DELIVERY OF A SERVICE.

B. RV- A HEAVY VEHICLE OPERATED BY A PRIVATE MOTORIST AND INVOLVED IN THE TRANSPORT OF RECREATIONAL EQUIPMENT OR FACILITIES.

C. BUSES- A HEAVY VEHICLE INVOLVED IN THE TRANSPORTATION OF GROUPS OF PEOPLE.

TIME	PEDESTRIANS					HEAVY VEHICLES		
	APP. #1	APP. #2	APP. #3	APP. #4	15 MIN TOT	TRUCKS	RV	BUS
6:00-6:15AM						9		
6:15-6:30						9		
6:30-6:45						16		2
6:45-7:00						8		3
HOURLY TOTAL						HOURLY TOTAL		47
7:00-7:15						9		1
7:15-7:30						15		
7:30-7:45						18		1
7:45-8:00						13		2
HOURLY TOTAL						HOURLY TOTAL		59
8:00-8:15						17		3
8:15-8:30						14		1
8:30-8:45						12		3
8:45-9:00						12		2
HOURLY TOTAL						HOURLY TOTAL		64
9:00-9:15						11		
9:15-9:30						16		
9:30-9:45						14		1
9:45-10:00						11		1
HOURLY TOTAL						HOURLY TOTAL		54
10:00-10:15						4		
10:15-10:30						17		
10:30-10:45						20	1	
10:45-11:00						18		
HOURLY TOTAL						HOURLY TOTAL		60
11:00-11:15						12		
11:15-11:30						13		
11:30-11:45						16		
11:45-12:00						21		
HOURLY TOTAL						HOURLY TOTAL		62
12:00-12:15						17		
12:15-12:30						20		
12:30-12:45						13		4
12:45-1:00						8		
HOURLY TOTAL						HOURLY TOTAL		62
1:00-1:15						22		
1:15-1:30						18		
1:30-1:45						8		
1:45-2:00						13		1
HOURLY TOTAL						HOURLY TOTAL		62
					TOTAL		TOTAL	470

1
2
3
4
5
6
7
8
9
10
11
12
13
14
15
16
17
18
19
20
21
22
23
24
25
26
27
28
29
30
31
32

 NORTH
APP. #1 = CSAH 14
APP. #2 = CSAH 17
APP. #3 = CSAH 14
APP. #4 = CSAH 17

COUNT LOCATION:

CSAH 14 (Main St.) @
 CSAH 17 (Lexington Ave.)

DATE:

05/16/2005

	APP. #2	
	APP. #1	
	APP. #3	
	APP. #4	

- HEAVY VEHICLE- ANY VEHICLE HAVING MORE THAN FOUR TIRES TOUCHING THE PAVEMENT
- A. TRUCKS- A HEAVY VEHICLE INVOLVED PRIMARILY IN THE TRANSPORT OF GOODS OR IN THE DELIVERY OF A SERVICE.
 - B. RV- A HEAVY VEHICLE OPERATED BY A PRIVATE MOTORIST AND INVOLVED IN THE TRANSPORT OF RECREATIONAL EQUIPMENT OR FACILITIES.
 - C. BUSES- A HEAVY VEHICLE INVOLVED IN THE TRANSPORTATION OF GROUPS OF PEOPLE.

TIME	PEDESTRIANS					HEAVY VEHICLES		
	APP. #1	APP. #2	APP. #3	APP. #4	15 MIN TOT	TRUCKS	RV	BUS
2:00-2:15PM						25		1
2:15-2:30						24		
2:30-2:45						26		2
2:45-3:00						22	1	2
HOURLY TOTAL						HOURLY TOTAL		103
3:00-3:15						22		2
3:15-3:30						24		2
3:30-3:45						23		2
3:45-4:00						23		1
HOURLY TOTAL						HOURLY TOTAL		99
4:00-4:15						30	2	
4:15-4:30						25	1	1
4:30-4:45						24		1
4:45-5:00	1				1	15		
HOURLY TOTAL					1	HOURLY TOTAL		99
5:00-5:15						11		
5:15-5:30						3		
5:30-5:45						2		
5:45-6:00						7		1
HOURLY TOTAL						HOURLY TOTAL		24
6:00-6:15						5	1	
6:15-6:30						2		1
6:30-6:45	1			1	2	1	1	
6:45-7:00						4	1	
HOURLY TOTAL					2	HOURLY TOTAL		16
7:00-7:15						5		
7:15-7:30						1		
7:30-7:45						2		
7:45-8:00						1		
HOURLY TOTAL						HOURLY TOTAL		9
8:00-8:15						2		2
8:15-8:30								
8:30-8:45						1		
8:45-9:00						1		
HOURLY TOTAL						HOURLY TOTAL		6
9:00-9:15						1		
9:15-9:30								
9:30-9:45						1		
9:45-10:00						2		
HOURLY TOTAL						HOURLY TOTAL		4
TOTAL					3	TOTAL		830

1
2
3
4
5
6
7
8
9
10
11
12
13
14
15
16
17
18
19
20
21
22
23
24
25
26
27
28
29
30
31
32