

Date : 06/21/06

Count Number : TMC0612

Location : CSAH 10 (Birch St.)

@ Ware Rd.



North

Ware Rd.

2867

#2

928			
	4	915	9
	D	M	T

1939

CSAH 10

11551

#3

6207			
	250	5376	581
	J	H	G

5344

Ware Rd.

773			
	0	770	3
	M	L	K

1700

#4

2473

11835			
	5380		
		6455	
		535	A
		5332	B
		588	C

#1

CSAH 10

LANES OF APPROACH

	RIGHT TURN LANE	LEFT TURN LANE	THRU LANES	TOTAL
#1	1	1	1	3
#2	0	0	1	1
#3	1	1	1	3
#4	0	0	1	1

Anoka County Highway Department
Traffic Volume and Turning
Movement Study

Anoka County Highway Department Traffic Engineering

Traffic Volume and Turning Movement Study

File Name : TMC 0612
Site Code : 06061202
Start Date : 06/21/2006
Page No : 1

Weather: Sunny and Warm
Counter: DB-400
Counted by: Jordan/Tom

Groups Printed- Unshifted

Start Time	Ware Rd. Southbound					CSAH 10 Westbound					Ware Rd. Northbound					CSAH 10 Eastbound					Exclu. Total	Inclu. Total	Int. Total
	Left	Thru	Right	Heavy	App.	Left	Thru	Right	Heavy	App.	Left	Thru	Right	Heavy	App.	Left	Thru	Right	Heavy	App.			
	1.0	1.0	1.0	1.0	Total	1.0	1.0	1.0	1.0	Total	1.0	1.0	1.0	1.0	Total	1.0	1.0	1.0	1.0	Total			
06:00	0	1	0	0	1	2	51	6	1	59	0	3	0	0	3	3	34	1	1	38	2	101	103
06:15	0	14	0	0	14	2	77	9	1	88	0	10	0	0	10	1	26	2	1	29	2	141	143
06:30	0	5	1	0	6	7	93	10	3	110	0	6	0	0	6	1	35	1	4	37	7	159	166
06:45	0	14	0	0	14	9	123	9	4	141	0	5	0	0	5	1	51	2	2	54	6	214	220
Total	0	34	1	0	35	20	344	34	9	398	0	24	0	0	24	6	146	6	8	158	17	615	632
07:00	0	14	0	1	14	17	133	13	2	163	0	9	0	0	9	7	55	4	6	66	9	252	261
07:15	0	13	0	0	13	15	131	13	4	159	0	7	0	0	7	6	56	3	6	65	10	244	254
07:30	0	21	0	0	21	19	112	11	4	142	0	8	0	1	8	5	59	4	4	68	9	239	248
07:45	0	21	0	1	21	14	125	14	3	153	0	8	0	0	8	7	52	3	4	62	8	244	252
Total	0	69	0	2	69	65	501	51	13	617	0	32	0	1	32	25	222	14	20	261	36	979	1015
08:00	0	18	0	0	18	5	120	12	3	137	0	5	0	0	5	4	53	5	7	62	10	222	232
08:15	0	16	0	1	16	2	113	14	6	129	0	13	0	1	13	7	50	5	5	62	13	220	233
08:30	0	13	0	1	13	3	84	8	4	95	0	11	0	1	11	6	47	1	3	54	9	173	182
08:45	0	8	0	0	8	3	112	9	5	124	0	12	0	0	12	12	58	5	0	75	5	219	224
Total	0	55	0	2	55	13	429	43	18	485	0	41	0	2	41	29	208	16	15	253	37	834	871
09:00	0	10	0	0	10	4	90	12	5	106	0	9	0	0	9	5	63	5	5	73	10	198	208
09:15	0	8	0	1	8	2	66	10	4	78	0	3	0	0	3	8	48	6	3	62	8	151	159
09:30	0	12	0	0	12	1	52	11	2	64	0	13	0	2	13	9	50	9	5	68	9	157	166
09:45	0	12	0	0	12	4	61	5	5	70	0	10	0	0	10	9	39	2	1	50	6	142	148
Total	0	42	0	1	42	11	269	38	16	318	0	35	0	2	35	31	200	22	14	253	33	648	681
10:00	0	5	0	0	5	2	56	4	5	62	0	8	0	0	8	6	42	4	1	52	6	127	133
10:15	0	7	0	1	7	1	59	6	1	66	0	7	0	0	7	7	37	6	1	50	3	130	133
10:30	0	6	0	0	6	1	64	7	2	72	0	5	0	0	5	5	56	3	1	64	3	147	150
10:45	1	8	0	0	9	3	63	6	1	72	0	9	0	0	9	6	51	9	3	66	4	156	160
Total	1	26	0	1	27	7	242	23	9	272	0	29	0	0	29	24	186	22	6	232	16	560	576
11:00	1	11	0	0	12	6	45	11	2	62	0	11	0	1	11	16	59	8	2	83	5	168	173
11:15	0	13	0	0	13	1	63	4	1	68	0	12	0	1	12	11	54	5	6	70	8	163	171
11:30	0	12	1	1	13	3	51	12	3	66	0	6	0	0	6	9	48	9	5	66	9	151	160
11:45	0	19	0	1	19	1	82	11	5	94	0	15	0	2	15	9	77	6	5	92	13	220	233
Total	1	55	1	2	57	11	241	38	11	290	0	44	0	4	44	45	238	28	18	311	35	702	737
12:00	0	14	0	3	14	4	79	5	5	88	0	7	0	0	7	22	68	12	2	102	10	211	221
12:15	0	16	0	0	16	3	65	9	6	77	0	15	0	0	15	14	90	18	7	122	13	230	243
12:30	0	24	0	1	24	2	63	14	3	79	0	10	0	2	10	8	74	10	2	92	8	205	213
12:45	5	15	2	0	22	0	71	6	1	77	0	6	1	1	7	10	55	3	2	68	4	174	178
Total	5	69	2	4	76	9	278	34	15	321	0	38	1	3	39	54	287	43	13	384	35	820	855
13:00	1	11	0	0	12	1	43	3	2	47	0	11	0	0	11	4	55	10	1	69	3	139	142
13:15	0	5	0	0	5	2	55	8	6	65	0	7	0	1	7	10	47	8	3	65	10	142	152
13:30	0	4	0	0	4	1	60	7	5	68	0	10	0	0	10	5	71	4	3	80	8	162	170
13:45	0	8	0	1	8	4	70	9	8	83	0	14	0	1	14	4	55	6	3	65	13	160	173
Total	1	28	0	1	29	8	228	27	21	263	0	32	0	2	32	23	228	28	10	279	34	603	637
14:00	0	9	0	0	9	4	42	6	4	52	0	6	1	0	7	7	68	9	1	84	5	152	157
14:15	0	8	0	1	8	1	59	2	7	62	0	8	0	1	8	7	81	8	5	96	14	174	188
14:30	0	6	0	0	6	3	77	6	5	86	0	16	0	0	16	10	65	13	4	88	9	196	205
14:45	0	11	0	0	11	0	55	2	3	57	0	5	0	0	5	11	70	11	9	92	12	165	177
Total	0	34	0	1	34	8	233	16	19	257	0	35	1	1	36	35	284	41	19	360	40	687	727
15:00	0	2	0	0	2	4	74	9	7	87	0	4	0	0	4	15	82	7	1	104	8	197	205
15:15	0	8	0	0	8	5	70	10	2	85	0	12	0	0	12	8	79	8	5	95	7	200	207
15:30	0	11	0	1	11	4	83	3	3	90	0	18	0	1	18	8	111	13	4	132	9	251	260
15:45	0	24	0	0	24	0	110	8	7	118	0	17	0	0	17	12	94	11	2	117	9	276	285
Total	0	45	0	1	45	13	337	30	19	380	0	51	0	1	51	43	366	39	12	448	33	924	957
16:00	0	19	0	1	19	1	95	11	3	107	0	19	0	0	19	15	129	14	5	158	9	303	312
16:15	0	13	0	1	13	5	110	14	6	129	0	21	0	1	21	10	136	14	6	160	14	323	337
16:30	0	20	0	0	20	5	92	11	2	108	0	24	0	0	24	12	150	16	3	178	5	330	335
16:45	0	19	0	0	19	8	119	12	0	139	0	29	0	0	29	9	146	16	1	171	1	358	359
Total	0	71	0	2	71	19	416	48	11	483	0	93	0	1	93	46	561	60	15	667	29	1314	1343
17:00	0	24	0	1	24	4	131	16	3	151	0	28	0	0	28	11	152	10	0	173	4	376	380
17:15	0	17	0	0	17	3	129	10	1	142	0	34	0	0	34	13	178	13	5	204	6	397	403
17:30	0	18	0	0	18	2	162	10	6	174	0	24	0	0	24	14	179	9	5	202	11	418	429
17:45	0	28	0	0	28	4	145	14	1	163	0	30	0	0	30	15	176	16	1	207	2	428	430
Total	0	87	0	1	87	13	567	50	11	630	0	116	0	0	116	53	685	48	11	786	23	1619	1642
18:00	0	22	0	0	22	3	120	16	2	139	0	16	0	0	16	15	182	13	3	210	5	387	392
18:15	0	29	0	0	29	1	111	14	2	126	0	14	1	0	15	21	145	7	1	173	3	343	346
18:30	0	16	0	0	16	5	96	7	2	108	0	13	0	2	13	11	127	12	1	150	5	287	292
18:45	0	28	0	0	28	9	99	13	4	121	0	19	0	0	19	9	115	8	1	132	5	300	305
Total	0	95	0	0	95	18	426	50	10	494	0	62	1	2	63	56	569	40	6	665	18	1317	1335

Anoka County Highway Department Traffic Engineering

Traffic Volume and Turning Movement Stud

Weather: Sunny and Warm
 Inter: DB-400
 Counted by: Jordan/Tom

File Name : TMC 0612
 Site Code : 06061202
 Start Date : 06/21/2006
 Page No : 2

Groups Printed- Unshifted

Start Time	Ware Rd. Southbound					CSAH 10 Westbound					Ware Rd. Northbound					CSAH 10 Eastbound					Exclu. Total	Inclu. Total	Int. Total
	Left	Thru	Right	Heavy	App. Total	Left	Thru	Right	Heavy	App. Total	Left	Thru	Right	Heavy	App. Total	Left	Thru	Right	Heavy	App. Total			
Factor	1.0	1.0	1.0	1.0		1.0	1.0	1.0	1.0		1.0	1.0	1.0	1.0		1.0	1.0	1.0	1.0				
19:00	0	18	0	1	18	3	102	11	0	116	0	15	0	0	15	12	108	10	2	130	3	279	282
19:15	0	12	0	1	12	1	79	8	3	88	0	13	0	1	13	12	83	17	1	112	6	225	231
19:30	0	17	0	0	17	2	87	9	4	98	0	11	0	0	11	12	89	13	1	114	5	240	245
19:45	0	25	0	0	25	2	96	9	0	107	0	7	0	0	7	13	97	6	0	116	0	255	255
Total	0	72	0	2	72	8	364	37	7	409	0	46	0	1	46	49	377	46	4	472	14	999	1013
20:00	0	25	0	0	25	6	51	15	1	72	0	14	0	0	14	13	119	16	2	148	3	259	262
20:15	0	19	0	0	19	2	69	7	1	78	0	9	0	0	9	10	118	12	1	140	2	246	248
20:30	0	19	0	0	19	6	77	9	1	92	0	11	0	1	11	7	106	12	0	125	2	247	249
20:45	0	14	0	0	14	3	85	8	1	96	0	12	0	0	12	5	120	12	0	137	1	259	260
Total	0	77	0	0	77	17	282	39	4	338	0	46	0	1	46	35	463	52	3	550	8	1011	1019
21:00	0	22	0	0	22	4	61	7	0	72	0	15	0	0	15	12	93	7	2	112	2	221	223
21:15	0	17	0	0	17	4	82	7	1	93	0	14	0	0	14	10	92	9	0	111	1	235	236
21:30	0	8	0	0	8	1	41	6	1	48	0	8	0	0	8	10	65	3	1	78	2	142	144
21:45	1	9	0	0	10	1	35	3	0	39	0	9	0	0	9	2	62	11	0	75	0	133	133
Total	1	56	0	0	57	10	219	23	2	252	0	46	0	0	46	34	312	30	3	376	5	731	736
Grand Total	9	915	4	20	928	250	5376	581	195	6207	0	770	3	21	773	588	5332	535	177	6455	413	14363	14776
Apprch %	1.0	98.6	0.4			4.0	86.6	9.4			0.0	99.6	0.4			9.1	82.6	8.3					
Total %	0.1	6.4	0.0		6.5	1.7	37.4	4.0		43.2	0.0	5.4	0.0		5.4	4.1	37.1	3.7		44.9	2.8	97.2	

**ANOKA COUNTY HIGHWAY
PC-WARRANTS
TRAFFIC SIGNAL WARRANT ANALYSIS**

Study Name : TMC 0612
Study Date : 06/23/06
Page No. : 1

Signal Warrants - Summary

Major Street Approaches

Eastbound: CSAH 10
Number of Lanes: 2
Approach Speed: 50
Total Approach Volume: 6,455

Westbound: CSAH 10
Number of Lanes: 2
Approach Speed: 50
Total Approach Volume: 6,207

Minor Street Approaches

Northbound: Ware Rd.
Number of Lanes: 1

Total Approach Volume: 773

Southbound: Ware Rd.
Number of Lanes: 1

Total Approach Volume: 928

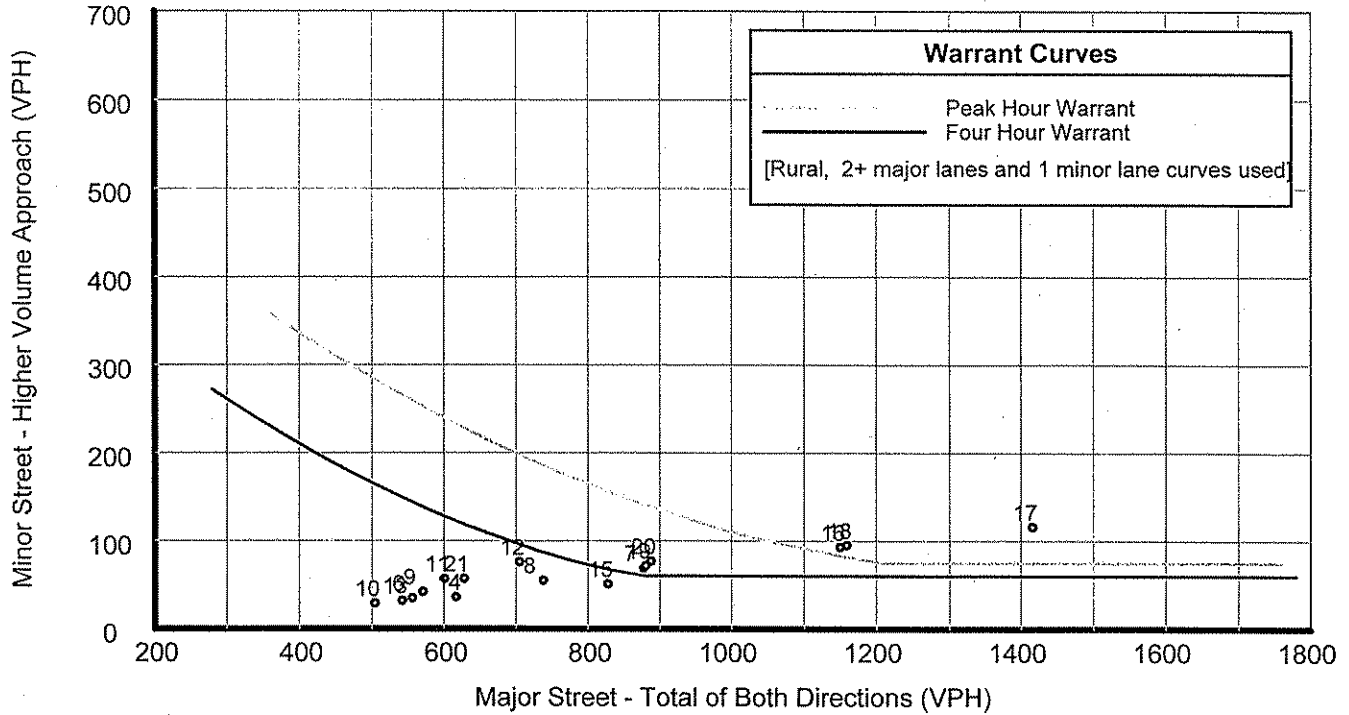
Warrant Summary (Rural values apply.)

Warrant 1 - Eight Hour Vehicular Volumes	Satisfied
Warrant 1A - Minimum Vehicular Volume Not Satisfied	
Required volumes reached for 1 hours, 8 are needed	
Warrant 1B - Interruption of Continuous Traffic Satisfied	
Required volumes reached for 8 hours, 8 are needed	
Warrant 1 A&B - Combination of Warrants Not Satisfied	
Required volumes reached for 3 hours, 8 are needed	
Warrant 2 - Four Hour Volumes	Satisfied
Number of hours (6) volumes exceed minimum >= minimum required (4).	
Warrant 3 - Peak Hour	Satisfied
Warrant 3A - Peak Hour Volumes Satisfied	
Volumes exceed minimums for at least one hour.	
Warrant 3B - Peak Hour Delay Not Satisfied	
Approach volumes on minor street don't exceed minimums for any hour. Delay data not evaluated.	
Warrant 4 - Pedestrian Volumes	Not Evaluated
Warrant 5 - School Crossing	Not Evaluated
Warrant 6 - Coordinated Signal System	Not Evaluated
Warrant 7 - Crash Experience	Not Evaluated
Warrant 8 - Roadway Network	Not Evaluated

ANOKA COUNTY HIGHWAY PC-WARRANTS TRAFFIC SIGNAL WARRANT ANALYSIS

Study Name : TMC 0612
Study Date : 06/23/06
Page No. : 2

Signal Warrants - Summary



Analysis of 8-Hour Volume Warrants:

Hour Begin	Major Total	Higher Minor		War-1A			War-1B			War-1A&B		
		Vol	Dir	Major Crit	Minor Crit	Meets?	Major Crit	Minor Crit	Meets?	Major Crit	Minor Crit	Meets?
00:00	0	0	NB	420-No	105-No	---	630-No	52-No	---	504-No	84-No	---
01:00	0	0	NB	420-No	105-No	---	630-No	52-No	---	504-No	84-No	---
02:00	0	0	NB	420-No	105-No	---	630-No	52-No	---	504-No	84-No	---
03:00	0	0	NB	420-No	105-No	---	630-No	52-No	---	504-No	84-No	---
04:00	0	0	NB	420-No	105-No	---	630-No	52-No	---	504-No	84-No	---
05:00	0	0	NB	420-No	105-No	---	630-No	52-No	---	504-No	84-No	---
06:00	556	35	SB	420-Yes	105-No	Major	630-No	52-No	---	504-Yes	84-No	Major
07:00	878	69	SB	420-Yes	105-No	Major	630-Yes	52-Yes	Both	504-Yes	84-No	Major
08:00	738	55	SB	420-Yes	105-No	Major	630-Yes	52-Yes	Both	504-Yes	84-No	Major
09:00	571	42	SB	420-Yes	105-No	Major	630-No	52-No	---	504-Yes	84-No	Major
10:00	504	29	NB	420-Yes	105-No	Major	630-No	52-No	---	504-Yes	84-No	Major
11:00	601	57	SB	420-Yes	105-No	Major	630-No	52-Yes	Minor	504-Yes	84-No	Major
12:00	705	76	SB	420-Yes	105-No	Major	630-Yes	52-Yes	Both	504-Yes	84-No	Major
13:00	542	32	NB	420-Yes	105-No	Major	630-No	52-No	---	504-Yes	84-No	Major
14:00	617	36	NB	420-Yes	105-No	Major	630-No	52-No	---	504-Yes	84-No	Major
15:00	828	51	NB	420-Yes	105-No	Major	630-Yes	52-No	Major	504-Yes	84-No	Major
16:00	1,150	93	NB	420-Yes	105-No	Major	630-Yes	52-Yes	Both	504-Yes	84-Yes	Both
17:00	1,416	116	NB	420-Yes	105-Yes	Both	630-Yes	52-Yes	Both	504-Yes	84-Yes	Both
18:00	1,159	95	SB	420-Yes	105-No	Major	630-Yes	52-Yes	Both	504-Yes	84-Yes	Both
19:00	881	72	SB	420-Yes	105-No	Major	630-Yes	52-Yes	Both	504-Yes	84-No	Major
20:00	888	77	SB	420-Yes	105-No	Major	630-Yes	52-Yes	Both	504-Yes	84-No	Major
21:00	628	57	SB	420-Yes	105-No	Major	630-No	52-Yes	Minor	504-Yes	84-No	Major
22:00	0	0	NB	420-No	105-No	---	630-No	52-No	---	504-No	84-No	---
23:00	0	0	NB	420-No	105-No	---	630-No	52-No	---	504-No	84-No	---

**ANOKA COUNTY HIGHWAY
PC-WARRANTS
TRAFFIC SIGNAL WARRANT ANALYSIS**

Study Name : TMC 0612
Study Date : 06/23/06

Multi-Way Stop Warrant Report

Major Street Approaches

Eastbound: CSAH 10
Total Approach Volume: 6,455
Approach Speed: 50

Westbound: CSAH 10
Total Approach Volume: 6,207
Approach Speed: 50

Minor Street Approaches

Northbound: Ware Rd.
Total Approach Volume: 773

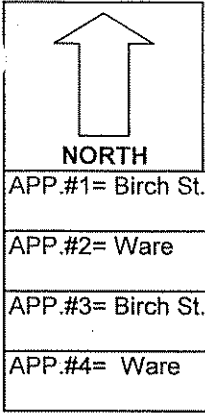
Southbound: Ware Rd.
Total Approach Volume: 928

Warrant Summary

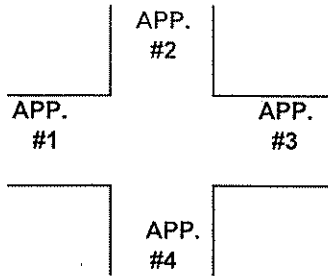
- Criteria A - Interim Measure** Not Evaluated
If traffic signals are justified, stop signs can be installed as an interim measure.
- Criteria B - Crash Experience** Not Satisfied
Number of crashes (0) is less than the minimum required (5).
- Criteria C - Minimum Volumes and Delays** Not Satisfied
Delay data not evaluated
Required volumes reached for 3 hours, 8 are needed
- Criteria D - 80% of Volumes, Delays, and Crashes** Not Satisfied
Delay data not evaluated
Required volumes reached for 2 hours, 8 are needed

Analysis of 8-Hour Volume Warrants:

Time	Major Crit		Crit C			Crit D		
	Total	Minor Total	Major Crit	Minor Crit	Meets?	Major Crit	Minor Crit	Meets?
00:00 - 01:00	0	0	210-No	140-No	No	240-No	160-No	No
01:00 - 02:00	0	0	210-No	140-No	No	240-No	160-No	No
02:00 - 03:00	0	0	210-No	140-No	No	240-No	160-No	No
03:00 - 04:00	0	0	210-No	140-No	No	240-No	160-No	No
04:00 - 05:00	0	0	210-No	140-No	No	240-No	160-No	No
05:00 - 06:00	0	0	210-No	140-No	No	240-No	160-No	No
06:00 - 07:00	556	59	210-Yes	140-No	Major	240-Yes	160-No	Major
07:00 - 08:00	878	101	210-Yes	140-No	Major	240-Yes	160-No	Major
08:00 - 09:00	738	96	210-Yes	140-No	Major	240-Yes	160-No	Major
09:00 - 10:00	571	77	210-Yes	140-No	Major	240-Yes	160-No	Major
10:00 - 11:00	504	56	210-Yes	140-No	Major	240-Yes	160-No	Major
11:00 - 12:00	601	101	210-Yes	140-No	Major	240-Yes	160-No	Major
12:00 - 13:00	705	115	210-Yes	140-No	Major	240-Yes	160-No	Major
13:00 - 14:00	542	61	210-Yes	140-No	Major	240-Yes	160-No	Major
14:00 - 15:00	617	70	210-Yes	140-No	Major	240-Yes	160-No	Major
15:00 - 16:00	828	96	210-Yes	140-No	Major	240-Yes	160-No	Major
16:00 - 17:00	1,150	164	210-Yes	140-Yes	Both	240-Yes	160-Yes	Both
17:00 - 18:00	1,416	203	210-Yes	140-Yes	Both	240-Yes	160-Yes	Both
18:00 - 19:00	1,159	158	210-Yes	140-Yes	Both	240-Yes	160-No	Major
19:00 - 20:00	881	118	210-Yes	140-No	Major	240-Yes	160-No	Major
20:00 - 21:00	888	123	210-Yes	140-No	Major	240-Yes	160-No	Major
21:00 - 22:00	628	103	210-Yes	140-No	Major	240-Yes	160-No	Major
22:00 - 23:00	0	0	210-No	140-No	No	240-No	160-No	No
23:00 - 00:00	0	0	210-No	140-No	No	240-No	160-No	No



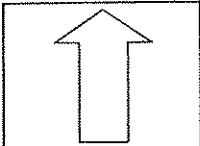
COUNT LOCATION: CSAH 10 (Birch St.) DATE: 06/22/2006
@ Ware Rd.



HEAVY VEHICLE- ANY VEHICLE HAVING MORE THAN FOUR TIRES TOUCHING THE PAVEMENT
 A. TRUCKS- A HEAVY VEHICLE INVOLVED PRIMARILY IN THE TRANSPORT OF GOODS OR IN THE DELIVERY OF A SERVICE.
 B. RV- A HEAVY VEHICLE OPERATED BY A PRIVATE MOTORIST AND INVOLVED IN THE TRANSPORT OF RECREATIONAL EQUIPMENT OR FACILITIES.
 C. BUSES- A HEAVY VEHICLE INVOLVED IN THE TRANSPORTATION OF GROUPS OF PEOPLE.

TIME	PEDESTRIANS					HEAVY VEHICLES		
	APP. #1	APP. #2	APP. #3	APP. #4	15 MIN TOT	TRUCKS	RV	BUS
6:00-6:15AM		1	1	1	3	2		
6:15-6:30						2		
6:30-6:45						7		
6:45-7:00		1			1	6		
HOURLY TOTAL					3	HOURLY TOTAL		17
7:00-7:15			1		1	7		2
7:15-7:30						9		1
7:30-7:45						11		2
7:45-8:00						7		2
HOURLY TOTAL					1	HOURLY TOTAL		41
8:00-8:15		1			1	7		3
8:15-8:30						11		2
8:30-8:45						7		2
8:45-9:00						4		1
HOURLY TOTAL					1	HOURLY TOTAL		37
9:00-9:15						10		
9:15-9:30						7	1	
9:30-9:45						5		3
9:45-10:00						6		
HOURLY TOTAL						HOURLY TOTAL		32
10:00-10:15		1			1	4		3
10:15-10:30						3		
10:30-10:45						2		
10:45-11:00						4		
HOURLY TOTAL					1	HOURLY TOTAL		16
11:00-11:15			2		2	5		
11:15-11:30		4			4	7		
11:30-11:45			5		5	6		4
11:45-12:00						7		3
HOURLY TOTAL					11	HOURLY TOTAL		32
12:00-12:15						8		2
12:15-12:30						11	1	1
12:30-12:45						8		1
12:45-1:00						4		1
HOURLY TOTAL						HOURLY TOTAL		37
1:00-1:15						3		
1:15-1:30						9		1
1:30-1:45						4		4
1:45-2:00						11		1
HOURLY TOTAL						HOURLY TOTAL		33
TOTAL					17	TOTAL		245

1
2
3
4
5
6
7
8
9
10
11
12
13
14
15
16
17
18
19
20
21
22
23
24
25
26
27
28
29
30
31
32



COUNT LOCATION:

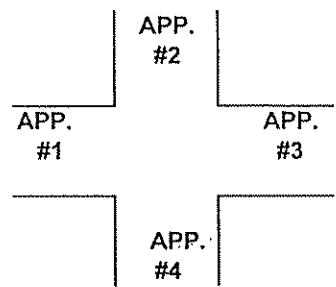
CSAH 10 (Birch St.)

DATE:

06/21/2006

@ Ware Rd.

NORTH
APP.#1= Birch St.
APP.#2= Ware
APP.#3= Birch St.
APP.#4= Ware



- HEAVY VEHICLE- ANY VEHICLE HAVING MORE THAN FOUR TIRES TOUCHING THE PAVEMENT
- A. TRUCKS- A HEAVY VEHICLE INVOLVED PRIMARILY IN THE TRANSPORT OF GOODS OR IN THE DELIVERY OF A SERVICE.
 - B. RV- A HEAVY VEHICLE OPERATED BY A PRIVATE MOTORIST AND INVOLVED IN THE TRANSPORT OF RECREATIONAL EQUIPMENT OR FACILITIES.
 - C. BUSES- A HEAVY VEHICLE INVOLVED IN THE TRANSPORTATION OF GROUPS OF PEOPLE.

TIME	PEDESTRIANS					HEAVY VEHICLES		
	APP. #1	APP. #2	APP. #3	APP. #4	15 MIN TOT	TRUCKS	RV	BUS
2:00-2:15PM			1		1	5		
2:15-2:30			5		5	13		1
2:30-2:45			3		3	8		1
2:45-3:00			3		3	11		1
HOURLY TOTAL					12	HOURLY TOTAL		40
3:00-3:15						8		
3:15-3:30						7		
3:30-3:45				1	1	6		
3:45-4:00						9		
HOURLY TOTAL					1	HOURLY TOTAL		30
4:00-4:15						9		
4:15-4:30				2	2	10		4
4:30-4:45						5		
4:45-5:00						1		
HOURLY TOTAL					2	HOURLY TOTAL		29
5:00-5:15						4		
5:15-5:30						6		
5:30-5:45						11		
5:45-6:00						2		
HOURLY TOTAL						HOURLY TOTAL		23
6:00-6:15						5		
6:15-6:30						3		
6:30-6:45						5		
6:45-7:00						6		
HOURLY TOTAL						HOURLY TOTAL		19
7:00-7:15						2		
7:15-7:30						6		
7:30-7:45				1	1	4		
7:45-8:00								
HOURLY TOTAL					1	HOURLY TOTAL		12
8:00-8:15						3		
8:15-8:30				1	1	2		
8:30-8:45						2		
8:45-9:00						1		
HOURLY TOTAL					1	HOURLY TOTAL		8
9:00-9:15						1		
9:15-9:30						1		
9:30-9:45						2		
9:45-10:00				1	1			
HOURLY TOTAL					1	HOURLY TOTAL		3
				TOTAL	18		TOTAL	409

1
2
3
4
5
6
7
8
9
10
11
12
13
14
15
16
17
18
19
20
21
22
23
24
25
26
27
28
29
30
31
32