


Date : 7/19/06

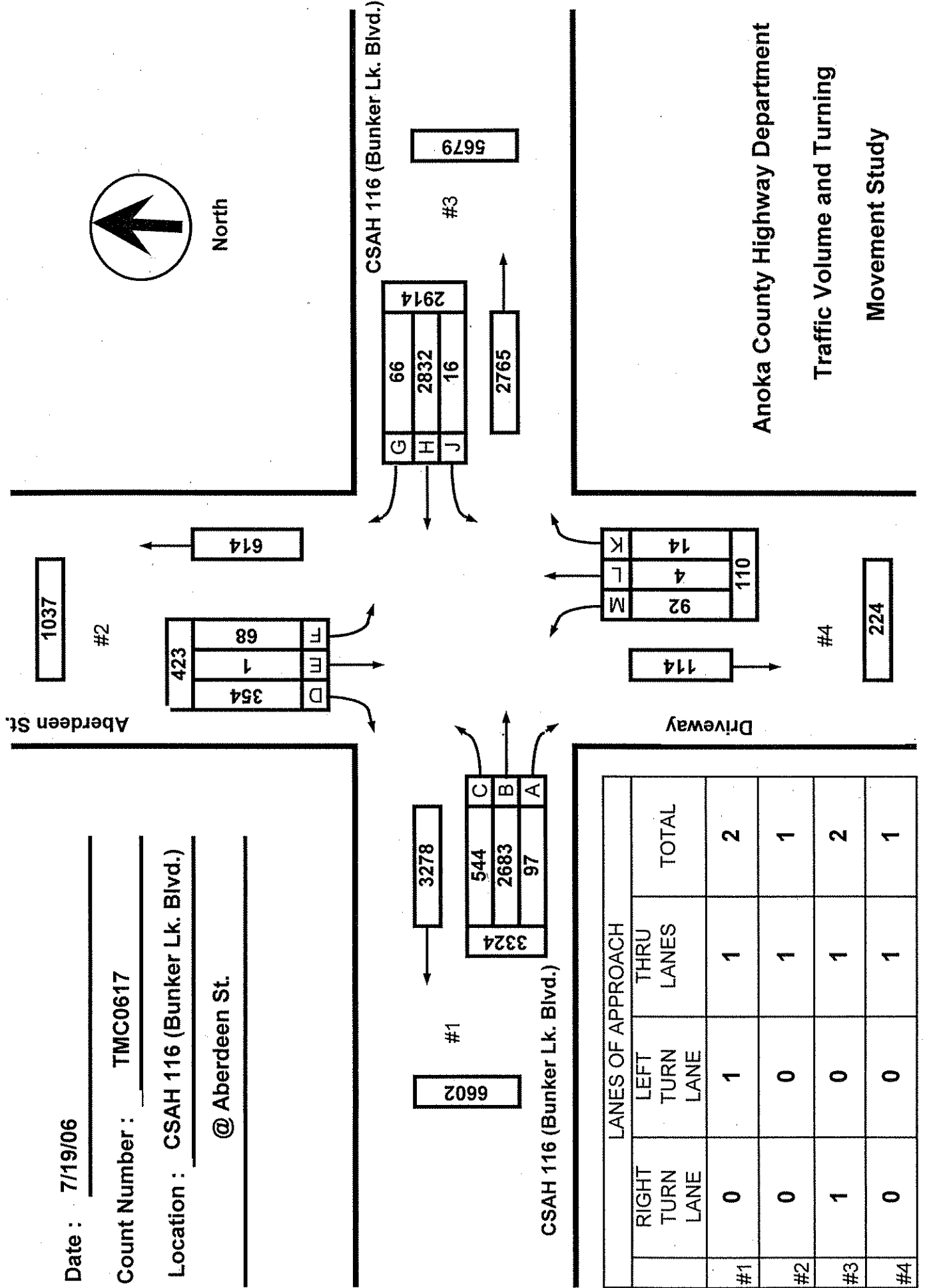
Count Number : TMC0617

Location : CSAH 116 (Bunker Lk. Blvd.)

@ Aberdeen St.



North



	LANES OF APPROACH			TOTAL
	RIGHT TURN LANE	LEFT TURN LANE	THRU LANES	
#1	0	1	1	2
#2	0	0	1	1
#3	1	0	1	2
#4	0	0	1	1

Anoka County Highway Department
Traffic Volume and Turning
Movement Study

Anoka County Highway Department
Traffic Engineering
Traffic Volume and Turning Movement Study

File Name : TMC0617
Site Code : 06170201
Start Date : 07/19/2006
Page No : 1

Weather: warm and sunny
Counter: DB-400
Counted by: Jordan/Tom

Groups Printed- 1 - Unshifted

Start Time	Aberdeen St. Southbound					CSAH 116 Westbound					Driveway Northbound					CSAH 116 Eastbound					Exclu. Total	Inclu. Total	Int. Total
	Left	Thru	Right	Heavy	App. Total	Left	Thru	Right	Heavy	App. Total	Left	Thru	Right	Heavy	App. Total	Left	Thru	Right	Heavy	App. Total			
	1.0	1.0	1.0	1.0		1.0	1.0	1.0	1.0		1.0	1.0	1.0	1.0		1.0	1.0	1.0	1.0				
06:00	0	0	0	0	0	0	20	0	3	20	0	0	0	0	0	0	23	0	2	23	5	43	48
06:15	0	0	2	0	2	0	34	1	2	35	0	0	0	0	0	0	42	1	2	43	4	80	84
06:30	2	0	2	0	4	0	28	1	5	29	0	0	0	0	0	2	40	0	5	42	10	75	85
06:45	0	0	5	0	5	0	36	1	3	37	0	0	0	0	0	7	46	1	6	54	9	96	105
Total	2	0	9	0	11	0	118	3	13	121	0	0	0	0	0	9	151	2	15	162	28	294	322
07:00	0	0	3	0	3	1	40	1	1	42	0	0	0	0	0	9	54	3	4	66	5	111	116
07:15	1	0	9	0	10	0	45	1	3	46	0	0	0	0	0	4	62	4	8	70	11	126	137
07:30	2	0	4	1	6	1	42	0	1	43	0	0	0	0	0	2	61	2	11	65	13	114	127
07:45	0	0	4	0	4	1	49	4	3	54	0	0	0	0	0	15	48	4	4	67	7	125	132
Total	3	0	20	1	23	3	176	6	8	185	0	0	0	0	0	30	225	13	27	268	36	476	512
08:00	0	0	5	0	5	0	37	4	4	41	0	0	1	1	1	8	31	0	6	39	11	86	97
08:15	1	0	4	0	5	0	41	1	1	42	0	0	0	0	0	9	39	0	6	48	7	95	102
08:30	1	1	6	0	8	0	39	5	1	44	1	0	0	0	1	8	40	2	3	50	4	103	107
08:45	1	0	8	0	9	1	43	1	2	45	2	1	0	0	3	8	46	0	2	54	4	111	115
Total	3	1	23	0	27	1	160	11	8	172	3	1	1	1	5	33	156	2	17	191	26	395	421
09:00	1	0	8	1	9	0	14	0	2	14	2	0	0	0	2	8	29	3	3	40	6	65	71
09:15	0	0	5	0	5	0	24	0	1	24	5	0	1	2	6	5	26	6	8	37	11	72	83
09:30	3	0	5	0	8	0	30	0	5	30	4	0	0	1	4	8	36	1	5	45	11	87	98
09:45	1	0	2	1	3	0	31	2	1	33	0	0	0	0	0	10	36	4	6	50	8	86	94
Total	5	0	20	2	25	0	99	2	9	101	11	0	1	3	12	31	127	14	22	172	36	310	346
10:00	1	0	5	1	6	1	31	0	2	32	4	0	0	1	4	8	39	2	8	49	13	91	104
10:15	1	0	7	3	8	1	24	0	2	25	2	0	0	1	2	7	32	1	5	40	11	75	86
10:30	1	0	4	1	5	0	39	0	5	39	0	0	0	0	0	11	34	1	6	46	12	90	102
10:45	0	0	3	1	3	0	26	1	3	27	1	0	0	1	1	11	38	2	8	51	13	82	95
Total	3	0	19	6	22	2	120	1	13	123	7	0	0	3	7	37	143	6	27	186	49	338	387
11:00	1	0	9	0	10	0	36	0	2	36	5	0	0	3	5	1	44	2	9	47	14	98	112
11:15	0	0	7	0	7	1	40	1	11	42	2	0	0	1	2	10	32	1	3	43	15	94	109
11:30	1	0	13	1	14	0	27	0	4	27	1	1	0	1	2	9	29	2	5	40	11	83	94
11:45	1	0	8	0	9	0	39	0	1	39	4	0	0	1	4	21	26	3	6	50	8	102	110
Total	3	0	37	1	40	1	142	1	18	144	12	1	0	6	13	41	131	8	23	180	48	377	425
12:00	2	0	13	0	15	1	34	2	9	37	2	0	0	0	2	11	34	5	5	50	14	104	118
12:15	1	0	5	0	6	0	25	0	2	25	2	0	0	2	2	11	32	1	5	44	9	77	86
12:30	3	0	3	0	6	1	41	1	4	43	2	0	2	2	4	12	39	4	8	55	14	108	122
12:45	6	0	6	2	12	1	32	0	3	33	4	0	0	1	4	15	37	3	6	55	12	104	116
Total	12	0	27	2	39	3	132	3	18	138	10	0	2	5	12	49	142	13	24	204	49	393	442
13:00	0	0	6	1	6	0	34	1	2	35	4	1	0	2	5	13	35	5	9	53	14	99	113
13:15	0	0	7	1	7	0	25	1	1	26	3	0	0	0	3	14	50	2	1	66	3	102	105
13:30	0	0	9	0	9	0	30	3	5	33	1	0	0	1	1	11	29	5	3	45	9	88	97
13:45	0	0	3	0	3	1	46	2	5	49	2	0	0	1	2	10	36	0	2	46	8	100	108
Total	0	0	25	2	25	1	135	7	13	143	10	1	0	4	11	48	150	12	15	210	34	389	423
14:00	0	0	5	1	5	0	41	2	6	43	3	0	1	2	4	9	31	3	5	43	14	95	109
14:15	0	0	3	1	3	0	32	1	1	33	0	0	0	0	0	4	27	0	2	31	4	67	71
14:30	1	0	1	1	2	0	45	1	2	46	1	0	0	1	1	10	26	3	3	39	7	88	95
14:45	0	0	3	0	3	1	41	3	3	45	3	0	2	1	5	12	30	4	5	46	9	99	108
Total	1	0	12	3	13	1	159	7	12	167	7	0	3	4	10	35	114	10	15	159	34	349	383
15:00	1	0	3	0	4	0	63	2	4	65	1	0	3	1	4	12	47	3	5	62	10	135	145
15:15	0	0	7	0	7	1	62	1	6	64	1	0	1	1	2	13	59	3	2	75	9	148	157
15:30	2	0	13	1	15	0	54	2	4	56	3	0	0	2	3	15	42	2	1	59	8	133	141
15:45	3	0	12	0	15	1	63	1	4	65	3	0	2	2	5	11	29	0	2	40	8	125	133
Total	6	0	35	1	41	2	242	6	18	250	8	0	6	6	14	51	177	8	10	236	35	541	576
16:00	3	0	17	0	20	0	74	0	3	74	2	0	0	2	2	8	52	2	7	62	12	158	170
16:15	1	0	7	2	8	0	109	0	6	109	0	0	0	0	0	10	66	2	3	78	11	195	206
16:30	2	0	11	1	13	1	81	1	7	83	4	0	0	1	4	5	72	1	2	78	11	178	189
16:45	2	0	4	0	6	1	97	0	1	98	0	0	0	0	0	16	59	2	1	77	2	181	183
Total	8	0	39	3	47	2	361	1	17	364	6	0	0	3	6	39	249	7	13	295	36	712	748
17:00	3	0	4	0	7	0	95	1	1	96	17	0	0	1	17	13	60	0	2	73	4	193	197
17:15	3	0	8	1	11	0	87	2	0	89	1	0	0	1	1	12	58	0	0	70	2	171	173
17:30	0	0	6	0	6	0	103	0	2	103	0	0	0	0	0	6	71	0	0	77	2	186	188
17:45	0	0	5	1	5	0	74	0	2	74	0	0	0	0	0	10	66	0	1	76	4	155	159
Total	6	0	23	2	29	0	359	3	5	362	18	0	0	2	18	41	255	0	3	296	12	705	717
18:00	1	0	9	0	10	0	70	2	5	72	0	0	0	0	0	6	55	0	0	61	5	143	148
18:15	4	0	3	0	7	0	81	2	0	83	0	0	0	0	0	5	49	0	0	54	0	144	144
18:30	2	0	3	0	5	0	90	2	2	92	0	0	0	0	0	10	55	0	2	65	4	162	166
18:45	0	0	11	1	11	0	62	0	0	62	0	1	0	0	1	7	50	1	1	58	2	132	134
Total	7	0	26	1	33	0	303	6	7	309	0	1	0	0	1	28	209	1	3	238	11	581	592

Anoka County Highway Department
 Traffic Engineering
 Traffic Volume and Turning Movement Stud

File Name : TMC0617
 Site Code : 06170201
 Start Date : 07/19/2006
 Page No : 2

Weather: warm and sunny
 Counter: DB-400
 Counted by: Jordan/Tom

Groups Printed- 1 - Unshifted

Start Time	Aberdeen St. Southbound					CSAH 116 Westbound					Driveway Northbound					CSAH 116 Eastbound					Exclu. Total	Inclu. Total	Int. Total
	Left	Thru	Right	Heavy	App. Total	Left	Thru	Right	Heavy	App. Total	Left	Thru	Right	Heavy	App. Total	Left	Thru	Right	Heavy	App. Total			
Factor	1.0	1.0	1.0	1.0		1.0	1.0	1.0	1.0		1.0	1.0	1.0	1.0		1.0	1.0	1.0	1.0				
19:00	0	0	1	0	1	0	20	1	0	21	0	0	0	0	0	10	52	1	2	63	2	85	87
19:15	3	0	7	0	10	0	27	1	0	28	0	0	0	0	0	6	29	0	0	35	0	73	73
19:30	0	0	5	0	5	0	38	0	1	38	0	0	1	1	1	3	37	0	0	40	2	84	86
19:45	2	0	2	0	4	0	27	0	1	27	0	0	0	0	0	6	35	0	0	41	1	72	73
Total	5	0	15	0	20	0	112	2	2	114	0	0	1	1	1	25	153	1	2	179	5	314	319
20:00	0	0	5	0	5	0	34	1	0	35	0	0	0	0	0	8	48	0	1	56	1	96	97
20:15	1	0	4	0	5	0	31	2	0	33	0	0	0	0	0	6	33	0	0	39	0	77	77
20:30	1	0	5	0	6	0	23	1	0	24	0	0	0	0	0	12	54	0	0	66	0	96	96
20:45	1	0	3	0	4	0	25	1	0	26	0	0	0	0	0	3	32	0	1	35	1	65	66
Total	3	0	17	0	20	0	113	5	0	118	0	0	0	0	0	29	167	0	2	196	2	334	336
21:00	1	0	3	0	4	0	31	1	0	32	0	0	0	0	0	6	32	0	0	38	0	74	74
21:15	0	0	1	0	1	0	29	1	0	30	0	0	0	1	0	4	37	0	1	41	2	72	74
21:30	0	0	1	0	1	0	29	0	0	29	0	0	0	0	0	8	32	0	0	40	0	70	70
21:45	0	0	2	0	2	0	12	0	0	12	0	0	0	0	0	0	33	0	0	33	0	47	47
Total	1	0	7	0	8	0	101	2	0	103	0	0	0	1	0	18	134	0	1	152	2	263	265
Grand Total	68	1	354	24	423	16	283	66	161	2914	92	4	14	39	110	544	268	97	219	3324	443	6771	7214
Apprch %	16.1	0.2	83.7			0.5	97.2	2.3			83.6	3.6	12.7			16.4	80.7	2.9					
Total %	1.0	0.0	5.2		6.2	0.2	41.8	1.0		43.0	1.4	0.1	0.2		1.6	8.0	39.6	1.4		49.1	6.1	93.9	

**ANOKA COUNTY HIGHWAY
PC-WARRANTS
TRAFFIC SIGNAL WARRANT ANALYSIS**

Study Name : **TMC0617**
Study Date : **07/21/06**
Page No. : **1**

Signal Warrants - Summary

Major Street Approaches

Eastbound: CSAH 116
Number of Lanes: **2**
Approach Speed: **55**
Total Approach Volume: **3,324**

Westbound: CSAH 116
Number of Lanes: **2**
Approach Speed: **55**
Total Approach Volume: **2,914**

Minor Street Approaches

Northbound: Driveway
Number of Lanes: **1**

Total Approach Volume: **110**

Southbound: Aberdeen St.
Number of Lanes: **1**

Total Approach Volume: **423**

Warrant Summary (Rural values apply.)

- Warrant 1 - Eight Hour Vehicular Volumes** Not Satisfied
 - Warrant 1A - Minimum Vehicular Volume** Not Satisfied
Required volumes reached for 0 hours, 8 are needed
 - Warrant 1B - Interruption of Continuous Traffic** Not Satisfied
Required volumes reached for 0 hours, 8 are needed
 - Warrant 1 A&B - Combination of Warrants** Not Satisfied
Required volumes reached for 0 hours, 8 are needed

- Warrant 2 - Four Hour Volumes** Not Satisfied
Number of hours (0) volumes exceed minimum < minimum required (4).

- Warrant 3 - Peak Hour** Not Satisfied
 - Warrant 3A - Peak Hour Delay** Not Satisfied
Approach volumes on minor street don't exceed minimums for any hour. Delay data not evaluated.
 - Warrant 3B - Peak Hour Volumes** Not Satisfied
Volumes do not exceed minimums for any hour.

- Warrant 4 - Pedestrian Volumes** Not Evaluated

- Warrant 5 - School Crossing** Not Evaluated

- Warrant 6 - Coordinated Signal System** Not Evaluated

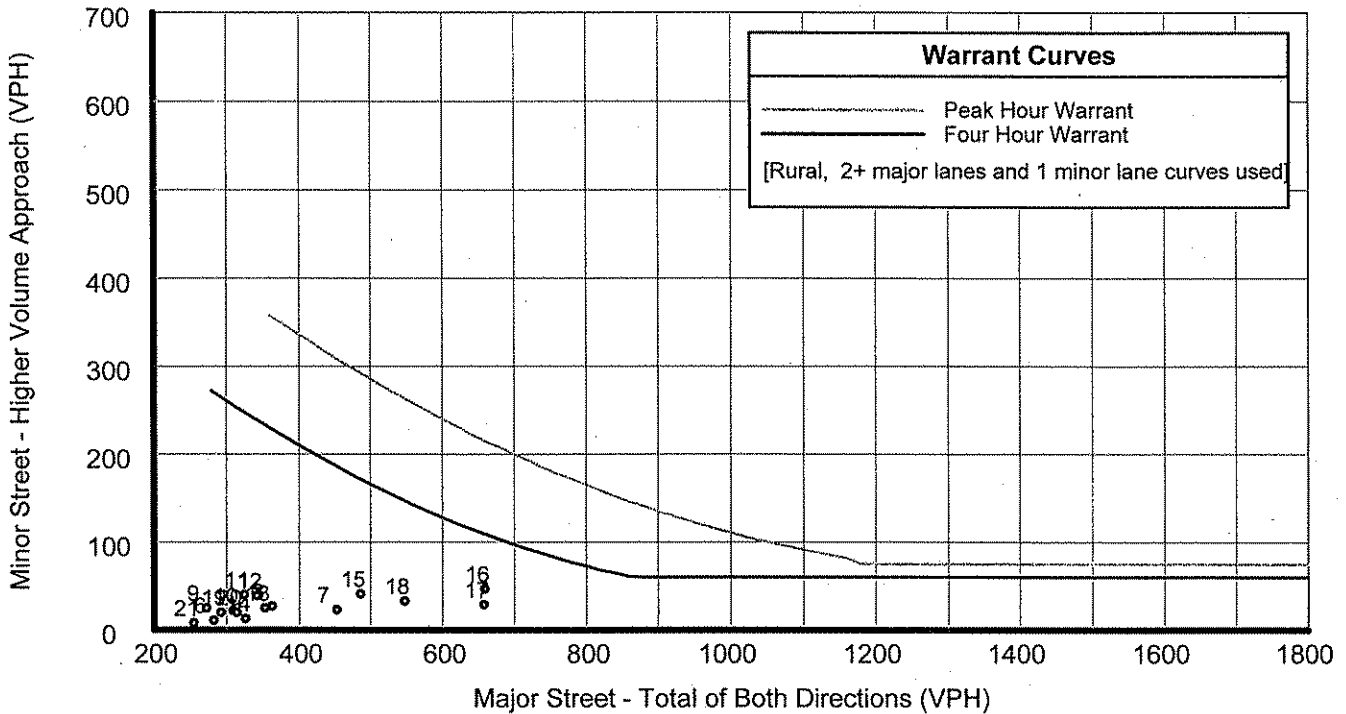
- Warrant 7 - Crash Experience** Not Evaluated

- Warrant 8 - Roadway Network** Not Evaluated

ANOKA COUNTY HIGHWAY PC-WARRANTS TRAFFIC SIGNAL WARRANT ANALYSIS

Study Name : TMC0617
Study Date : 07/21/06
Page No. : 2

Signal Warrants - Summary



Analysis of 8-Hour Volume Warrants:

Hour Begin	Major Total	Higher Minor		War-1A			War-1B			War-1A&B		
		Vol	Dir	Major Crit	Minor Crit	Meets?	Major Crit	Minor Crit	Meets?	Major Crit	Minor Crit	Meets?
00:00	0	0	NB	420-No	105-No	---	630-No	53-No	---	504-No	84-No	---
01:00	0	0	NB	420-No	105-No	---	630-No	53-No	---	504-No	84-No	---
02:00	0	0	NB	420-No	105-No	---	630-No	53-No	---	504-No	84-No	---
03:00	0	0	NB	420-No	105-No	---	630-No	53-No	---	504-No	84-No	---
04:00	0	0	NB	420-No	105-No	---	630-No	53-No	---	504-No	84-No	---
05:00	0	0	NB	420-No	105-No	---	630-No	53-No	---	504-No	84-No	---
06:00	283	11	SB	420-No	105-No	---	630-No	53-No	---	504-No	84-No	---
07:00	453	23	SB	420-Yes	105-No	Major	630-No	53-No	---	504-No	84-No	---
08:00	363	27	SB	420-No	105-No	---	630-No	53-No	---	504-No	84-No	---
09:00	273	25	SB	420-No	105-No	---	630-No	53-No	---	504-No	84-No	---
10:00	309	22	SB	420-No	105-No	---	630-No	53-No	---	504-No	84-No	---
11:00	324	40	SB	420-No	105-No	---	630-No	53-No	---	504-No	84-No	---
12:00	342	39	SB	420-No	105-No	---	630-No	53-No	---	504-No	84-No	---
13:00	353	25	SB	420-No	105-No	---	630-No	53-No	---	504-No	84-No	---
14:00	326	13	SB	420-No	105-No	---	630-No	53-No	---	504-No	84-No	---
15:00	486	41	SB	420-Yes	105-No	Major	630-No	53-No	---	504-No	84-No	---
16:00	659	47	SB	420-Yes	105-No	Major	630-Yes	53-No	Major	504-Yes	84-No	Major
17:00	658	29	SB	420-Yes	105-No	Major	630-Yes	53-No	Major	504-Yes	84-No	Major
18:00	547	33	SB	420-Yes	105-No	Major	630-No	53-No	---	504-Yes	84-No	Major
19:00	293	20	SB	420-No	105-No	---	630-No	53-No	---	504-No	84-No	---
20:00	314	20	SB	420-No	105-No	---	630-No	53-No	---	504-No	84-No	---
21:00	255	8	SB	420-No	105-No	---	630-No	53-No	---	504-No	84-No	---
22:00	0	0	NB	420-No	105-No	---	630-No	53-No	---	504-No	84-No	---
23:00	0	0	NB	420-No	105-No	---	630-No	53-No	---	504-No	84-No	---

**ANOKA COUNTY HIGHWAY
PC-WARRANTS
TRAFFIC SIGNAL WARRANT ANALYSIS**

Study Name : TMC0617
Study Date : 07/21/06
Page No. : 1

Multi-Way Stop Warrant Report

Major Street Approaches

Eastbound: CSAH 116
Total Approach Volume: 3,324
Approach Speed: 55

Westbound: CSAH 116
Total Approach Volume: 2,914
Approach Speed: 55

Minor Street Approaches

Northbound: Driveway
Total Approach Volume: 110

Southbound: Aberdeen St.
Total Approach Volume: 423

Warrant Summary

Criteria A - Interim Measure Not Evaluated
If traffic signals are justified, stop signs can be installed as an interim measure.

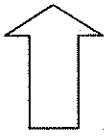
Criteria B - Crash Experience Not Evaluated

Criteria C - Minimum Volumes and Delays Not Satisfied
Delay data not evaluated
Required volumes reached for 0 hours, 8 are needed

Criteria D - 80% of Volumes, Delays, and Crashes Not Evaluated
Delay data not evaluated
Number of crashes (-1) is less than the minimum required (4).
Required volumes reached for 8 hours, 8 are needed

Analysis of 8-Hour Volume Warrants:

Time	Major		Crit C			Crit D		
	Total	Minor Total	Major	Minor Crit	Meets?	Major Crit	Minor Crit	Meets?
00:00 - 01:00	0	0	210-No	140-No	No	240-No	160-No	No
01:00 - 02:00	0	0	210-No	140-No	No	240-No	160-No	No
02:00 - 03:00	0	0	210-No	140-No	No	240-No	160-No	No
03:00 - 04:00	0	0	210-No	140-No	No	240-No	160-No	No
04:00 - 05:00	0	0	210-No	140-No	No	240-No	160-No	No
05:00 - 06:00	0	0	210-No	140-No	No	240-No	160-No	No
06:00 - 07:00	283	11	210-Yes	140-No	Major	240-Yes	160-No	Major
07:00 - 08:00	453	23	210-Yes	140-No	Major	240-Yes	160-No	Major
08:00 - 09:00	363	32	210-Yes	140-No	Major	240-Yes	160-No	Major
09:00 - 10:00	273	37	210-Yes	140-No	Major	240-Yes	160-No	Major
10:00 - 11:00	309	29	210-Yes	140-No	Major	240-Yes	160-No	Major
11:00 - 12:00	324	53	210-Yes	140-No	Major	240-Yes	160-No	Major
12:00 - 13:00	342	51	210-Yes	140-No	Major	240-Yes	160-No	Major
13:00 - 14:00	353	36	210-Yes	140-No	Major	240-Yes	160-No	Major
14:00 - 15:00	326	23	210-Yes	140-No	Major	240-Yes	160-No	Major
15:00 - 16:00	486	55	210-Yes	140-No	Major	240-Yes	160-No	Major
16:00 - 17:00	659	53	210-Yes	140-No	Major	240-Yes	160-No	Major
17:00 - 18:00	658	47	210-Yes	140-No	Major	240-Yes	160-No	Major
18:00 - 19:00	547	34	210-Yes	140-No	Major	240-Yes	160-No	Major
19:00 - 20:00	293	21	210-Yes	140-No	Major	240-Yes	160-No	Major
20:00 - 21:00	314	20	210-Yes	140-No	Major	240-Yes	160-No	Major
21:00 - 22:00	255	8	210-Yes	140-No	Major	240-Yes	160-No	Major
22:00 - 23:00	0	0	210-No	140-No	No	240-No	160-No	No
23:00 - 00:00	0	0	210-No	140-No	No	240-No	160-No	No



COUNT LOCATION:

CSAH 116 (Bunker Lk. Blvd.)

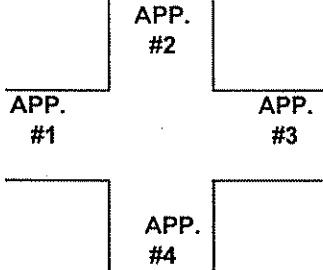
DATE:

07/20/2006

@ Aberdeen St.

NORTH

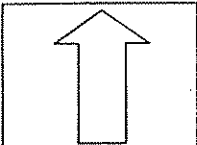
APP.#1= CSAH 116
APP.#2= Aberdeen St.
APP.#3= CSAH 116
APP.#4= Driveway



- HEAVY VEHICLE- ANY VEHICLE HAVING MORE THAN FOUR TIRES TOUCHING THE PAVEMENT
- A. TRUCKS- A HEAVY VEHICLE INVOLVED PRIMARILY IN THE TRANSPORT OF GOODS OR IN THE DELIVERY OF A SERVICE.
 - B. RV- A HEAVY VEHICLE OPERATED BY A PRIVATE MOTORIST AND INVOLVED IN THE TRANSPORT OF RECREATIONAL EQUIPMENT OR FACILITIES.
 - C. BUSES- A HEAVY VEHICLE INVOLVED IN THE TRANSPORTATION OF GROUPS OF PEOPLE.

TIME	PEDESTRIANS					HEAVY VEHICLES		
	APP. #1	APP. #2	APP. #3	APP. #4	15 MIN TOT	TRUCKS	RV	BUS
6:00-6:15AM						5		
6:15-6:30						4		
6:30-6:45						9		1
6:45-7:00						8		1
HOURLY TOTAL						HOURLY TOTAL		28
7:00-7:15				1	1	4		1
7:15-7:30						9		2
7:30-7:45						11		2
7:45-8:00						7		
HOURLY TOTAL					1	HOURLY TOTAL		36
8:00-8:15						11		
8:15-8:30						6		1
8:30-8:45						4		
8:45-9:00						5		
HOURLY TOTAL						HOURLY TOTAL		27
9:00-9:15						5		
9:15-9:30						10		
9:30-9:45						10		
9:45-10:00						8		
HOURLY TOTAL						HOURLY TOTAL		33
10:00-10:15						13		
10:15-10:30						11		
10:30-10:45						12		
10:45-11:00						13		
HOURLY TOTAL						HOURLY TOTAL		49
11:00-11:15						12		2
11:15-11:30						13		2
11:30-11:45						10		1
11:45-12:00						8		
HOURLY TOTAL						HOURLY TOTAL		24
12:00-12:15						13		
12:15-12:30						8	1	
12:30-12:45						12		3
12:45-1:00						11		
HOURLY TOTAL						HOURLY TOTAL		48
1:00-1:15						14		
1:15-1:30						3	1	
1:30-1:45						9		
1:45-2:00						8		
HOURLY TOTAL						HOURLY TOTAL		35
TOTAL					1	TOTAL		256

1
2
3
4
5
6
7
8
9
10
11
12
13
14
15
16
17
18
19
20
21
22
23
24
25
26
27
28
29
30
31
32



COUNT LOCATION:

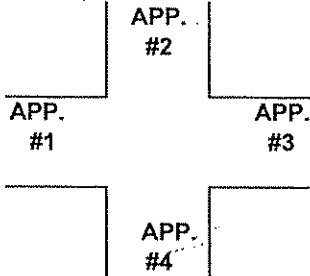
CSAH 116 (Bunker Lk. Blvd.)

DATE:

07/19/2006

@ Aberdeen St.

NORTH
APP.#1= CSAH 116
APP.#2= Aberdeen St.
APP.#3= CSAH 116
APP.#4= Driveway



- HEAVY VEHICLE- ANY VEHICLE HAVING MORE THAN FOUR TIRES TOUCHING THE PAVEMENT
- A. TRUCKS- A HEAVY VEHICLE INVOLVED PRIMARILY IN THE TRANSPORT OF GOODS OR IN THE DELIVERY OF A SERVICE.
 - B. RV- A HEAVY VEHICLE OPERATED BY A PRIVATE MOTORIST AND INVOLVED IN THE TRANSPORT OF RECREATIONAL EQUIPMENT OR FACILITIES.
 - C. BUSES- A HEAVY VEHICLE INVOLVED IN THE TRANSPORTATION OF GROUPS OF PEOPLE.

TIME	PEDESTRIANS					HEAVY VEHICLES			
	APP. #1	APP. #2	APP. #3	APP. #4	15 MIN TOT	TRUCKS	RV	BUS	
2:00-2:15PM						13			
2:15-2:30						3		1	
2:30-2:45						6		1	
2:45-3:00						9			
HOURLY TOTAL						HOURLY TOTAL		33	
3:00-3:15						10			
3:15-3:30						9			
3:30-3:45						8			
3:45-4:00						8			
HOURLY TOTAL						HOURLY TOTAL		35	
4:00-4:15						12			
4:15-4:30						11			
4:30-4:45						11			
4:45-5:00						2			
HOURLY TOTAL						HOURLY TOTAL		36	
5:00-5:15						4			
5:15-5:30						2			
5:30-5:45						2			
5:45-6:00						4			
HOURLY TOTAL						HOURLY TOTAL		12	
6:00-6:15						5			
6:15-6:30									
6:30-6:45						4			
6:45-7:00						2			
HOURLY TOTAL						HOURLY TOTAL		11	
7:00-7:15						2			
7:15-7:30									
7:30-7:45						2			
7:45-8:00						1			
HOURLY TOTAL						HOURLY TOTAL		5	
8:00-8:15						1			
8:15-8:30									
8:30-8:45									
8:45-9:00						1			
HOURLY TOTAL						HOURLY TOTAL		2	
9:00-9:15									
9:15-9:30						2			
9:30-9:45									
9:45-10:00									
HOURLY TOTAL						HOURLY TOTAL		2	
	TOTAL						TOTAL		392

1
2
3
4
5
6
7
8
9
10
11
12
13
14
15
16
17
18
19
20
21
22
23
24
25
26
27
28
29
30
31
32