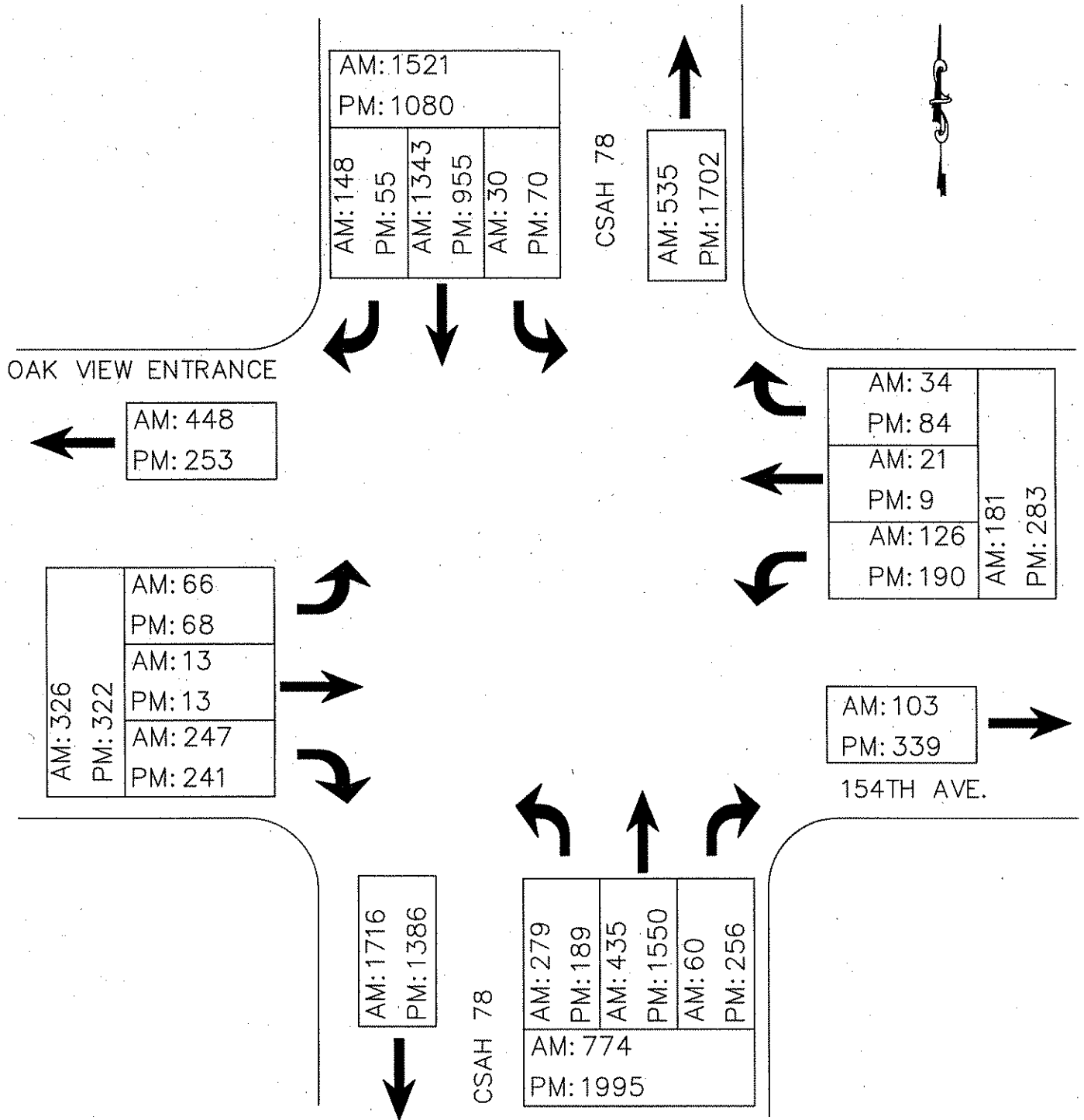


# ANOKA COUNTY HIGHWAY DEPARTMENT

## PEAK AM/PM TURNING MOVEMENT DIAGRAM

Location: C. S. A. H. 78 (HANSON BLVD.) @ 154TH AVE. / OAK VIEW ENT.



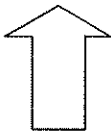
# Anoka County Highway Department Traffic Engineering Traffic Volume and Turning Movement Stud

File Name : TMC0622  
Site Code : 06380101  
Start Date : 10/30/2006  
Page No : 1

Weather: Warm and Clear  
Counter: DB-400  
Counted by: Josie/Terri

Groups Printed- Unshifted

Start Time	CSAH 78 Southbound					154th Ave. Westbound					CSAH 78 Northbound					School Entrance Eastbound					Exclu. Total	Inclu. Total	Int. Total		
	Left	Thru	Right	Heavy	App. Total	Left	Thru	Right	Heavy	App. Total	Left	Thru	Right	Heavy	App. Total	Left	Thru	Right	Heavy	App. Total					
Factor	1.0	1.0	1.0	1.0		1.0	1.0	1.0	1.0		1.0	1.0	1.0	1.0		1.0	1.0	1.0	1.0						
06:00	0	88	2	2	90	10	0	1	0	11	6	12	1	2	19	0	0	2	0	2	4	122	126		
06:15	1	105	0	0	106	13	1	1	0	15	3	11	1	1	15	0	0	0	0	0	1	136	137		
06:30	3	153	1	3	157	10	1	2	0	13	4	16	2	2	22	0	0	1	0	1	5	193	198		
06:45	1	121	4	5	128	14	1	1	1	16	17	29	5	5	51	0	0	5	0	5	11	198	209		
<b>Total</b>	<b>5</b>	<b>467</b>	<b>7</b>	<b>10</b>	<b>479</b>	<b>47</b>	<b>3</b>	<b>5</b>	<b>1</b>	<b>55</b>	<b>30</b>	<b>68</b>	<b>9</b>	<b>10</b>	<b>107</b>	<b>0</b>	<b>0</b>	<b>8</b>	<b>0</b>	<b>8</b>	<b>21</b>	<b>649</b>	<b>670</b>		
07:00	2	120	9	3	131	9	0	2	1	11	18	40	1	4	59	3	0	8	0	11	8	212	220		
07:15	4	124	16	3	144	13	1	1	0	15	23	26	2	1	51	5	1	26	0	32	4	242	246		
07:30	4	118	10	3	132	13	1	3	1	17	20	36	7	3	63	3	1	17	0	21	7	233	240		
07:45	2	86	44	2	132	4	5	3	0	12	73	39	7	3	119	16	3	45	0	64	5	327	332		
<b>Total</b>	<b>12</b>	<b>448</b>	<b>79</b>	<b>11</b>	<b>539</b>	<b>39</b>	<b>7</b>	<b>9</b>	<b>2</b>	<b>55</b>	<b>134</b>	<b>141</b>	<b>17</b>	<b>11</b>	<b>292</b>	<b>27</b>	<b>5</b>	<b>96</b>	<b>0</b>	<b>128</b>	<b>24</b>	<b>1014</b>	<b>1038</b>		
08:00	3	99	51	26	153	9	8	1	0	18	79	37	9	11	125	28	4	102	0	134	37	430	467		
08:15	1	64	8	6	73	8	3	2	0	13	9	45	2	6	56	5	4	31	1	40	13	182	195		
08:30	1	8	0	0	9	6	0	6	0	12	9	28	5	1	42	1	0	2	0	3	1	66	67		
08:45	1	67	2	3	70	7	0	3	0	10	5	40	4	2	49	1	0	2	0	3	5	132	137		
<b>Total</b>	<b>6</b>	<b>238</b>	<b>61</b>	<b>35</b>	<b>305</b>	<b>30</b>	<b>11</b>	<b>12</b>	<b>0</b>	<b>53</b>	<b>102</b>	<b>150</b>	<b>20</b>	<b>20</b>	<b>272</b>	<b>35</b>	<b>8</b>	<b>137</b>	<b>1</b>	<b>180</b>	<b>56</b>	<b>810</b>	<b>866</b>		
09:00	3	90	1	2	94	4	0	4	1	8	10	35	6	5	51	2	0	2	0	4	8	157	165		
09:15	4	100	0	17	104	6	0	4	1	10	3	41	8	6	52	2	0	4	1	6	25	172	197		
***break																									
<b>Total</b>	<b>7</b>	<b>190</b>	<b>1</b>	<b>19</b>	<b>198</b>	<b>10</b>	<b>0</b>	<b>8</b>	<b>2</b>	<b>18</b>	<b>13</b>	<b>76</b>	<b>14</b>	<b>11</b>	<b>103</b>	<b>4</b>	<b>0</b>	<b>6</b>	<b>1</b>	<b>10</b>	<b>33</b>	<b>329</b>	<b>362</b>		
***break																									
14:30	1	52	1	2	54	3	0	4	0	7	4	80	13	5	97	1	0	2	0	3	7	161	168		
14:45	2	57	12	4	71	12	2	6	1	20	31	100	19	10	150	0	0	5	0	5	15	246	261		
<b>Total</b>	<b>3</b>	<b>109</b>	<b>13</b>	<b>6</b>	<b>125</b>	<b>15</b>	<b>2</b>	<b>10</b>	<b>1</b>	<b>27</b>	<b>35</b>	<b>180</b>	<b>32</b>	<b>15</b>	<b>247</b>	<b>1</b>	<b>0</b>	<b>7</b>	<b>0</b>	<b>8</b>	<b>22</b>	<b>407</b>	<b>429</b>		
15:00	5	54	12	18	71	20	3	3	1	26	34	73	16	2	123	21	1	47	0	69	21	289	310		
15:15	9	75	4	19	88	8	0	5	1	13	14	92	9	4	115	14	3	61	0	78	24	294	318		
15:30	3	47	0	1	50	15	0	2	0	17	4	97	8	6	109	2	1	22	1	25	8	201	209		
15:45	2	76	0	3	78	11	1	2	1	14	4	122	25	5	151	8	0	22	4	30	13	273	286		
<b>Total</b>	<b>19</b>	<b>252</b>	<b>16</b>	<b>41</b>	<b>287</b>	<b>54</b>	<b>4</b>	<b>12</b>	<b>3</b>	<b>70</b>	<b>56</b>	<b>384</b>	<b>58</b>	<b>17</b>	<b>498</b>	<b>45</b>	<b>5</b>	<b>152</b>	<b>5</b>	<b>202</b>	<b>66</b>	<b>1057</b>	<b>1123</b>		
16:00	4	56	2	3	62	13	0	5	0	18	3	125	16	4	144	1	0	10	0	11	7	235	242		
16:15	5	83	0	4	88	6	0	3	1	9	8	105	12	5	125	0	0	9	0	9	10	231	241		
16:30	5	70	1	4	76	14	0	5	0	19	14	118	21	0	153	0	0	4	0	4	4	252	256		
16:45	4	80	5	2	89	11	0	5	1	16	15	134	25	2	174	3	0	4	0	7	5	286	291		
<b>Total</b>	<b>18</b>	<b>289</b>	<b>8</b>	<b>13</b>	<b>315</b>	<b>44</b>	<b>0</b>	<b>18</b>	<b>2</b>	<b>62</b>	<b>40</b>	<b>482</b>	<b>74</b>	<b>11</b>	<b>596</b>	<b>4</b>	<b>0</b>	<b>27</b>	<b>0</b>	<b>31</b>	<b>26</b>	<b>1004</b>	<b>1030</b>		
17:00	8	74	9	3	91	25	1	10	0	36	26	121	28	0	175	10	6	33	0	49	3	351	354		
17:15	8	92	4	3	104	11	1	7	0	19	15	132	18	2	165	5	1	16	2	22	7	310	317		
17:30	12	67	1	0	80	27	1	16	0	44	2	130	25	3	157	1	0	4	0	5	3	286	289		
17:45	2	72	4	1	78	14	0	11	0	25	15	121	21	1	157	2	1	2	0	5	2	265	267		
<b>Total</b>	<b>30</b>	<b>305</b>	<b>18</b>	<b>7</b>	<b>353</b>	<b>77</b>	<b>3</b>	<b>44</b>	<b>0</b>	<b>124</b>	<b>58</b>	<b>504</b>	<b>92</b>	<b>6</b>	<b>654</b>	<b>18</b>	<b>8</b>	<b>55</b>	<b>2</b>	<b>81</b>	<b>15</b>	<b>1212</b>	<b>1227</b>		
<b>Grand Total</b>	<b>100</b>	<b>229</b>	<b>8</b>	<b>203</b>	<b>142</b>	<b>2601</b>	<b>316</b>	<b>30</b>	<b>118</b>	<b>11</b>	<b>464</b>	<b>468</b>	<b>198</b>	<b>5</b>	<b>316</b>	<b>101</b>	<b>2769</b>	<b>134</b>	<b>26</b>	<b>488</b>	<b>9</b>	<b>648</b>	<b>263</b>	<b>6482</b>	<b>6745</b>
<b>Apprch %</b>	<b>3.8</b>	<b>88.4</b>	<b>7.8</b>			<b>68.1</b>	<b>6.5</b>	<b>25.4</b>			<b>16.9</b>	<b>71.7</b>	<b>11.4</b>			<b>20.7</b>	<b>4.0</b>	<b>75.3</b>							
<b>Total %</b>	<b>1.5</b>	<b>35.5</b>	<b>3.1</b>		<b>40.1</b>	<b>4.9</b>	<b>0.5</b>	<b>1.8</b>		<b>7.2</b>	<b>7.2</b>	<b>30.6</b>	<b>4.9</b>		<b>42.7</b>	<b>2.1</b>	<b>0.4</b>	<b>7.5</b>		<b>10.0</b>	<b>3.9</b>	<b>96.1</b>			



**NORTH**

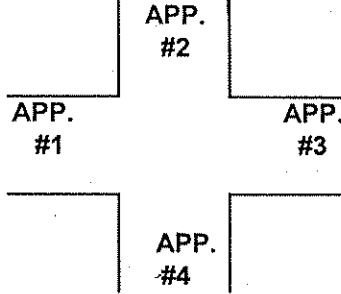
**COUNT LOCATION:**

CSAH 78 (Hanson Blvd.) @  
154th Ave./Oak View School Entrance

**DATE:**

10/30/2006

APP. #1= School Entrance
APP. #2 = CSAH 78
APP. #3= 154th Ave.
APP. #4= CSAH 78



- HEAVY VEHICLE- ANY VEHICLE HAVING MORE THAN FOUR TIRES TOUCHING THE PAVEMENT
- A. TRUCKS- A HEAVY VEHICLE INVOLVED PRIMARILY IN THE TRANSPORT OF GOODS OR IN THE DELIVERY OF A SERVICE.
  - B. RV- A HEAVY VEHICLE OPERATED BY A PRIVATE MOTORIST AND INVOLVED IN THE TRANSPORT OF RECREATIONAL EQUIPMENT OR FACILITIES.
  - C. BUSES- A HEAVY VEHICLE INVOLVED IN THE TRANSPORTATION OF GROUPS OF PEOPLE.

TIME	PEDESTRIANS					HEAVY VEHICLES		
	APP. #1	APP. #2	APP. #3	APP. #4	15 MIN TOT	TRUCKS	RV	BUS
6:00-6:15AM						3		1
6:15-6:30								1
6:30-6:45	1			1	2	3		2
6:45-7:00						7		4
<b>HOURLY TOTAL</b>					<b>2</b>	<b>HOURLY TOTAL</b>		<b>21</b>
7:00-7:15						5		3
7:15-7:30		1			1			2
7:30-7:45			1	1	2	6		2
7:45-8:00			3	20	23	2		3
<b>HOURLY TOTAL</b>					<b>26</b>	<b>HOURLY TOTAL</b>		<b>23</b>
8:00-8:15				6	6	11		23
8:15-8:30						7		6
8:30-8:45						3		2
8:45-9:00						5		1
<b>HOURLY TOTAL</b>					<b>6</b>	<b>HOURLY TOTAL</b>		<b>58</b>
9:00-9:15	1				1	4		4
9:15-9:30						6		18
<b>HOURLY TOTAL</b>					<b>1</b>	<b>HOURLY TOTAL</b>		<b>32</b>
				<b>TOTAL</b>	<b>35</b>		<b>TOTAL</b>	<b>134</b>

2:30-2:45PM			2	1	3	2		5
2:45-3:00				1	1	8		7
<b>HOURLY TOTAL</b>					<b>4</b>	<b>HOURLY TOTAL</b>		<b>22</b>
3:00-3:15			2	46	48	3		17
3:15-3:30	4		2		6	7		16
3:30-3:45	1		2	1	4	3		5
3:45-4:00				2	2	2		11
<b>HOURLY TOTAL</b>					<b>60</b>	<b>HOURLY TOTAL</b>		<b>64</b>
4:00-4:15	1		1	1	3	3		4
4:15-4:30	1		1	2	4	6		3
4:30-4:45			1	3	4			4
4:45-5:00	1				1	3		2
<b>HOURLY TOTAL</b>					<b>12</b>	<b>HOURLY TOTAL</b>		<b>25</b>
5:00-5:15	1		3	1	5	3		
5:15-5:30			1	2	3	3		4
5:30-5:45				2	2	3		
5:45-6:00						2		
<b>HOURLY TOTAL</b>					<b>10</b>	<b>HOURLY TOTAL</b>		<b>15</b>
				<b>TOTAL</b>	<b>86</b>		<b>TOTAL</b>	<b>126</b>