


Date : 7/26/06

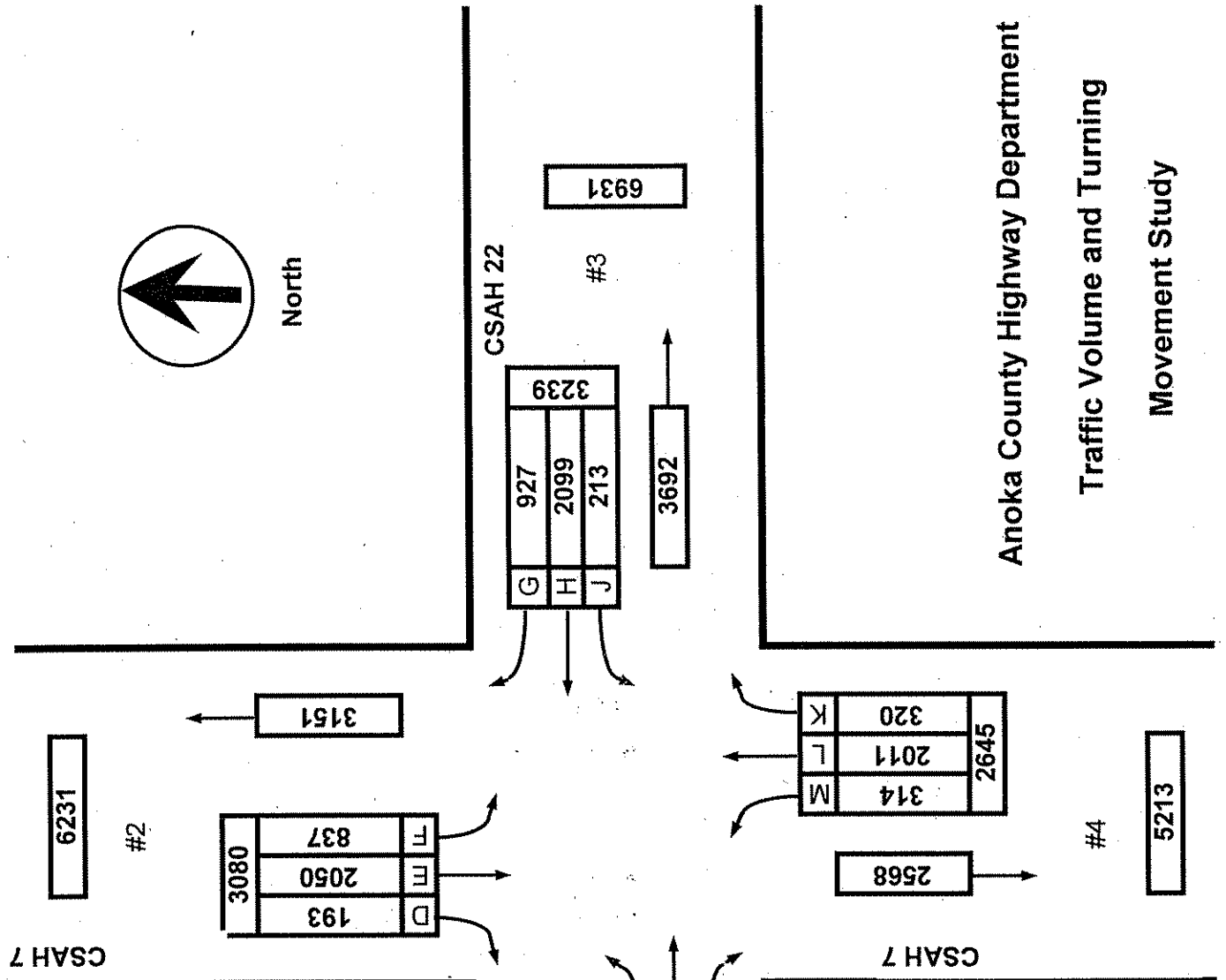
Count Number : TMC0624

Location : CSAH 22 (Viking Blvd.)

@ CSAH 7 (Rum River Blvd.)



North



	LANES OF APPROACH			TOTAL
	RIGHT TURN LANE	LEFT TURN LANE	THRU LANES	
#1	0	0	1	1
#2	1	0	1	2
#3	1	0	1	2
#4	1	0	1	2

Anoka County Highway Department
Traffic Volume and Turning
Movement Study

Anoka County Highway Department
 Traffic Engineering
 Traffic Volume and Turning Movement Stud

File Name : TMC0624
 Site Code : 06240101
 Start Date : 07/26/2006
 Page No : 1

Weather: SUNNY AND HOT
 Counter: DB-400
 Counted by: Jordan/Tom

Groups Printed- 1 - Unshifted

Start Time	CSAH 7 Southbound					CSAH 22 Westbound					CSAH 7 Northbound					CSAH 22 Eastbound					Exclu. Total	Inclu. Total	Int. Total
	Left	Thru	Right	Heavy	App. Total	Left	Thru	Right	Heavy	App. Total	Left	Thru	Right	Heavy	App. Total	Left	Thru	Right	Heavy	App. Total			
06:00	16	94	5	5	115	9	30	2	3	41	3	3	0	0	6	0	24	13	2	37	10	199	209
06:15	17	111	8	6	136	1	56	3	5	60	0	3	3	0	6	1	55	13	4	69	15	271	286
06:30	22	105	3	5	130	7	62	4	7	73	1	8	2	0	11	0	42	26	2	68	14	282	296
06:45	28	107	1	2	136	1	48	6	6	55	1	5	0	1	6	3	47	9	5	59	14	256	270
Total	83	417	17	18	517	18	196	15	21	229	5	19	5	1	29	4	168	61	13	233	53	1008	1061
07:00	21	81	4	2	106	1	38	8	4	47	0	13	1	3	14	4	32	7	8	43	17	210	227
07:15	32	89	6	4	127	3	44	5	3	52	1	11	6	0	18	1	40	14	6	55	13	252	265
07:30	27	86	4	0	117	4	38	3	8	45	0	6	2	0	8	1	40	10	4	51	12	221	233
07:45	21	54	4	4	79	5	70	8	9	83	3	12	5	2	20	3	52	6	8	61	23	243	266
Total	101	310	18	10	429	13	190	24	24	227	4	42	14	5	60	9	164	37	26	210	65	926	991
08:00	19	50	3	1	72	5	39	10	9	54	3	10	3	2	16	2	43	5	7	50	19	192	211
08:15	18	43	3	4	64	5	35	6	5	46	3	11	5	3	19	1	44	5	5	50	17	179	196
08:30	14	53	0	1	67	1	31	5	7	37	4	13	5	2	22	0	34	7	8	41	18	167	185
08:45	10	47	4	4	61	1	25	9	3	35	1	16	1	1	18	2	32	2	4	36	12	150	162
Total	61	193	10	10	264	12	130	30	24	172	11	50	14	8	75	5	153	19	24	177	66	688	754
09:00	8	39	5	2	52	2	15	4	4	21	0	3	2	0	5	2	22	6	4	30	10	108	118
09:15	9	43	0	1	52	7	28	9	4	44	2	9	2	0	13	0	33	5	3	38	8	147	155
09:30	18	44	4	3	66	3	19	8	7	30	1	4	5	1	10	1	39	8	13	48	24	154	178
09:45	5	36	6	0	47	1	29	18	5	48	1	11	5	1	17	1	35	5	8	41	14	153	167
Total	40	162	15	6	217	13	91	39	20	143	4	27	14	2	45	4	129	24	28	157	56	562	618
10:00	13	26	0	1	39	1	35	8	6	44	3	9	2	2	14	1	32	7	7	40	16	137	153
10:15	12	22	4	1	38	1	35	5	2	41	3	15	3	1	21	3	33	4	6	40	10	140	150
10:30	11	36	1	3	48	3	40	7	5	50	6	25	5	3	36	5	22	4	2	31	13	165	178
10:45	14	28	4	2	46	3	30	12	6	45	1	10	2	0	13	0	30	1	6	31	14	135	149
Total	50	112	9	7	171	8	140	32	19	180	13	59	12	6	84	9	117	16	21	142	53	577	630
11:00	13	29	2	2	44	1	21	11	5	33	4	10	5	1	19	4	23	1	1	28	9	124	133
11:15	10	19	2	2	31	1	17	8	3	26	1	1	2	0	4	3	36	4	3	43	8	104	112
11:30	6	18	2	0	26	0	18	9	2	27	1	12	1	0	14	4	24	4	1	32	3	99	102
11:45	12	25	3	0	40	2	25	6	3	33	2	12	4	2	18	3	38	3	5	44	10	135	145
Total	41	91	9	4	141	4	81	34	13	119	8	35	12	3	55	14	121	12	10	147	30	462	492
12:00	12	20	3	4	35	3	36	14	6	53	4	15	5	1	24	3	28	5	5	36	16	148	164
12:15	13	27	3	1	43	5	25	16	2	46	4	15	5	0	24	2	38	3	6	43	9	156	165
12:30	11	16	7	2	34	6	35	17	6	58	2	16	3	0	21	2	32	4	6	38	14	151	165
12:45	12	17	4	2	33	1	39	13	2	53	1	18	5	3	24	2	28	3	6	33	13	143	156
Total	48	80	17	9	145	15	135	60	16	210	11	64	18	4	93	9	126	15	23	150	52	598	650
13:00	8	16	0	2	24	3	27	20	3	50	1	20	4	0	25	2	28	3	7	33	12	132	144
13:15	13	14	0	2	27	4	30	10	6	44	7	23	3	3	33	4	30	2	4	36	15	140	155
13:30	10	27	4	1	41	1	46	13	3	60	4	22	10	0	36	1	36	2	4	39	8	176	184
13:45	11	26	1	3	38	0	35	18	2	53	4	27	5	3	36	2	40	3	5	45	13	172	185
Total	42	83	5	8	130	8	138	61	14	207	16	92	22	6	130	9	134	10	20	153	48	620	668
14:00	12	19	2	2	33	2	29	14	7	45	3	12	2	1	17	6	38	5	10	49	20	144	164
14:15	10	22	2	1	34	2	36	13	5	51	8	19	1	2	28	2	31	4	5	37	13	150	163
14:30	8	26	1	2	35	4	42	13	3	59	1	22	4	0	27	3	30	3	0	36	5	157	162
14:45	7	34	9	1	50	6	48	20	5	74	6	54	4	1	64	7	43	3	5	53	12	241	253
Total	37	101	14	6	152	14	155	60	20	229	18	107	11	4	136	18	142	15	20	175	50	692	742
15:00	5	20	5	2	30	4	39	12	6	55	4	39	2	1	45	3	49	3	5	55	14	185	199
15:15	7	19	2	2	28	3	36	20	3	59	9	56	7	2	72	6	39	4	8	49	15	208	223
15:30	14	18	1	1	33	2	40	20	6	62	12	99	13	2	124	6	77	1	9	84	18	303	321
15:45	17	21	5	1	43	2	47	21	7	70	6	102	8	5	116	7	60	4	5	71	18	300	318
Total	43	78	13	6	134	11	162	73	22	246	31	296	30	10	357	22	225	12	27	259	65	996	1061
16:00	13	22	1	1	36	3	21	18	4	42	6	75	8	5	89	4	55	8	2	67	12	234	246
16:15	12	22	5	0	39	4	36	26	4	66	10	91	7	0	108	7	63	5	5	75	9	288	297
16:30	8	15	1	1	24	5	51	29	2	85	14	87	12	5	113	5	60	3	1	68	9	290	299
16:45	22	23	4	0	49	6	28	25	4	59	12	79	8	3	99	7	61	5	4	73	11	280	291
Total	55	82	11	2	148	18	136	98	14	252	42	332	35	13	409	23	239	21	12	283	41	1092	1133
17:00	15	11	3	0	29	4	19	19	4	42	2	35	6	0	43	6	65	5	2	76	6	190	196
17:15	8	21	1	0	30	3	37	30	8	70	10	73	8	1	91	8	63	5	4	76	13	267	280
17:30	12	22	2	0	36	3	34	26	5	63	8	70	8	3	86	6	72	3	8	81	16	266	282
17:45	16	19	3	1	38	4	44	34	5	82	9	68	6	1	83	5	85	2	6	92	13	295	308
Total	51	73	9	1	133	14	134	109	22	257	29	246	28	5	303	25	286	15	20	325	48	1018	1066
18:00	17	25	5	1	47	5	25	15	0	45	15	69	16	3	100	2	53	9	3	64	7	256	263
18:15	11	16	4	0	31	5	31	28	5	64	10	80	6	0	96	5	48	3	4	56	9	247	256
18:30	21	33	3	2	57	5	40	19	3	64	16	63	7	2	86	6	45	6	1	57	8	264	272
18:45	10	21	2	1	33	2	26	19	4	47	13	58	9	0	80	4	45	4	4	53	9	213	222
Total	59	95	14	4	168	17	122	81	12	220	54	270	38	5	362	17	191	22	12	230	33	980	1013

Anoka County Highway Department
 Traffic Engineering
 Traffic Volume and Turning Movement Stud

File Name : TMC0624
 Site Code : 06240101
 Start Date : 07/26/2006
 Page No : 2

Weather: SUNNY AND HOT
 Counter: DB-400
 Counted by: Jordan/Tom

Groups Printed- 1 - Unshifted

Start Time	CSAH 7 Southbound					CSAH 22 Westbound					CSAH 7 Northbound					CSAH 22 Eastbound					Exclu. Total	Inclu. Total	Int. Total
	Left	Thru	Right	Heavy	App. Total	Left	Thru	Right	Heavy	App. Total	Left	Thru	Right	Heavy	App. Total	Left	Thru	Right	Heavy	App. Total			
Factor	1.0	1.0	1.0	1.0		1.0	1.0	1.0	1.0		1.0	1.0	1.0	1.0		1.0	1.0	1.0	1.0				
19:00	17	12	8	0	37	7	30	26	5	63	4	50	7	2	61	4	42	1	1	47	8	208	216
19:15	11	15	4	0	30	4	25	20	4	49	9	42	9	0	60	3	34	3	2	40	6	179	185
19:30	10	18	5	2	33	2	34	23	4	59	5	34	7	1	46	4	38	2	2	44	9	182	191
19:45	15	15	0	1	30	9	31	17	2	57	5	36	9	1	50	2	23	3	1	28	5	165	170
Total	53	60	17	3	130	22	120	86	15	228	23	162	32	4	217	13	137	9	6	159	28	734	762
20:00	10	18	2	1	30	2	12	18	0	32	3	32	8	1	43	2	28	1	2	31	4	136	140
20:15	10	11	0	0	21	3	19	12	2	34	7	26	4	3	37	3	17	1	0	21	5	113	118
20:30	12	14	3	0	29	4	27	18	1	49	6	34	7	3	47	7	31	3	0	41	4	166	170
20:45	7	8	1	1	16	1	22	21	1	44	6	32	3	1	41	1	25	1	0	27	3	128	131
Total	39	51	6	2	96	10	80	69	4	159	22	124	22	8	168	13	101	6	2	120	16	543	559
21:00	9	13	3	0	25	3	20	10	0	33	10	16	2	1	28	3	27	0	3	30	4	116	120
21:15	7	14	2	1	23	4	22	11	0	37	4	23	0	2	27	8	34	4	0	46	3	133	136
21:30	7	14	1	0	22	6	33	25	1	64	5	27	7	0	39	4	23	3	0	30	1	155	156
21:45	11	21	3	0	35	3	14	10	1	27	4	20	4	0	28	4	19	4	1	27	2	117	119
Total	34	62	9	1	105	16	89	56	2	161	23	86	13	3	122	19	103	11	4	133	10	521	531
Grand Total	837	2050	193	97	3080	213	2099	927	262	3239	314	2011	320	87	2645	213	2535	305	268	3053	714	12017	12731
Apprch %	27.2	66.6	6.3			6.6	64.8	28.6			11.9	76.0	12.1			7.0	83.0	10.0					
Total %	7.0	17.1	1.8		25.6	1.8	17.5	7.7		27.0	2.6	16.7	2.7		22.0	1.8	21.1	2.5		25.4	5.6	94.4	

**ANOKA COUNTY HIGHWAY
PC-WARRANTS
TRAFFIC SIGNAL WARRANT ANALYSIS**

Study Name : **TMC0624**
Study Date : **07/28/06**
Page No. : **1**

Signal Warrants - Summary

Major Street Approaches

Eastbound: CSAH 22
Number of Lanes: 1
Approach Speed: 55
Total Approach Volume: **3,053**

Westbound: CSAH 22
Number of Lanes: 2
Approach Speed: 55
Total Approach Volume: **3,239**

Minor Street Approaches

Northbound: CSAH 7
Number of Lanes: 2

Total Approach Volume: **2,645**

Southbound: CSAH 7
Number of Lanes: 2

Total Approach Volume: **3,080**

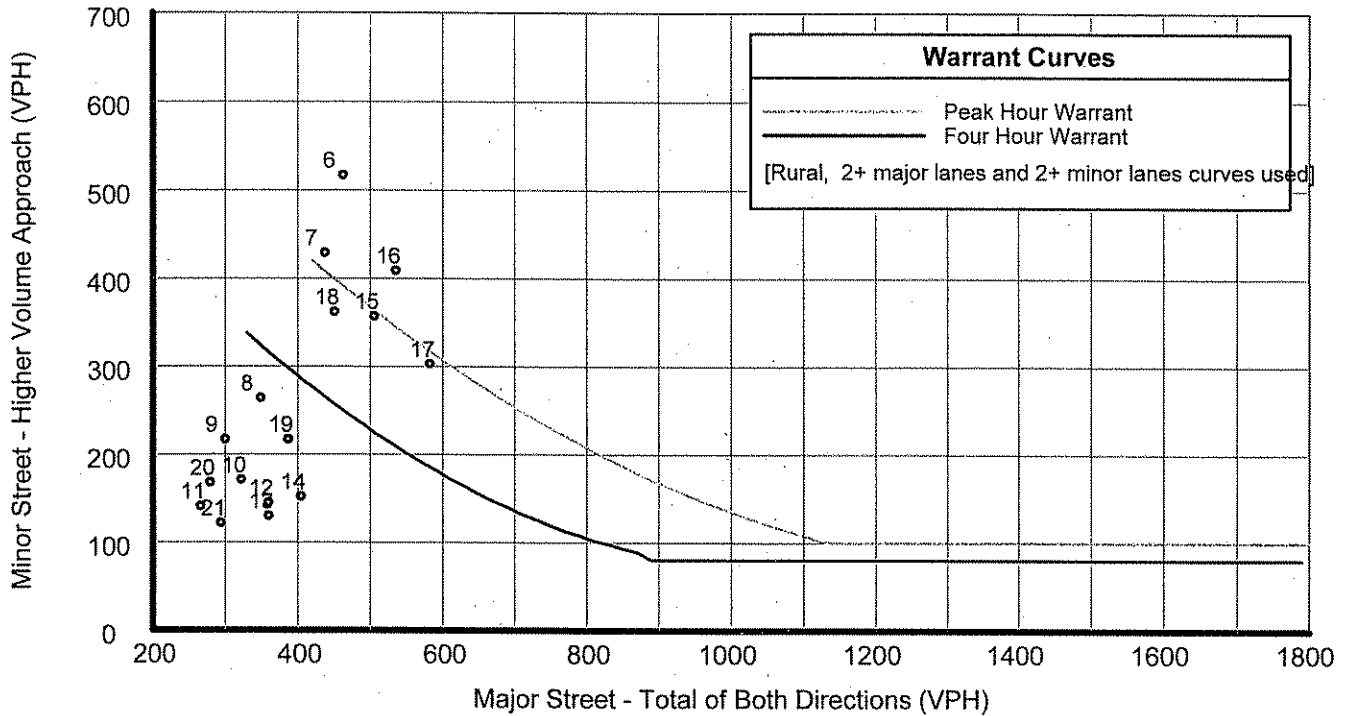
Warrant Summary (Rural values apply.)

Warrant 1 - Eight Hour Vehicular Volumes	Not Satisfied
Warrant 1A - Minimum Vehicular Volume	Not Satisfied
Required volumes reached for 6 hours, 8 are needed	
Warrant 1B - Interruption of Continuous Traffic	Not Satisfied
Required volumes reached for 0 hours, 8 are needed	
Warrant 1 A&B - Combination of Warrants	Not Satisfied
Required volumes reached for 3 hours, 8 are needed	
Warrant 2 - Four Hour Volumes	Satisfied
Number of hours (6) volumes exceed minimum >= minimum required (4).	
Warrant 3 - Peak Hour	Satisfied
Warrant 3A - Peak Hour Delay	Satisfied
Number of hours (16) volumes exceed minimum >= required (1). Delay data not evaluated.	
Warrant 3B - Peak Hour Volumes	Satisfied
Volumes exceed minimums for at least one hour.	
Warrant 4 - Pedestrian Volumes	Not Evaluated
Warrant 5 - School Crossing	Not Evaluated
Warrant 6 - Coordinated Signal System	Not Evaluated
Warrant 7 - Crash Experience	Not Evaluated
Warrant 8 - Roadway Network	Not Evaluated

ANOKA COUNTY HIGHWAY PC-WARRANTS TRAFFIC SIGNAL WARRANT ANALYSIS

Study Name : TMC0624
Study Date : 07/28/06
Page No. : 2

Signal Warrants - Summary



Analysis of 8-Hour Volume Warrants:

Hour Begin	Major Total	Higher Minor		War-1A			War-1B			War-1A&B		
		Vol	Dir	Major Crit	Minor Crit	Meets?	Major Crit	Minor Crit	Meets?	Major Crit	Minor Crit	Meets?
00:00	0	0	NB	420-No	140-No	---	630-No	70-No	---	504-No	112-No	---
01:00	0	0	NB	420-No	140-No	---	630-No	70-No	---	504-No	112-No	---
02:00	0	0	NB	420-No	140-No	---	630-No	70-No	---	504-No	112-No	---
03:00	0	0	NB	420-No	140-No	---	630-No	70-No	---	504-No	112-No	---
04:00	0	0	NB	420-No	140-No	---	630-No	70-No	---	504-No	112-No	---
05:00	0	0	NB	420-No	140-No	---	630-No	70-No	---	504-No	112-No	---
06:00	462	517	SB	420-Yes	140-Yes	Both	630-No	70-Yes	Minor	504-No	112-Yes	Minor
07:00	437	429	SB	420-Yes	140-Yes	Both	630-No	70-Yes	Minor	504-No	112-Yes	Minor
08:00	349	264	SB	420-No	140-Yes	Minor	630-No	70-Yes	Minor	504-No	112-Yes	Minor
09:00	300	217	SB	420-No	140-Yes	Minor	630-No	70-Yes	Minor	504-No	112-Yes	Minor
10:00	322	171	SB	420-No	140-Yes	Minor	630-No	70-Yes	Minor	504-No	112-Yes	Minor
11:00	266	141	SB	420-No	140-Yes	Minor	630-No	70-Yes	Minor	504-No	112-Yes	Minor
12:00	360	145	SB	420-No	140-Yes	Minor	630-No	70-Yes	Minor	504-No	112-Yes	Minor
13:00	360	130	NB	420-No	140-No	---	630-No	70-Yes	Minor	504-No	112-Yes	Minor
14:00	404	152	SB	420-No	140-Yes	Minor	630-No	70-Yes	Minor	504-No	112-Yes	Minor
15:00	505	357	NB	420-Yes	140-Yes	Both	630-No	70-Yes	Minor	504-Yes	112-Yes	Both
16:00	535	409	NB	420-Yes	140-Yes	Both	630-No	70-Yes	Minor	504-Yes	112-Yes	Both
17:00	582	303	NB	420-Yes	140-Yes	Both	630-No	70-Yes	Minor	504-Yes	112-Yes	Both
18:00	450	362	NB	420-Yes	140-Yes	Both	630-No	70-Yes	Minor	504-No	112-Yes	Minor
19:00	387	217	NB	420-No	140-Yes	Minor	630-No	70-Yes	Minor	504-No	112-Yes	Minor
20:00	279	168	NB	420-No	140-Yes	Minor	630-No	70-Yes	Minor	504-No	112-Yes	Minor
21:00	294	122	NB	420-No	140-No	---	630-No	70-Yes	Minor	504-No	112-Yes	Minor
22:00	0	0	NB	420-No	140-No	---	630-No	70-No	---	504-No	112-No	---
23:00	0	0	NB	420-No	140-No	---	630-No	70-No	---	504-No	112-No	---

**ANOKA COUNTY HIGHWAY
PC-WARRANTS
TRAFFIC SIGNAL WARRANT ANALYSIS**

Study Name : TMC0624
Study Date : 07/28/06
Page No. : 1

Multi-Way Stop Warrant Report

Major Street Approaches

Eastbound: CSAH 22
Total Approach Volume: 3,053
Approach Speed: 55

Westbound: CSAH 22
Total Approach Volume: 3,239
Approach Speed: 55

Minor Street Approaches

Northbound: CSAH 7
Total Approach Volume: 2,645

Southbound: CSAH 7
Total Approach Volume: 3,080

Warrant Summary

Criteria A - Interim Measure Not Evaluated
If traffic signals are justified, stop signs can be installed as an interim measure.

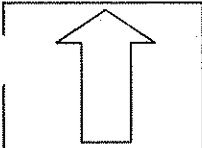
Criteria B - Crash Experience Not Evaluated

Criteria C - Minimum Volumes and Delays Satisfied
Delay data not evaluated
Required volumes reached for 16 hours, 8 are needed

Criteria D - 80% of Volumes, Delays, and Crashes Not Evaluated
Delay data not evaluated
Number of crashes (-1) is less than the minimum required (4).
Required volumes reached for 0 hours, 8 are needed

Analysis of 8-Hour Volume Warrants:

Time	Major Total	Minor Total	Crit C			Crit D		
			Major	Minor Crit	Meets?	Major Crit	Minor Crit	Meets?
00:00 - 01:00	0	0	210-No	140-No	No	240-No	160-No	No
01:00 - 02:00	0	0	210-No	140-No	No	240-No	160-No	No
02:00 - 03:00	0	0	210-No	140-No	No	240-No	160-No	No
03:00 - 04:00	0	0	210-No	140-No	No	240-No	160-No	No
04:00 - 05:00	0	0	210-No	140-No	No	240-No	160-No	No
05:00 - 06:00	0	0	210-No	140-No	No	240-No	160-No	No
06:00 - 07:00	462	546	210-Yes	140-Yes	Both	240-Yes	160-Yes	Both
07:00 - 08:00	437	489	210-Yes	140-Yes	Both	240-Yes	160-Yes	Both
08:00 - 09:00	349	339	210-Yes	140-Yes	Both	240-Yes	160-Yes	Both
09:00 - 10:00	300	262	210-Yes	140-Yes	Both	240-Yes	160-Yes	Both
10:00 - 11:00	322	255	210-Yes	140-Yes	Both	240-Yes	160-Yes	Both
11:00 - 12:00	266	196	210-Yes	140-Yes	Both	240-Yes	160-Yes	Both
12:00 - 13:00	360	238	210-Yes	140-Yes	Both	240-Yes	160-Yes	Both
13:00 - 14:00	360	260	210-Yes	140-Yes	Both	240-Yes	160-Yes	Both
14:00 - 15:00	404	288	210-Yes	140-Yes	Both	240-Yes	160-Yes	Both
15:00 - 16:00	505	491	210-Yes	140-Yes	Both	240-Yes	160-Yes	Both
16:00 - 17:00	535	557	210-Yes	140-Yes	Both	240-Yes	160-Yes	Both
17:00 - 18:00	582	436	210-Yes	140-Yes	Both	240-Yes	160-Yes	Both
18:00 - 19:00	450	530	210-Yes	140-Yes	Both	240-Yes	160-Yes	Both
19:00 - 20:00	387	347	210-Yes	140-Yes	Both	240-Yes	160-Yes	Both
20:00 - 21:00	279	264	210-Yes	140-Yes	Both	240-Yes	160-Yes	Both
21:00 - 22:00	294	227	210-Yes	140-Yes	Both	240-Yes	160-Yes	Both
22:00 - 23:00	0	0	210-No	140-No	No	240-No	160-No	No
23:00 - 00:00	0	0	210-No	140-No	No	240-No	160-No	No



COUNT LOCATION:

CSAH 22 (Viking Blvd.)

DATE:

07/27/2006

@ CSAH 7(Rum River Blvd.)

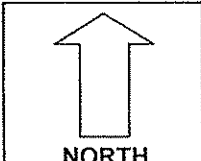
NORTH
APP.#1= CSAH 22
APP.#2= CSAH 7
APP.#3= CSAH 22
APP.#4= CSAH 7

APP. #2	APP. #3
APP. #1	APP. #4

- HEAVY VEHICLE- ANY VEHICLE HAVING MORE THAN FOUR TIRES TOUCHING THE PAVEMENT
- A. TRUCKS- A HEAVY VEHICLE INVOLVED PRIMARILY IN THE TRANSPORT OF GOODS OR IN THE DELIVERY OF A SERVICE.
 - B. RV- A HEAVY VEHICLE OPERATED BY A PRIVATE MOTORIST AND INVOLVED IN THE TRANSPORT OF RECREATIONAL EQUIPMENT OR FACILITIES.
 - C. BUSES- A HEAVY VEHICLE INVOLVED IN THE TRANSPORTATION OF GROUPS OF PEOPLE.

TIME	PEDESTRIANS					HEAVY VEHICLES		
	APP. #1	APP. #2	APP. #3	APP. #4	15 MIN TOT	TRUCKS	RV	BUS
2:00-2:15PM						20		
2:15-2:30						9		
2:30-2:45						5		
2:45-3:00						12		
HOURLY TOTAL						HOURLY TOTAL		46
3:00-3:15						13		
3:15-3:30						15		
3:30-3:45						18		
3:45-4:00						18		
HOURLY TOTAL						HOURLY TOTAL		64
4:00-4:15						11		
4:15-4:30						9		
4:30-4:45						9		
4:45-5:00						10	1	
HOURLY TOTAL						HOURLY TOTAL		40
5:00-5:15						6		
5:15-5:30						12		1
5:30-5:45						16		
5:45-6:00						13		
HOURLY TOTAL						HOURLY TOTAL		48
6:00-6:15						7		
6:15-6:30						9		
6:30-6:45						7	1	
6:45-7:00						9		
HOURLY TOTAL						HOURLY TOTAL		33
7:00-7:15						8		
7:15-7:30						6		
7:30-7:45						9		
7:45-8:00						5		
HOURLY TOTAL						HOURLY TOTAL		28
8:00-8:15						4		
8:15-8:30						5		
8:30-8:45						4		
8:45-9:00						3		
HOURLY TOTAL						HOURLY TOTAL		16
9:00-9:15						4		
9:15-9:30						3		
9:30-9:45						1		
9:45-10:00						2		
HOURLY TOTAL						HOURLY TOTAL		10
TOTAL						TOTAL		702

1
2
3
4
5
6
7
8
9
10
11
12
13
14
15
16
17
18
19
20
21
22
23
24
25
26
27
28
29
30
31
32



COUNT LOCATION:

CSAH 22 (Viking Blvd.)

DATE:

07/26/2006

@ CSAH 7(Rum River Blvd.)

APP.#1= CSAH 22
APP.#2= CSAH 7
APP.#3= CSAH 22
APP.#4= CSAH 7

APP. #2	APP. #3
APP. #1	APP. #4

- HEAVY VEHICLE- ANY VEHICLE HAVING MORE THAN FOUR TIRES TOUCHING THE PAVEMENT
- A. TRUCKS- A HEAVY VEHICLE INVOLVED PRIMARILY IN THE TRANSPORT OF GOODS OR IN THE DELIVERY OF A SERVICE.
 - B. RV- A HEAVY VEHICLE OPERATED BY A PRIVATE MOTORIST AND INVOLVED IN THE TRANSPORT OF RECREATIONAL EQUIPMENT OR FACILITIES.
 - C. BUSES- A HEAVY VEHICLE INVOLVED IN THE TRANSPORTATION OF GROUPS OF PEOPLE.

TIME	PEDESTRIANS					HEAVY VEHICLES		
	APP. #1	APP. #2	APP. #3	APP. #4	15 MIN TOT	TRUCKS	RV	BUS
6:00-6:15AM						10		
6:15-6:30						15		
6:30-6:45						14		
6:45-7:00						14		
HOURLY TOTAL						HOURLY TOTAL		53
7:00-7:15						17		
7:15-7:30						9		
7:30-7:45						11		1
7:45-8:00						23		
HOURLY TOTAL						HOURLY TOTAL		61
8:00-8:15						18		1
8:15-8:30						17		
8:30-8:45						13	2	
8:45-9:00						12		
HOURLY TOTAL						HOURLY TOTAL		63
9:00-9:15						9		1
9:15-9:30						8		
9:30-9:45						23		
9:45-10:00						13		1
HOURLY TOTAL						HOURLY TOTAL		55
10:00-10:15						16		
10:15-10:30						14		
10:30-10:45						13		
10:45-11:00						14		
HOURLY TOTAL						HOURLY TOTAL		57
11:00-11:15						9		
11:15-11:30						8		
11:30-11:45						3		
11:45-12:00						10		
HOURLY TOTAL						HOURLY TOTAL		30
12:00-12:15						15		1
12:15-12:30						9		
12:30-12:45						14		
12:45-1:00						13		
HOURLY TOTAL						HOURLY TOTAL		52
1:00-1:15						12		
1:15-1:30						14		
1:30-1:45						7		
1:45-2:00						13		
HOURLY TOTAL						HOURLY TOTAL		46
					TOTAL		TOTAL	417

1
2
3
4
5
6
7
8
9
10
11
12
13
14
15
16
17
18
19
20
21
22
23
24
25
26
27
28
29
30
31
32