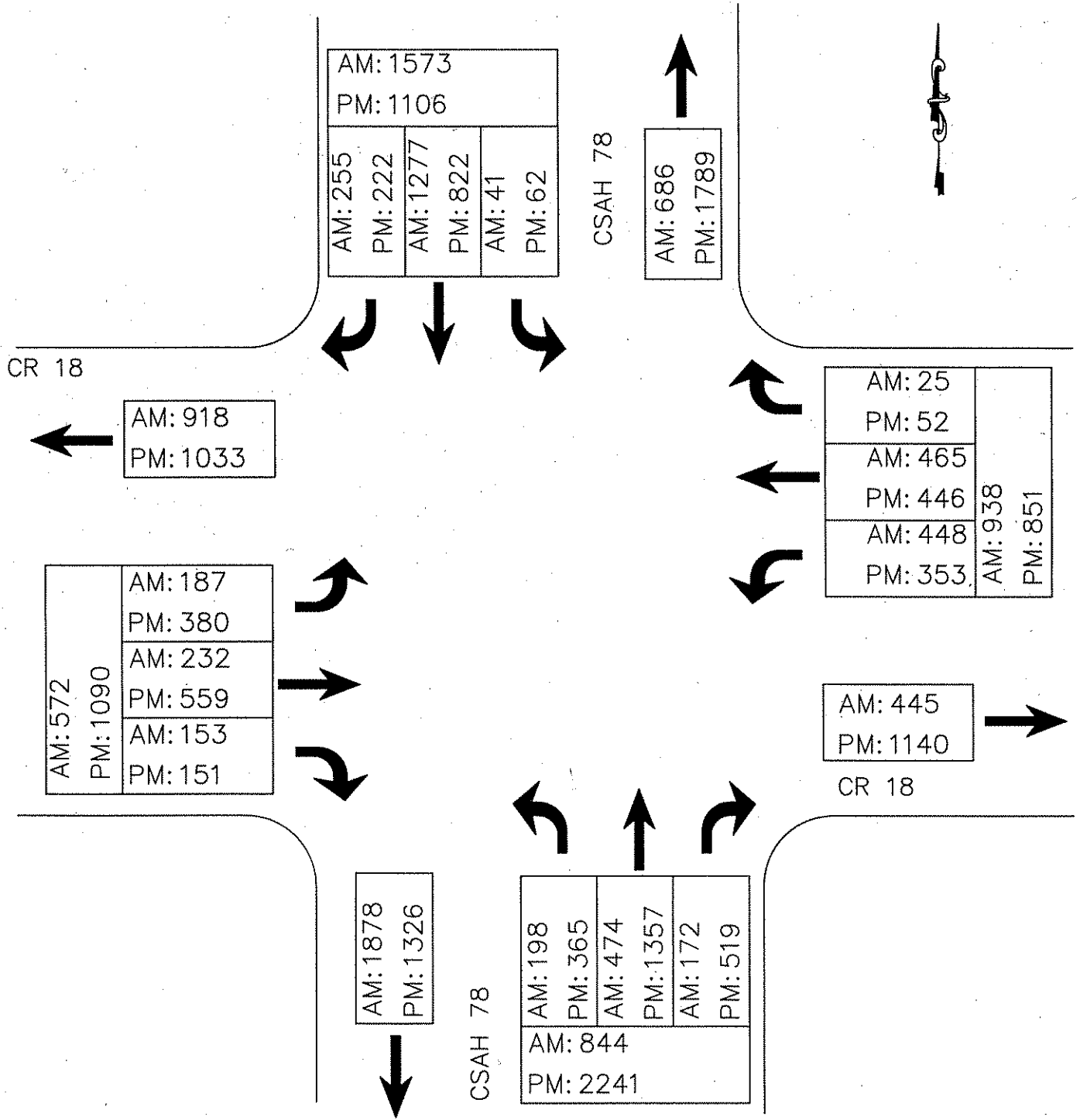


ANOKA COUNTY HIGHWAY DEPARTMENT

PEAK AM/PM TURNING MOVEMENT DIAGRAM

Location: C. S. A. H. 78 (HANSON BLVD.) @ C. R. 18 (CROSSTOWN BLVD.)



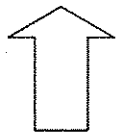
Anoka County Highway Department Traffic Engineering Traffic Volume and Turning Movement Stud

Weather: Cool and Clear
Counter: DB-400
Counted by: Josie/Terri

File Name : TMC0625
Site Code : 06250101
Start Date : 11/01/2006
Page No : 1

Groups Printed- Unshifted

Start Time	CSAH 78 Southbound					CR 18 Westbound					CSAH 78 Northbound					CR 18 Eastbound					Exclu. Total	Inclu. Total	Int. Total
	Left	Thru	Right	Heavy	App. Total	Left	Thru	Right	Heavy	App. Total	Left	Thru	Right	Heavy	App. Total	Left	Thru	Right	Heavy	App. Total			
Factor	1.0	1.0	1.0	1.0		1.0	1.0	1.0	1.0		1.0	1.0	1.0	1.0		1.0	1.0	1.0	1.0				
06:00	2	98	8	0	108	34	18	0	2	52	4	11	6	5	21	2	7	3	0	12	7	193	200
06:15	1	104	8	1	113	36	23	0	2	59	5	9	9	1	23	3	12	10	0	25	4	220	224
06:30	1	97	25	1	123	32	29	0	1	61	8	24	11	6	43	1	10	9	1	20	9	247	256
06:45	7	133	17	2	157	35	33	0	2	68	13	24	16	4	53	11	17	13	2	41	10	319	329
Total	11	432	58	4	501	137	103	0	7	240	30	68	42	16	140	17	46	35	3	98	30	979	1009
07:00	6	93	33	3	132	33	41	5	3	79	12	29	9	1	50	13	12	15	1	40	8	301	309
07:15	2	119	34	1	155	41	70	4	4	115	23	43	15	2	81	26	26	13	3	65	10	416	426
07:30	3	105	27	4	135	37	49	0	1	86	11	60	17	3	88	27	23	16	4	66	12	375	387
07:45	4	97	18	3	119	28	32	4	4	64	18	71	16	2	105	29	25	8	0	62	9	350	359
Total	15	414	112	11	541	139	192	13	12	344	64	203	57	8	324	95	86	52	8	233	39	1442	1481
08:00	4	106	30	14	140	20	30	6	0	56	12	55	12	8	79	30	12	9	7	51	29	326	355
08:15	4	69	17	7	90	38	28	0	3	66	18	31	20	4	69	7	14	13	2	34	16	259	275
08:30	0	63	10	3	73	25	29	0	5	54	10	29	8	6	47	10	14	11	2	35	16	209	225
08:45	5	67	12	4	84	38	30	1	3	69	28	34	11	5	73	14	20	16	4	50	16	276	292
Total	13	305	69	28	387	121	117	7	11	245	68	149	51	23	268	61	60	49	15	170	77	1070	1147
09:00	0	54	9	3	63	26	19	2	1	47	14	33	9	6	56	7	20	10	1	37	11	203	214
09:15	2	72	7	16	81	25	34	3	8	62	22	21	13	4	56	7	20	7	4	34	32	233	265
***break																							
Total	2	126	16	19	144	51	53	5	9	109	36	54	22	10	112	14	40	17	5	71	43	436	479
***break																							
14:30	3	34	4	3	41	15	23	1	0	39	25	69	35	7	129	27	63	14	4	104	14	313	327
14:45	5	56	9	2	70	19	26	5	2	50	22	94	31	7	147	30	34	9	2	73	13	340	353
Total	8	90	13	5	111	34	49	6	2	89	47	163	66	14	276	57	97	23	6	177	27	653	680
15:00	2	58	18	9	78	17	31	5	3	53	9	71	30	6	110	26	30	6	1	62	19	303	322
15:15	6	73	39	18	118	31	29	1	5	61	32	81	28	4	141	27	34	5	4	66	31	386	417
15:30	0	48	22	1	70	23	27	1	1	51	18	81	43	8	142	26	43	10	2	79	12	342	354
15:45	6	61	19	8	86	17	24	3	1	44	28	115	43	10	186	24	49	11	2	84	21	400	421
Total	14	240	98	36	352	88	111	10	10	209	87	348	144	28	579	103	156	32	9	291	63	1431	1514
16:00	6	46	11	3	63	24	34	0	1	58	25	120	50	7	195	24	36	9	1	69	12	385	397
16:15	1	64	20	5	85	32	39	3	9	74	22	110	33	1	165	29	32	6	1	67	16	391	407
16:30	3	62	11	6	76	35	29	7	1	71	19	115	42	1	176	29	34	14	0	77	8	400	408
16:45	8	56	14	3	78	21	38	3	6	62	30	104	47	3	181	30	48	12	2	90	14	411	425
Total	18	228	56	17	302	112	140	13	17	265	96	449	172	12	717	112	150	41	4	303	50	1587	1637
17:00	7	70	15	2	92	25	28	6	3	59	36	102	41	3	179	34	49	15	3	98	11	428	439
17:15	5	64	16	1	85	37	44	8	1	89	38	109	33	3	180	27	33	15	0	75	5	429	434
17:30	7	73	16	3	96	24	27	5	1	56	31	120	27	0	178	20	45	8	2	73	6	403	409
17:45	3	57	8	1	68	33	47	4	4	84	30	66	36	0	132	27	29	17	0	73	5	357	362
Total	22	264	55	7	341	119	146	23	9	288	135	397	137	6	669	108	156	55	5	319	27	1617	1644
Grand Total	103	2099	477	127	2679	801	911	77	77	1789	563	1831	691	117	3085	567	791	304	55	1662	376	9215	9591
Apprch %	3.8	78.4	17.8			44.8	50.9	4.3			18.2	59.4	22.4			34.1	47.6	18.3					
Total %	1.1	22.8	5.2		29.1	8.7	9.9	0.8		19.4	6.1	19.9	7.5		33.5	6.2	8.6	3.3		18.0	3.9	96.1	



NORTH

COUNT LOCATION:

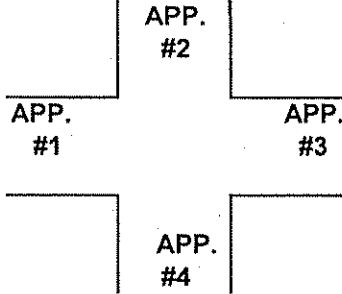
CSAH 78 (Hanson Blvd.) @

DATE:

11/01/2006

CR 18 (Crosstown Blvd.)

APP. #1= CR 18
APP. #2 = CSAH 78
APP. #3= CR 18
APP. #4= CSAH 78



- HEAVY VEHICLE- ANY VEHICLE HAVING MORE THAN FOUR TIRES TOUCHING THE PAVEMENT
- A. TRUCKS- A HEAVY VEHICLE INVOLVED PRIMARILY IN THE TRANSPORT OF GOODS OR IN THE DELIVERY OF A SERVICE.
 - B. RV- A HEAVY VEHICLE OPERATED BY A PRIVATE MOTORIST AND INVOLVED IN THE TRANSPORT OF RECREATIONAL EQUIPMENT OR FACILITIES.
 - C. BUSES- A HEAVY VEHICLE INVOLVED IN THE TRANSPORTATION OF GROUPS OF PEOPLE.

TIME	PEDESTRIANS					HEAVY VEHICLES		
	APP. #1	APP. #2	APP. #3	APP. #4	15 MIN TOT	TRUCKS	RV	BUS
6:00-6:15AM						3		4
6:15-6:30						3		1
6:30-6:45						5		4
6:45-7:00						3		7
HOURLY TOTAL						HOURLY TOTAL	30	
7:00-7:15	1	1			2	2		6
7:15-7:30	1	1	1		3	3		7
7:30-7:45	3				3	7		5
7:45-8:00	4			1	5	5		4
HOURLY TOTAL						HOURLY TOTAL	39	
8:00-8:15	3				3	11		18
8:15-8:30						8		8
8:30-8:45	1			3	4	11		6
8:45-9:00						8		8
HOURLY TOTAL						HOURLY TOTAL	78	
9:00-9:15						8		3
9:15-9:30						11		21
HOURLY TOTAL						HOURLY TOTAL	43	
					TOTAL	20		
							TOTAL	190

2:30-2:45PM		1		1	2	3		11
2:45-3:00		2		1	3	6		7
HOURLY TOTAL						HOURLY TOTAL	27	
3:00-3:15		2			2	11		7
3:15-3:30	8	3	2	6	19	9		22
3:30-3:45	9			10	19	5		7
3:45-4:00	1	2			3	11		9
HOURLY TOTAL						HOURLY TOTAL	81	
4:00-4:15						7		5
4:15-4:30						7		9
4:30-4:45				1	1	1		8
4:45-5:00						8		3
HOURLY TOTAL						HOURLY TOTAL	48	
5:00-5:15						6		4
5:15-5:30						3		2
5:30-5:45						4		2
5:45-6:00						3		2
HOURLY TOTAL						HOURLY TOTAL	26	
					TOTAL	49		
							TOTAL	182