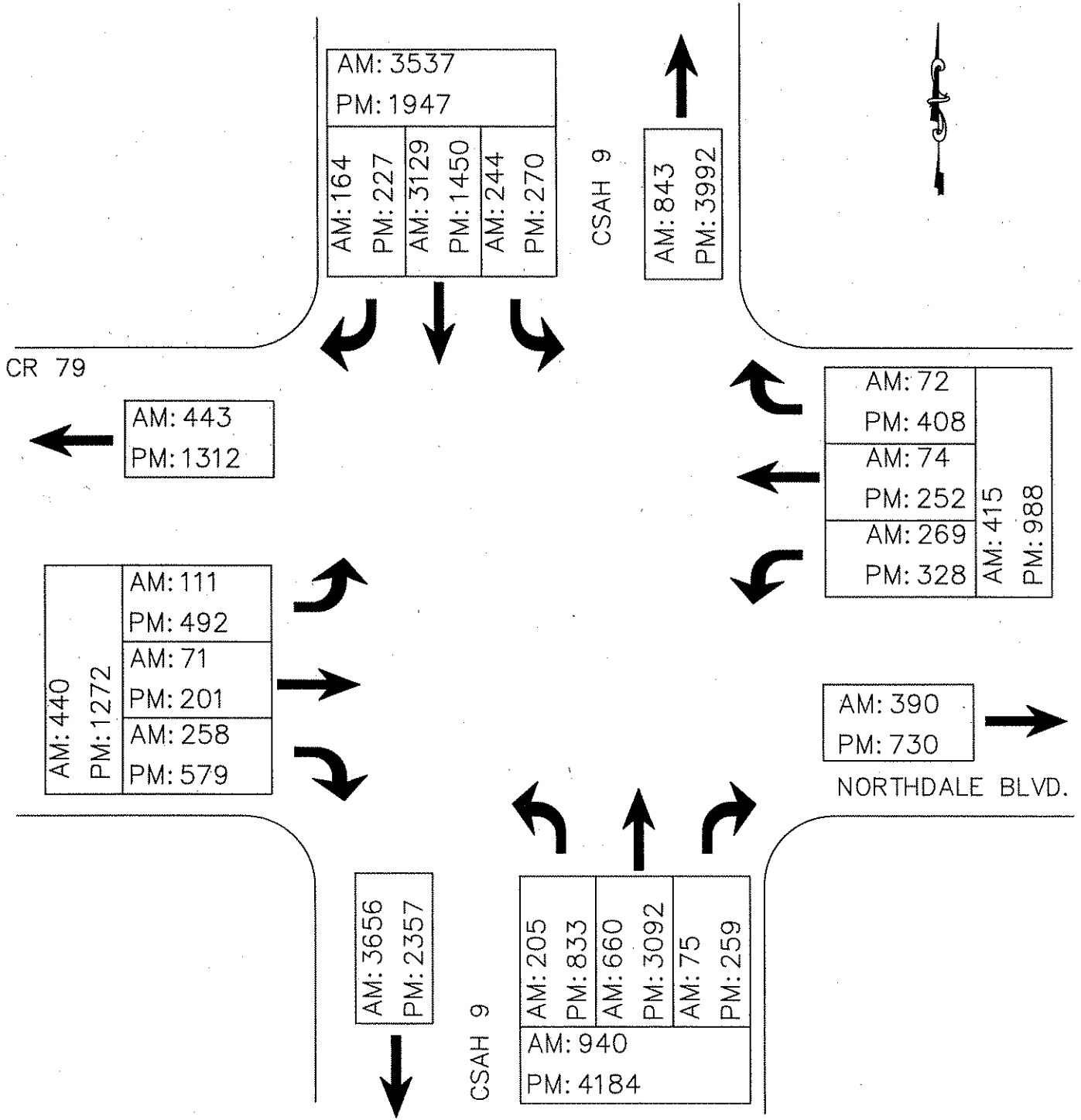


# ANOKA COUNTY HIGHWAY DEPARTMENT

## PEAK AM/PM TURNING MOVEMENT DIAGRAM

Location: C. S. A. H. 9 (ROUND LK. BLVD.) @ C. R. 79 (NORTHDALE BLVD.)



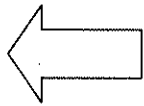
Anoka County Highway Department  
 Traffic Engineering  
 Traffic Volume and Turning Movement Stud

Weather: Warm and Clear  
 Counter: DB-400  
 Counted by: Josie/Terri

File Name : TMC0626  
 Site Code : 06260101  
 Start Date : 11/08/2006  
 Page No : 1

Groups Printed- Unshifted

Start Time	CSAH 9 Southbound					Northdale Blvd. Westbound					CSAH 9 Northbound					CR 79 Eastbound					Exclu. Total	Inclu. Total	Int. Total
	Left	Thru	Right	Heavy	App. Total	Left	Thru	Right	Heavy	App. Total	Left	Thru	Right	Heavy	App. Total	Left	Thru	Right	Heavy	App. Total			
Factor	1.0	1.0	1.0	1.0		1.0	1.0	1.0	1.0		1.0	1.0	1.0	1.0		1.0	1.0	1.0	1.0				
06:00	14	286	12	5	312	19	5	5	1	29	16	40	5	5	61	3	2	21	1	26	12	428	440
06:15	23	346	13	13	382	35	8	8	2	51	26	68	11	5	105	5	4	26	4	35	24	573	597
06:30	27	353	16	12	396	25	15	4	0	44	29	65	6	8	100	22	2	23	2	47	22	587	609
06:45	42	392	22	7	456	39	8	7	0	54	19	88	7	9	114	12	11	31	3	54	19	678	697
Total	106	1377	63	37	1546	118	36	24	3	178	90	261	29	27	380	42	19	101	10	162	77	2266	2343
07:00	40	386	8	10	434	32	8	11	2	51	27	103	6	9	136	18	8	34	3	60	24	681	705
07:15	36	472	33	11	541	31	9	13	3	53	22	106	11	8	139	14	10	42	5	66	27	799	826
07:30	37	479	29	13	545	40	10	12	2	62	38	95	10	8	143	22	15	35	2	72	25	822	847
07:45	25	415	31	14	471	48	11	12	4	71	28	95	19	14	142	15	19	46	2	80	34	764	798
Total	138	1752	101	48	1991	151	38	48	11	237	115	399	46	39	560	69	52	157	12	278	110	3066	3176
***break																							
16:00	23	178	23	8	224	35	27	31	1	93	103	421	28	5	552	59	20	82	1	161	15	1030	1045
16:15	21	177	32	2	230	45	31	57	0	133	90	348	31	5	469	58	28	71	1	157	8	989	997
16:30	41	192	27	9	260	31	21	61	4	113	116	434	26	3	576	61	25	66	1	152	17	1101	1118
16:45	36	198	14	3	248	40	38	55	0	133	88	392	48	4	528	81	36	56	3	173	10	1082	1092
Total	121	745	96	22	962	151	117	204	5	472	397	1595	133	17	2125	259	109	275	6	643	50	4202	4252
17:00	32	196	26	3	254	36	33	62	0	131	138	439	34	4	611	64	19	92	1	175	8	1171	1179
17:15	43	173	39	4	255	45	34	60	0	139	111	371	35	10	517	68	27	66	4	161	18	1072	1090
17:30	41	184	38	5	263	38	36	37	0	111	78	385	16	5	479	50	22	82	2	154	12	1007	1019
17:45	33	152	28	2	213	58	32	45	1	135	109	302	41	6	452	51	24	64	2	139	11	939	950
Total	149	705	131	14	985	177	135	204	1	516	436	1497	126	25	2059	233	92	304	9	629	49	4189	4238
Grand Total	514	4579	391	121	5484	597	326	480	20	1403	1038	3752	334	108	5124	603	272	837	37	1712	286	13723	14009
Apprch %	9.4	83.5	7.1			42.6	23.2	34.2			20.3	73.2	6.5			35.2	15.9	48.9					
Total %	3.7	33.4	2.8		40.0	4.4	2.4	3.5		10.2	7.6	27.3	2.4		37.3	4.4	2.0	6.1		12.5	2.0	98.0	



**NORTH**

**COUNT LOCATION:**

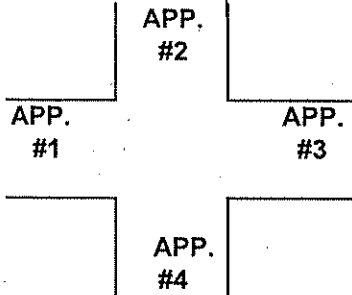
CSAH 9 (Round Lake Blvd.) @

**DATE:**

11/08/2006

CR 79 (Northdale Blvd.)

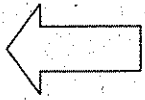
APP. #1= CSAH 9
APP. #2 = Northdale Blvd.
APP. #3= CSAH 9
APP. #4= CR 79



- HEAVY VEHICLE- ANY VEHICLE HAVING MORE THAN FOUR TIRES TOUCHING THE PAVEMENT
- A. TRUCKS- A HEAVY VEHICLE INVOLVED PRIMARILY IN THE TRANSPORT OF GOODS OR IN THE DELIVERY OF A SERVICE.
  - B. RV- A HEAVY VEHICLE OPERATED BY A PRIVATE MOTORIST AND INVOLVED IN THE TRANSPORT OF RECREATIONAL EQUIPMENT OR FACILITIES.
  - C. BUSES- A HEAVY VEHICLE INVOLVED IN THE TRANSPORTATION OF GROUPS OF PEOPLE.

TIME	PEDESTRIANS					HEAVY VEHICLES		
	APP. #1	APP. #2	APP. #3	APP. #4	15 MIN TOT	TRUCKS	RV	BUS
6:00-6:15AM	2				2	11		1
6:15-6:30	2				2	19		5
6:30-6:45						17		5
6:45-7:00						14		5
<b>HOURLY TOTAL</b>					<b>4</b>	<b>HOURLY TOTAL</b>		<b>77</b>
7:00-7:15	1				1	18		6
7:15-7:30	1				1	18		9
7:30-7:45						17		8
7:45-8:00						15		19
<b>HOURLY TOTAL</b>					<b>2</b>	<b>HOURLY TOTAL</b>		<b>110</b>
					<b>TOTAL 6</b>		<b>TOTAL</b>	<b>187</b>

4:00-4:15						13		2
4:15-4:30	3				3	5		3
4:30-4:45			1	1	2	10		7
4:45-5:00	1				1	8		2
<b>HOURLY TOTAL</b>					<b>6</b>	<b>HOURLY TOTAL</b>		<b>50</b>
5:00-5:15	2				2	5		2
5:15-5:30						13		5
5:30-5:45			1		1	9		2
5:45-6:00	2				2	8		2
<b>HOURLY TOTAL</b>					<b>5</b>	<b>HOURLY TOTAL</b>		<b>46</b>
					<b>TOTAL 11</b>		<b>TOTAL</b>	<b>96</b>



COUNT LOCATION:

CSAH 9 (Round Lk. Blvd.) @

DATE:

10/31/2005

CR 79 (Northdale Blvd.)

<b>NORTH</b>
APP.#1= CSAH 9
APP.#2= Northdale Blvd.
APP.#3= CSAH 9
APP.#4= CR 79

APP. #2	APP. #3
APP. #1	APP. #4

- HEAVY VEHICLE- ANY VEHICLE HAVING MORE THAN FOUR TIRES TOUCHING THE PAVEMENT
- A. TRUCKS- A HEAVY VEHICLE INVOLVED PRIMARILY IN THE TRANSPORT OF GOODS OR IN THE DELIVERY OF A SERVICE.
  - B. RV- A HEAVY VEHICLE OPERATED BY A PRIVATE MOTORIST AND INVOLVED IN THE TRANSPORT OF RECREATIONAL EQUIPMENT OR FACILITIES.
  - C. BUSES- A HEAVY VEHICLE INVOLVED IN THE TRANSPORTATION OF GROUPS OF PEOPLE.

TIME	PEDESTRIANS					HEAVY VEHICLES		
	APP. #1	APP. #2	APP. #3	APP. #4	15 MIN TOT	TRUCKS	RV	BUS
6:00-6:15AM						7		2
6:15-6:30						15		2
6:30-6:45						14		5
6:45-7:00						14		5
<b>HOURLY TOTAL</b>						<b>HOURLY TOTAL</b>		<b>64</b>
7:00-7:15	1				1	12		4
7:15-7:30						19		13
7:30-7:45						17		9
7:45-8:00	2				2	21		12
<b>HOURLY TOTAL</b>					<b>3</b>	<b>HOURLY TOTAL</b>		<b>107</b>
8:00-8:15						19		12
8:15-8:30	1				1	15		11
8:30-8:45						16		6
8:45-9:00	1		1		2	14		8
<b>HOURLY TOTAL</b>					<b>3</b>	<b>HOURLY TOTAL</b>		<b>101</b>
9:00-9:15	1				1	25		6
9:15-9:30						23		6
9:30-9:45						21		5
9:45-10:00			1	1	2	21	1	6
<b>HOURLY TOTAL</b>					<b>3</b>	<b>HOURLY TOTAL</b>		<b>114</b>
10:00-10:15						18		1
10:15-10:30	1				1	27		7
10:30-10:45						27		3
10:45-11:00		1	1		2	27		2
<b>HOURLY TOTAL</b>					<b>3</b>	<b>HOURLY TOTAL</b>		<b>112</b>
11:00-11:15	1		1		2	15		3
11:15-11:30						19		5
11:30-11:45						20		2
11:45-12:00						24		3
<b>HOURLY TOTAL</b>					<b>2</b>	<b>HOURLY TOTAL</b>		<b>91</b>
12:00-12:15						20		3
12:15-12:30						26	1	1
12:30-12:45						26		1
12:45-1:00						25		5
<b>HOURLY TOTAL</b>						<b>HOURLY TOTAL</b>		<b>108</b>
1:00-1:15				1	1	14		
1:15-1:30						16		2
1:30-1:45			1		1	18		3
1:45-2:00						18		9
<b>HOURLY TOTAL</b>					<b>2</b>	<b>HOURLY TOTAL</b>		<b>80</b>
					<b>TOTAL</b>		<b>TOTAL</b>	<b>777</b>

1  
2  
3  
4  
5  
6  
7  
8  
9  
10  
11  
12  
13  
14  
15  
16  
17  
18  
19  
20  
21  
22  
23  
24  
25  
26  
27  
28  
29  
30  
31  
32

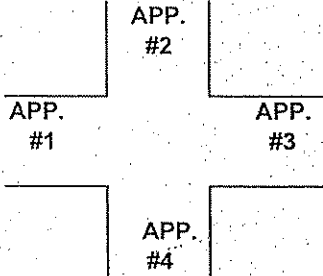


COUNT LOCATION:

CSAH 9 (Round Lk. Blvd.) @ DATE: 11/02/2005

CR 79 (Northdale Blvd.)

NORTH
APP.#1= CSAH 9
APP.#2= Northdale Blvd.
APP.#3= CSAH 9
APP.#4= CR 79



- HEAVY VEHICLE- ANY VEHICLE HAVING MORE THAN FOUR TIRES TOUCHING THE PAVEMENT
- A. TRUCKS- A HEAVY VEHICLE INVOLVED PRIMARILY IN THE TRANSPORT OF GOODS OR IN THE DELIVERY OF A SERVICE.
  - B. RV- A HEAVY VEHICLE OPERATED BY A PRIVATE MOTORIST AND INVOLVED IN THE TRANSPORT OF RECREATIONAL EQUIPMENT OR FACILITIES.
  - C. BUSES- A HEAVY VEHICLE INVOLVED IN THE TRANSPORTATION OF GROUPS OF PEOPLE.

TIME	PEDESTRIANS					HEAVY VEHICLES		
	APP. #1	APP. #2	APP. #3	APP. #4	15 MIN TOT	TRUCKS	RV	BUS
2:00-2:15PM						14		14
2:15-2:30						17		5
2:30-2:45						20		
2:45-3:00						22		7
<b>HOURLY TOTAL</b>						<b>HOURLY TOTAL</b>		<b>99</b>
3:00-3:15						18	1	8
3:15-3:30						16		5
3:30-3:45						9		4
3:45-4:00						10		3
<b>HOURLY TOTAL</b>						<b>HOURLY TOTAL</b>		<b>74</b>
4:00-4:15			1		1	13		2
4:15-4:30				1	1	10		4
4:30-4:45						8		2
4:45-5:00	2	1		1	4	15		3
<b>HOURLY TOTAL</b>					<b>6</b>	<b>HOURLY TOTAL</b>		<b>57</b>
5:00-5:15			2		2	14		3
5:15-5:30		1	1		2	9		1
5:30-5:45						12		
5:45-6:00						8		4
<b>HOURLY TOTAL</b>					<b>4</b>	<b>HOURLY TOTAL</b>		<b>51</b>
6:00-6:15			1		1	5	3	1
6:15-6:30						8	1	3
6:30-6:45						6		1
6:45-7:00						3		1
<b>HOURLY TOTAL</b>					<b>1</b>	<b>HOURLY TOTAL</b>		<b>32</b>
7:00-7:15						1		1
7:15-7:30						2		2
7:30-7:45						5		1
7:45-8:00						4		
<b>HOURLY TOTAL</b>						<b>HOURLY TOTAL</b>		<b>16</b>
					<b>TOTAL</b>		<b>TOTAL</b>	<b>1106</b>
					27			

1  
2  
3  
4  
5  
6  
7  
8  
9  
10  
11  
12  
13  
14  
15  
16  
17  
18  
19  
20  
21  
22  
23  
24