


Date : 4/10/07

Count Number : TMC0706

Location : CSAH 57 (Sunfish Lk. Blvd.)

@ TH 10



North

CSAH 57

9497

#2

4843			
1029	D	93	M
3721	T		L

4654

TH 10

43382

#3

21480			
3496	G	17397	H
587	J		

21902

Anoka County Highway Department
Traffic Volume and Turning
Movement Study

Sunfish Lk. Blvd.

	LANES OF APPROACH			TOTAL
	RIGHT TURN LANE	LEFT TURN LANE	THRU LANES	
#1	1	1	2	4
#2	1	1	0	2
#3	1	1	2	4
#4	1	1	1	3

37513

#1

18486

TH 10

19027			
969	C	18021	B
37	A		

409			
60	M	189	L
160	K		

717

#4

1126

Anoka County Highway Department
 Traffic Engineering
 Traffic Volume and Turning Movement Stud

File Name : TMC0706
 Site Code : 07060202
 Start Date : 04/10/200
 Page No : 1

Weather: Cool and Cloudy
 Counter: DB-400
 Counted by: Josie/Terri

Groups Printed- Unshifted

Start Time	CSAH 57 Southbound					TH 10 Westbound					Sunfish Lk. Blvd. Northbound					TH 10 Eastbound					Exclu. Total	Inclu. Total	Int. Total
	Left	Thru	Right	Heavy	App. Total	Left	Thru	Right	Heavy	App. Total	Left	Thru	Right	Heavy	App. Total	Left	Thru	Right	Heavy	App. Total			
Factor	1.0	1.0	1.0	1.0		1.0	1.0	1.0	1.0		1.0	1.0	1.0	1.0		1.0	1.0	1.0	1.0				
06:00	74	0	3	4	77	12	111	43	11	166	0	3	13	0	16	10	453	0	15	463	30	722	752
06:15	90	0	13	18	103	2	132	56	17	190	1	1	16	0	18	9	604	1	15	614	50	925	975
06:30	68	2	8	14	78	5	204	50	24	259	1	2	11	0	14	25	603	1	20	629	58	980	1038
06:45	70	2	17	7	89	6	195	103	12	304	0	4	10	0	14	33	508	1	14	542	33	949	982
Total	302	4	41	43	347	25	642	252	64	919	2	10	50	0	62	77	2168	3	64	2248	171	3576	3747
07:00	72	1	14	6	87	2	194	52	25	248	1	3	16	0	20	15	566	1	16	582	47	937	984
07:15	92	0	24	12	116	7	226	73	18	306	0	5	14	1	19	21	524	0	18	545	49	986	1035
07:30	88	0	8	13	96	11	247	65	20	323	0	4	8	0	12	21	548	0	20	569	53	1000	1053
07:45	54	2	9	5	65	10	241	96	24	347	2	8	6	0	16	34	479	0	14	513	43	941	984
Total	306	3	55	36	364	30	908	286	87	1224	3	20	44	1	67	91	2117	1	68	2209	192	3864	4056
08:00	76	3	17	7	96	8	257	67	39	332	0	3	4	1	7	23	409	0	23	432	70	867	937
08:15	72	2	19	11	93	4	245	60	38	309	1	3	3	0	7	18	408	1	24	427	73	836	909
08:30	48	3	19	9	70	8	215	47	21	270	1	0	4	0	5	14	401	1	22	416	52	761	813
08:45	67	0	15	8	82	5	215	39	27	259	2	4	1	0	7	13	331	0	20	344	55	692	747
Total	283	8	70	35	341	25	932	213	125	1170	4	10	12	1	26	68	1549	2	89	1619	250	3156	3406
09:00	50	1	4	8	55	3	173	42	26	218	0	0	5	0	5	19	319	0	24	338	58	616	674
09:15	60	2	22	15	84	8	195	48	20	251	0	0	1	0	1	16	302	0	23	318	58	654	712
09:30	68	1	8	8	77	7	212	39	22	258	0	1	1	1	2	16	292	0	21	308	52	645	697
09:45	63	1	18	4	82	8	228	33	28	269	1	4	1	2	6	14	256	0	22	270	56	627	683
Total	241	5	52	35	298	26	808	162	96	996	1	5	8	3	14	65	1169	0	90	1234	224	2542	2766
10:00	38	1	11	5	50	10	225	61	39	296	0	2	0	0	2	8	250	2	25	260	69	608	677
10:15	42	0	14	10	56	9	217	42	25	268	1	5	0	0	6	14	321	0	18	335	53	665	718
10:30	64	1	26	12	91	6	204	30	32	240	0	6	1	1	7	8	301	0	24	309	69	647	716
10:45	54	0	14	12	68	9	250	54	30	313	0	1	0	0	1	9	273	2	28	284	70	666	736
Total	198	2	65	39	265	34	896	187	126	1117	1	14	1	1	16	39	1145	4	95	1188	261	2586	2847
11:00	63	2	14	6	79	11	294	49	30	354	1	2	0	0	3	13	247	0	24	260	60	696	756
11:15	57	3	14	8	74	6	222	39	29	267	1	2	0	1	3	10	240	1	18	251	56	595	651
11:30	52	1	21	6	74	9	242	55	35	306	0	5	0	0	5	19	278	2	22	299	63	684	747
11:45	70	3	18	10	91	8	219	71	21	298	5	4	0	3	9	17	278	0	27	295	61	693	754
Total	242	9	67	30	318	34	977	214	115	1225	7	13	0	4	20	59	1043	3	91	1105	240	2668	2908
12:00	77	1	16	10	94	11	259	61	22	331	0	4	2	0	6	23	235	0	18	258	50	689	739
12:15	67	0	12	5	79	9	264	61	27	334	1	2	3	1	6	17	287	1	20	305	53	724	777
12:30	65	0	20	12	85	11	247	60	22	318	1	2	1	1	4	15	290	1	18	306	53	713	766
12:45	56	1	18	9	75	10	245	68	24	323	2	2	1	0	5	19	248	0	32	267	65	670	735
Total	265	2	66	36	333	41	1015	250	95	1306	4	10	7	2	21	74	1060	2	88	1136	221	2796	3017
13:00	54	3	14	7	71	6	289	68	14	363	1	6	0	0	7	16	246	0	26	262	47	703	750
13:15	51	3	18	9	72	9	301	72	32	382	0	1	0	0	1	14	285	1	17	300	58	755	813
13:30	57	0	20	6	77	12	263	77	21	352	1	1	0	0	2	9	241	1	26	251	53	682	735
13:45	50	0	12	13	62	10	322	62	26	394	1	2	1	0	4	28	259	0	17	287	56	747	803
Total	212	6	64	35	282	37	1175	279	93	1491	3	10	1	0	14	67	1031	2	86	1100	214	2887	3101
14:00	66	1	21	5	88	37	298	82	32	417	3	4	2	1	9	15	278	2	23	295	61	809	870
14:15	62	1	32	8	95	10	367	64	29	441	2	5	2	0	9	22	331	1	32	354	69	899	968
14:30	75	2	16	8	93	7	351	57	25	415	2	1	1	0	4	15	327	0	32	342	65	854	919
14:45	46	2	29	6	77	13	423	74	30	510	1	8	1	0	10	26	274	1	17	301	53	898	951
Total	249	6	98	27	353	67	1439	277	116	1783	8	18	6	1	32	78	1210	4	104	1292	248	3460	3708
15:00	68	0	20	5	88	9	478	67	22	554	3	1	2	0	6	19	302	0	17	321	44	969	1013
15:15	64	4	22	9	90	19	463	66	28	548	0	3	0	1	3	10	279	0	25	289	63	930	993
15:30	109	2	20	1	131	21	501	77	27	599	0	3	1	0	4	14	341	2	28	357	56	1091	1147
15:45	76	1	19	4	96	25	474	78	18	577	2	8	2	0	12	20	323	0	17	343	39	1028	1067
Total	317	7	81	19	405	74	1916	288	95	2278	5	15	5	1	25	63	1245	2	87	1310	202	4018	4220
16:00	104	0	28	4	132	9	490	78	23	577	3	5	0	0	8	15	319	1	13	335	40	1052	1092
16:15	90	2	23	5	115	14	498	83	24	595	3	4	1	0	8	20	334	1	24	355	53	1073	1126
16:30	96	0	20	5	116	12	495	75	24	582	0	4	2	0	6	16	334	1	20	351	49	1055	1104
16:45	85	4	37	4	126	16	520	72	11	608	0	0	2	0	2	24	332	0	12	356	27	1092	1119
Total	375	6	108	18	489	51	2003	308	82	2362	6	13	5	0	24	75	1319	3	69	1397	169	4272	4441

Anoka County Highway Department
Traffic Engineering
Traffic Volume and Turning Movement Stud

File Name : TMC0706
 Site Code : 07060202
 Start Date : 04/10/200
 Page No : 2

Weather: Cool and Cloudy
 Counter: DB-400
 Counted by: Josie/Terri

Groups Printed- Unshifted

Start Time	CSAH 57 Southbound					TH 10 Westbound					Sunfish Lk. Blvd. Northbound					TH 10 Eastbound					Exclu. Total	Inclu. Total	Int. Total
	Left	Thru	Right	Heavy	App. Total	Left	Thru	Right	Heavy	App. Total	Left	Thru	Right	Heavy	App. Total	Left	Thru	Right	Heavy	App. Total			
Factor	1.0	1.0	1.0	1.0		1.0	1.0	1.0	1.0		1.0	1.0	1.0	1.0		1.0	1.0	1.0	1.0				
17:00	102	3	21	5	126	12	533	89	13	634	1	10	0	0	11	17	314	1	11	332	29	1103	1132
17:15	91	5	29	7	125	18	485	84	10	587	3	4	1	0	8	23	355	0	17	378	34	1098	1132
17:30	74	0	25	3	99	13	521	88	11	622	2	7	3	0	12	19	319	1	8	339	22	1072	1094
17:45	73	7	21	4	101	22	495	65	10	582	0	8	5	0	13	13	313	0	10	326	24	1022	1046
Total	340	15	96	19	451	65	2034	326	44	2425	6	29	9	0	44	72	1301	2	46	1375	109	4295	4404
18:00	81	1	24	4	106	24	479	81	9	584	4	4	0	0	8	13	277	0	8	290	21	988	1009
18:15	89	6	35	1	130	13	391	68	5	472	0	9	1	0	10	30	253	0	12	283	18	895	913
18:30	60	4	29	2	93	6	381	59	7	446	1	4	2	0	7	19	246	4	9	269	18	815	833
18:45	50	2	21	0	73	7	339	43	10	389	2	0	1	0	3	14	200	2	6	216	16	681	697
Total	280	13	109	7	402	50	1590	251	31	1891	7	17	4	0	28	76	976	6	35	1058	73	3379	3452
19:00	40	3	18	2	61	8	278	58	6	344	0	1	1	0	2	23	211	1	2	235	10	642	652
19:15	50	2	14	1	66	11	258	49	3	318	1	2	3	0	6	16	165	2	2	183	6	573	579
19:30	24	0	12	1	36	5	274	56	2	335	2	1	1	0	4	17	176	0	6	193	9	568	577
19:45	17	2	13	1	32	4	252	40	7	296	0	1	3	0	4	9	136	0	4	145	12	477	489
Total	131	7	57	5	195	28	1062	203	18	1293	3	5	8	0	16	65	688	3	14	756	37	2260	2297
Grand Total	3721	93	1029	384	4843	587	17397	3496	1187	21480	60	189	160	14	409	969	18021	37	1026	19027	2611	45759	48370
Apprch % Total %	76.8	1.9	21.2			2.7	81.0	16.3			14.7	46.2	39.1			5.1	94.7	0.2					
Total %	8.1	0.2	2.2		10.6	1.3	38.0	7.6		46.9	0.1	0.4	0.3		0.9	2.1	39.4	0.1		41.6	5.4	94.6	

**ANOKA COUNTY HIGHWAY
PC-WARRANTS
TRAFFIC SIGNAL WARRANT ANALYSIS**

Signal Warrants - Summary

Major Street Approaches

Eastbound: TH 10
 Number of Lanes: 2
 Approach Speed: 60
 Total Approach Volume: 19,027

Westbound: TH 10
 Number of Lanes: 2
 Approach Speed: 60
 Total Approach Volume: 21,480

Minor Street Approaches

Northbound: Sunfish Lk. Blvd.
 Number of Lanes: 2
 Total Approach Volume: 409

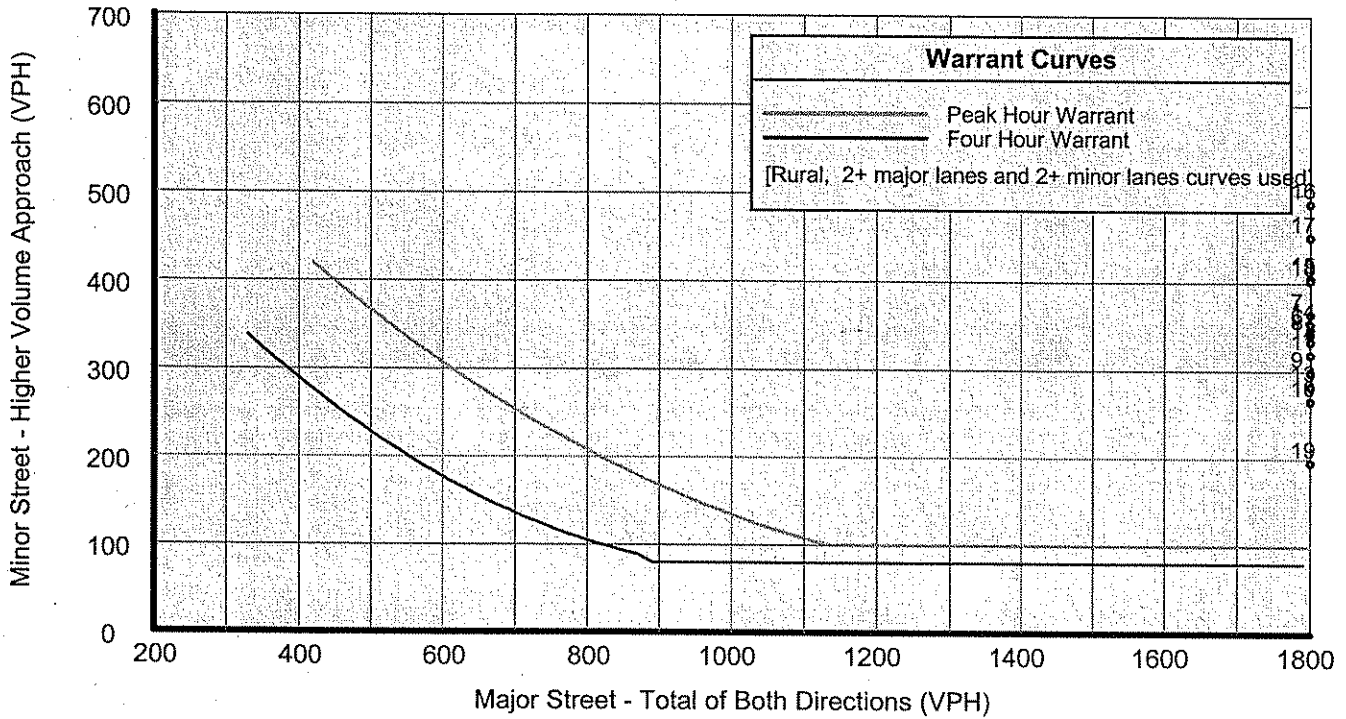
Southbound: CSAH 57
 Number of Lanes: 2
 Total Approach Volume: 4,843

Warrant Summary (Rural values apply.)

Warrant 1 - Eight Hour Vehicular Volumes	Satisfied
Warrant 1A - Minimum Vehicular Volume	Satisfied
Required volumes reached for 14 hours, 8 are needed	
Warrant 1B - Interruption of Continuous Traffic	Satisfied
Required volumes reached for 14 hours, 8 are needed	
Warrant 1 A&B - Combination of Warrants	Satisfied
Required volumes reached for 14 hours, 8 are needed	
 Warrant 2 - Four Hour Volumes	 Satisfied
Number of hours (14) volumes exceed minimum >= minimum required (4).	
 Warrant 3 - Peak Hour	 Satisfied
Warrant 3A - Peak Hour Delay	Not Satisfied
Approach volumes on minor street don't exceed minimums for any hour. Delay data not evaluated.	
Warrant 3B - Peak Hour Volumes	Satisfied
Volumes exceed minimums for at least one hour.	
 Warrant 4 - Pedestrian Volumes	 Not Evaluated
 Warrant 5 - School Crossing	 Not Evaluated
 Warrant 6 - Coordinated Signal System	 Not Evaluated
 Warrant 7 - Crash Experience	 Not Evaluated
 Warrant 8 - Roadway Network	 Not Evaluated

ANOKA COUNTY HIGHWAY PC-WARRANTS TRAFFIC SIGNAL WARRANT ANALYSIS

Signal Warrants - Summary



Analysis of 8-Hour Volume Warrants:

Hour Begin	Major Total	Higher Minor Vol	Dir	War-1A			War-1B			War-1A&B		
				Major Crit	Minor Crit	Meets?	Major Crit	Minor Crit	Meets?	Major Crit	Minor Crit	Meets?
00:00	0	0	NB	420-No	140-No	---	630-No	70-No	---	504-No	112-No	---
01:00	0	0	NB	420-No	140-No	---	630-No	70-No	---	504-No	112-No	---
02:00	0	0	NB	420-No	140-No	---	630-No	70-No	---	504-No	112-No	---
03:00	0	0	NB	420-No	140-No	---	630-No	70-No	---	504-No	112-No	---
04:00	0	0	NB	420-No	140-No	---	630-No	70-No	---	504-No	112-No	---
05:00	0	0	NB	420-No	140-No	---	630-No	70-No	---	504-No	112-No	---
06:00	3,167	347	SB	420-Yes	140-Yes	Both	630-Yes	70-Yes	Both	504-Yes	112-Yes	Both
07:00	3,433	364	SB	420-Yes	140-Yes	Both	630-Yes	70-Yes	Both	504-Yes	112-Yes	Both
08:00	2,789	341	SB	420-Yes	140-Yes	Both	630-Yes	70-Yes	Both	504-Yes	112-Yes	Both
09:00	2,230	298	SB	420-Yes	140-Yes	Both	630-Yes	70-Yes	Both	504-Yes	112-Yes	Both
10:00	2,305	265	SB	420-Yes	140-Yes	Both	630-Yes	70-Yes	Both	504-Yes	112-Yes	Both
11:00	2,330	318	SB	420-Yes	140-Yes	Both	630-Yes	70-Yes	Both	504-Yes	112-Yes	Both
12:00	2,442	333	SB	420-Yes	140-Yes	Both	630-Yes	70-Yes	Both	504-Yes	112-Yes	Both
13:00	2,591	282	SB	420-Yes	140-Yes	Both	630-Yes	70-Yes	Both	504-Yes	112-Yes	Both
14:00	3,075	353	SB	420-Yes	140-Yes	Both	630-Yes	70-Yes	Both	504-Yes	112-Yes	Both
15:00	3,588	405	SB	420-Yes	140-Yes	Both	630-Yes	70-Yes	Both	504-Yes	112-Yes	Both
16:00	3,759	489	SB	420-Yes	140-Yes	Both	630-Yes	70-Yes	Both	504-Yes	112-Yes	Both
17:00	3,800	451	SB	420-Yes	140-Yes	Both	630-Yes	70-Yes	Both	504-Yes	112-Yes	Both
18:00	2,949	402	SB	420-Yes	140-Yes	Both	630-Yes	70-Yes	Both	504-Yes	112-Yes	Both
19:00	2,049	195	SB	420-Yes	140-Yes	Both	630-Yes	70-Yes	Both	504-Yes	112-Yes	Both
20:00	0	0	NB	420-No	140-No	---	630-No	70-No	---	504-No	112-No	---
21:00	0	0	NB	420-No	140-No	---	630-No	70-No	---	504-No	112-No	---
22:00	0	0	NB	420-No	140-No	---	630-No	70-No	---	504-No	112-No	---
23:00	0	0	NB	420-No	140-No	---	630-No	70-No	---	504-No	112-No	---

**ANOKA COUNTY HIGHWAY
PC-WARRANTS
TRAFFIC SIGNAL WARRANT ANALYSIS**

Multi-Way Stop Warrant Report

Major Street Approaches

Eastbound: TH 10
Total Approach Volume: 19,027
Approach Speed: 60

Westbound: TH 10
Total Approach Volume: 21,480
Approach Speed: 60

Minor Street Approaches

Northbound: Sunfish Lk. Blvd.
Total Approach Volume: 409

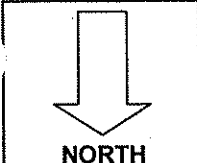
Southbound: CSAH 57
Total Approach Volume: 4,843

Warrant Summary

- Criteria A - Interim Measure** Not Evaluated
If traffic signals are justified, stop signs can be installed as an interim measure.
- Criteria B - Crash Experience** Not Evaluated
- Criteria C - Minimum Volumes and Delays** Satisfied
Delay data not evaluated
Required volumes reached for 14 hours, 8 are needed
- Criteria D - 80% of Volumes, Delays, and Crashes** Not Evaluated
Delay data not evaluated
Number of crashes (-1) is less than the minimum required (4).
Required volumes reached for 0 hours, 8 are needed

Analysis of 8-Hour Volume Warrants:

Time	Major Total	Minor Total	Crit C			Crit D		
			Major	Minor Crit	Meets?	Major Crit	Minor Crit	Meets?
00:00 - 01:00	0	0	210-No	140-No	No	240-No	160-No	No
01:00 - 02:00	0	0	210-No	140-No	No	240-No	160-No	No
02:00 - 03:00	0	0	210-No	140-No	No	240-No	160-No	No
03:00 - 04:00	0	0	210-No	140-No	No	240-No	160-No	No
04:00 - 05:00	0	0	210-No	140-No	No	240-No	160-No	No
05:00 - 06:00	0	0	210-No	140-No	No	240-No	160-No	No
06:00 - 07:00	3,167	409	210-Yes	140-Yes	Both	240-Yes	160-Yes	Both
07:00 - 08:00	3,433	431	210-Yes	140-Yes	Both	240-Yes	160-Yes	Both
08:00 - 09:00	2,789	367	210-Yes	140-Yes	Both	240-Yes	160-Yes	Both
09:00 - 10:00	2,230	312	210-Yes	140-Yes	Both	240-Yes	160-Yes	Both
10:00 - 11:00	2,305	281	210-Yes	140-Yes	Both	240-Yes	160-Yes	Both
11:00 - 12:00	2,330	338	210-Yes	140-Yes	Both	240-Yes	160-Yes	Both
12:00 - 13:00	2,442	354	210-Yes	140-Yes	Both	240-Yes	160-Yes	Both
13:00 - 14:00	2,591	296	210-Yes	140-Yes	Both	240-Yes	160-Yes	Both
14:00 - 15:00	3,075	385	210-Yes	140-Yes	Both	240-Yes	160-Yes	Both
15:00 - 16:00	3,588	430	210-Yes	140-Yes	Both	240-Yes	160-Yes	Both
16:00 - 17:00	3,759	513	210-Yes	140-Yes	Both	240-Yes	160-Yes	Both
17:00 - 18:00	3,800	495	210-Yes	140-Yes	Both	240-Yes	160-Yes	Both
18:00 - 19:00	2,949	430	210-Yes	140-Yes	Both	240-Yes	160-Yes	Both
19:00 - 20:00	2,049	211	210-Yes	140-Yes	Both	240-Yes	160-Yes	Both
20:00 - 21:00	0	0	210-No	140-No	No	240-No	160-No	No
21:00 - 22:00	0	0	210-No	140-No	No	240-No	160-No	No
22:00 - 23:00	0	0	210-No	140-No	No	240-No	160-No	No
23:00 - 00:00	0	0	210-No	140-No	No	240-No	160-No	No



COUNT LOCATION: CSAH 57 (Sunfish Lk. Blvd.) DATE: 04/10/2007
@ TH 10

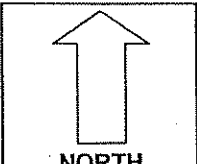
APP.#1= TH 10
APP.#2= Sunfish Lk. Blvd.
APP.#3= TH 10
APP.#4= CSAH 57

APP. #2	APP. #3
APP. #1	APP. #4

HEAVY VEHICLE- ANY VEHICLE HAVING MORE THAN FOUR TIRES TOUCHING THE PAVEMENT
 A. TRUCKS- A HEAVY VEHICLE INVOLVED PRIMARILY IN THE TRANSPORT OF GOODS OR IN THE DELIVERY OF A SERVICE.
 B. RV- A HEAVY VEHICLE OPERATED BY A PRIVATE MOTORIST AND INVOLVED IN THE TRANSPORT OF RECREATIONAL EQUIPMENT OR FACILITIES.
 C. BUSES- A HEAVY VEHICLE INVOLVED IN THE TRANSPORTATION OF GROUPS OF PEOPLE.

TIME	PEDESTRIANS					HEAVY VEHICLES		
	APP. #1	APP. #2	APP. #3	APP. #4	15 MIN TOT	TRUCKS	RV	BUS
6:00-6:15AM						27		3
6:15-6:30						45		5
6:30-6:45						45		13
6:45-7:00						27		6
HOURLY TOTAL						HOURLY TOTAL		171
7:00-7:15						34		13
7:15-7:30						43		6
7:30-7:45						48		5
7:45-8:00						35		8
HOURLY TOTAL						HOURLY TOTAL		192
8:00-8:15						55		15
8:15-8:30						68		5
8:30-8:45						42		10
8:45-9:00						47		8
HOURLY TOTAL						HOURLY TOTAL		250
9:00-9:15						57		1
9:15-9:30						58		
9:30-9:45						51		1
9:45-10:00						54	1	1
HOURLY TOTAL						HOURLY TOTAL		224
10:00-10:15						68		1
10:15-10:30						53		
10:30-10:45						69		
10:45-11:00						70		
HOURLY TOTAL						HOURLY TOTAL		261
11:00-11:15						59		1
11:15-11:30						55		1
11:30-11:45						63		
11:45-12:00						61		
HOURLY TOTAL						HOURLY TOTAL		240
12:00-12:15						50		
12:15-12:30						53		
12:30-12:45						53		
12:45-1:00						61	4	
HOURLY TOTAL						HOURLY TOTAL		221
1:00-1:15						46		1
1:15-1:30						55	1	2
1:30-1:45						52		1
1:45-2:00						53	3	
HOURLY TOTAL						HOURLY TOTAL		214
					TOTAL		TOTAL	1773

1
2
3
4
5
6
7
8
9
10
11
12
13
14
15
16
17
18
19
20
21
22
23
24
25
26
27
28
29
30
31
32



COUNT LOCATION:

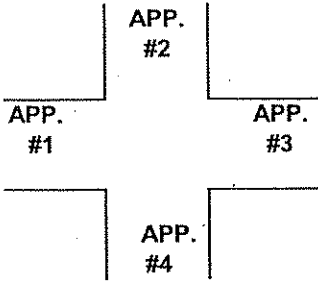
CSAH 57 (Sunfish Lk. Blvd.)

DATE:

04/12/2007

@ Crosstown Dr.

APP.#1= TH 10
APP.#2= Sunfish Lk. Blvd.
APP.#3= TH 10
APP.#4= CSAH 57



HEAVY VEHICLE- ANY VEHICLE HAVING MORE THAN FOUR TIRES TOUCHING THE PAVEMENT

A. TRUCKS- A HEAVY VEHICLE INVOLVED PRIMARILY IN THE TRANSPORT OF GOODS OR IN THE DELIVERY OF A SERVICE.

B. RV- A HEAVY VEHICLE OPERATED BY A PRIVATE MOTORIST AND INVOLVED IN THE TRANSPORT OF RECREATIONAL EQUIPMENT OR FACILITIES.

C. BUSES- A HEAVY VEHICLE INVOLVED IN THE TRANSPORTATION OF GROUPS OF PEOPLE.

TIME	PEDESTRIANS					HEAVY VEHICLES		
	APP. #1	APP. #2	APP. #3	APP. #4	15 MIN TOT	TRUCKS	RV	BUS
2:00-2:15PM						59		2
2:15-2:30						63	1	5
2:30-2:45						60		5
2:45-3:00						48		5
HOURLY TOTAL						HOURLY TOTAL		248
3:00-3:15						35		9
3:15-3:30						46		17
3:30-3:45						47		9
3:45-4:00						33	1	5
HOURLY TOTAL						HOURLY TOTAL		202
4:00-4:15						34		6
4:15-4:30						42		11
4:30-4:45						41	1	7
4:45-5:00						24		3
HOURLY TOTAL						HOURLY TOTAL		169
5:00-5:15						25		4
5:15-5:30						28		6
5:30-5:45						19		3
5:45-6:00						21		3
HOURLY TOTAL						HOURLY TOTAL		109
6:00-6:15						18	1	2
6:15-6:30						16		2
6:30-6:45						15		3
6:45-7:00						14		2
HOURLY TOTAL						HOURLY TOTAL		73
7:00-7:15						10		
7:15-7:30						6		
7:30-7:45						9		
7:45-8:00						12		
HOURLY TOTAL						HOURLY TOTAL		37
					TOTAL		TOTAL	2611

1
2
3
4
5
6
7
8
9
10
11
12
13
14
15
16
17
18
19
20
21
22
23
24