


Date : 06/11/07

Count Number : TMC0714

Location : CSAH 7 (7th Ave.)

@ CSAH 14 (Main St.)



North

CSAH 14

8689

#2

4572	D	988
2793	E	791
791	F	

4117

CSAH 7

#1

15315

7339	A	1210
5807	B	5807
322	C	322

7976

CSAH 7

#3

16487

8113	G	670
1598	H	5845
	J	

8374

CSAH 14

#4

5601

6044	M	1143
3125	L	3125
1776	K	1776

11645

	LANES OF APPROACH			TOTAL
	RIGHT TURN LANE	LEFT TURN LANE	THRU LANES	
#1	0	0	2	2
#2	0	0	2	2
#3	0	0	2	2
#4	0	0	2	2

Anoka County Highway Department

Traffic Volume and Turning

Movement Study

Anoka County Highway Department

Traffic Engineering Section

Traffic Volume and Turning Movement Study

File Name : 0714_TMO

Site Code : 07140102

Start Date : 06/13/200

Page No : 1

Weather: Sunny and Hot
 Counter: DB-400
 Counted by: Anthony/Isaac

Groups Printed - Unshifted - Bank 1

Start Time	CSAH 7 Southbound					CSAH 14 Westbound					CSAH 7 Northbound					CSAH 14 Eastbound					Excl. Total	Incl. Total	Int. Total
	Left	Thru	Right	Heavy	App. Total	Left	Thru	Right	Heavy	App. Total	Left	Thru	Right	Heavy	App. Total	Left	Thru	Right	Heavy	App. Total			
06:00	10	31	24	0	65	2	63	6	2	71	3	17	1	0	21	15	18	4	1	37	3	194	197
06:15	18	59	32	3	109	1	62	3	2	66	7	20	4	0	31	14	35	8	0	57	5	263	268
06:30	22	72	18	2	112	0	76	21	2	97	8	27	10	0	45	18	61	11	0	90	4	344	348
06:45	14	85	21	3	120	5	75	16	4	96	7	29	7	0	43	21	62	9	0	92	7	351	358
Total	64	247	95	8	406	8	276	46	10	330	25	93	22	0	140	68	176	32	1	276	19	1152	1171
07:00	12	76	23	0	111	2	90	25	4	117	8	34	11	0	53	24	64	8	0	96	4	377	381
07:15	10	68	15	2	93	6	91	25	0	122	7	36	17	0	60	19	83	7	0	109	2	384	386
07:30	15	75	26	1	116	3	101	16	4	120	5	18	5	0	28	22	75	8	0	105	5	369	374
07:45	19	80	41	2	140	3	116	22	0	141	4	20	22	0	46	15	113	7	0	135	2	462	464
Total	56	299	105	5	460	14	398	88	8	500	24	108	55	0	187	80	335	30	0	445	13	1592	1605
08:00	11	50	34	1	95	6	86	11	1	103	18	45	22	0	85	34	109	16	0	159	2	442	444
08:15	21	44	25	2	90	8	83	14	2	105	9	32	16	0	57	24	83	4	0	111	4	363	367
08:30	26	54	33	1	113	5	93	21	2	119	6	36	30	0	72	30	82	12	0	124	3	428	431
08:45	18	58	50	2	126	2	94	12	0	108	12	44	18	0	74	25	86	13	0	124	2	432	434
Total	76	206	142	6	424	21	356	58	5	435	45	157	86	0	288	113	360	45	0	518	11	1665	1676
09:00	7	59	43	0	109	3	92	13	0	108	4	53	24	0	81	40	86	6	0	132	0	430	430
09:15	18	50	28	0	96	4	74	17	2	95	11	22	17	0	50	27	96	12	0	135	2	376	378
09:30	25	38	34	2	97	4	64	21	0	89	5	42	10	0	57	24	100	11	3	135	5	378	383
09:45	22	43	48	4	113	4	75	17	3	96	7	33	8	0	48	13	80	4	0	97	7	354	361
Total	72	190	153	6	415	15	305	68	5	388	27	150	59	0	236	104	362	33	3	499	14	1538	1552
10:00	21	50	24	1	95	3	74	25	4	102	10	35	12	0	57	12	81	27	1	120	6	374	380
10:15	19	46	35	1	100	3	96	16	1	115	12	32	13	0	57	19	80	8	0	107	2	379	381
10:30	16	51	28	1	95	3	74	19	2	96	8	31	11	0	50	19	80	17	0	116	3	357	360
10:45	24	40	43	2	107	4	92	18	2	114	16	28	5	0	49	13	83	8	3	104	7	374	381
Total	80	187	130	5	397	13	336	78	9	427	46	126	41	0	213	63	324	60	4	447	18	1484	1502
11:00	17	38	43	1	98	5	107	11	2	123	12	23	12	1	47	10	90	6	3	106	7	374	381
11:15	14	35	41	3	90	6	108	12	1	126	12	24	13	0	49	28	136	11	0	175	4	440	444
11:30	27	55	29	3	111	6	91	21	2	118	10	37	14	0	61	18	135	12	1	165	6	455	461
11:45	28	55	30	2	113	11	84	13	1	108	6	31	19	0	56	40	119	12	0	171	3	448	451
Total	86	183	143	9	412	28	390	57	6	475	40	115	58	1	213	96	480	41	4	617	20	1717	1737
12:00	13	47	28	0	88	12	93	15	1	120	6	41	25	0	72	22	112	13	0	147	1	427	428
12:15	19	44	35	0	98	4	142	25	2	171	19	38	16	0	73	24	130	17	12	171	14	513	527
12:30	25	43	35	0	103	6	123	22	2	151	22	52	25	0	99	34	135	27	0	196	2	549	551
12:45	24	46	48	3	118	10	138	30	5	178	21	53	32	0	106	18	104	19	0	141	8	543	551
Total	81	180	146	3	407	32	496	92	10	620	68	184	98	0	350	98	481	76	12	655	25	2032	2057
13:00	13	52	30	1	95	6	125	25	2	156	14	43	28	0	85	48	134	24	0	206	3	542	545
13:15	15	53	47	4	115	3	116	12	0	131	23	56	22	0	101	22	147	11	0	180	4	527	531
13:30	12	58	30	1	100	8	128	13	2	149	24	60	21	0	105	40	129	11	0	180	3	534	537
13:45	19	52	21	2	92	6	101	20	1	127	24	57	19	0	100	28	122	20	0	170	3	489	492
Total	59	215	128	8	402	23	470	70	5	563	85	216	90	0	391	138	532	66	0	736	13	2092	2105
14:00	19	41	31	1	91	7	111	31	4	149	19	38	12	0	69	19	134	2	1	155	6	464	470
14:15	19	54	39	2	112	12	117	22	2	151	4	32	5	0	41	34	137	7	2	178	6	482	488
14:30	12	49	23	1	84	6	108	23	4	137	6	37	7	0	50	29	120	14	1	163	6	434	440
14:45	14	39	32	0	85	9	123	29	0	161	13	37	2	1	52	19	60	5	2	84	3	382	385
Total	64	183	125	4	372	34	459	105	10	598	42	144	26	1	212	101	451	28	6	580	21	1762	1783
15:00	29	58	42	0	129	7	121	34	0	162	6	65	11	1	82	44	135	5	5	184	6	557	563
15:15	37	61	31	2	129	3	105	22	2	130	28	96	15	0	139	45	120	7	1	172	5	570	575
15:30	28	52	23	1	103	5	114	17	0	136	9	81	29	0	119	57	127	7	0	191	1	549	550
15:45	24	45	30	1	99	6	91	24	1	121	18	95	18	0	131	51	114	13	0	178	2	529	531
Total	118	216	126	4	460	21	431	97	3	549	61	337	73	1	471	197	496	32	6	725	14	2205	2219
16:00	29	52	25	2	106	4	82	25	1	111	11	59	16	0	86	43	130	11	1	184	4	487	491
16:15	32	55	23	0	110	2	114	25	2	141	18	110	14	1	142	48	140	5	0	193	3	586	589
16:30	28	63	29	0	120	4	86	20	1	110	12	79	15	0	106	32	116	11	0	159	1	495	496
16:45	25	49	26	0	100	13	86	26	0	125	14	65	17	0	96	56	102	8	0	166	0	487	487
Total	114	219	103	2	436	23	368	96	4	487	55	313	62	1	430	179	488	35	1	702	8	2055	2063
17:00	23	53	28	1	104	4	103	36	1	143	14	58	24	0	96	21	97	5	0	123	2	466	468
17:15	24	49	28	0	101	6	96	32	0	134	21	57	22	0	100	44	96	11	0	151	0	486	486
17:30	20	48	22	0	90	2	94	18	1	114	10	58	38	1	106	29	94	15	4	138	6	448	454
17:45	17	48	18	1	83	6	90	18	1	114	12	47	18	0	77	37	92	7	0	136	2	410	412
Total	84	198	96	2	378	18	383	104	3	505	57	220	102	1	379	131	379	38	4	548	10	1810	1820
18:00	18	43	20	0	81	5	91	30	0	126	14	49	13	0	76	19	92	21	0	132	0	415	415
18:15	15	50	21	0	86	4	89	18	0	111	14	47	21	0	82	21	81	9	0	111	0	390	390
18:30	16	52	21	0	89	6	83	13	0	102	12	49	13	0	74	22	73	9	0	104	0	369	369
18:45	18	53	22	0	93	3	78	23	0	104	12	52	21	0	85	25	88	10	0	123	0	405	405
Total	67	198	84	0	349	18	341	84	0	443	52	197	68	0	317	87	334	49	0	470			

Anoka County Highway Department

Traffic Engineering Section

Traffic Volume and Turning Movement Study

Weather: Sunny and Hot
 Counter: DB-400
 Counted by: Anthony/Isaac

File Name : 0714_TMC
 Site Code : 07140102
 Start Date : 06/13/200
 Page No : 2

Groups Printed- Unshifted - Bank 1

Start Time	CSAH 7 Southbound					CSAH 14 Westbound					CSAH 7 Northbound					CSAH 14 Eastbound					Excl. Total	Incl. Total	Int. Total
	Left	Thru	Right	Heavy	App. Total	Left	Thru	Right	Heavy	App. Total	Left	Thru	Right	Heavy	App. Total	Left	Thru	Right	Heavy	App. Total			
19:00	9	26	23	0	58	5	72	15	0	92	24	49	12	0	85	25	64	12	0	101	0	336	336
19:15	12	28	22	0	62	3	68	19	0	90	10	42	11	0	63	25	60	18	0	103	0	318	318
19:30	12	42	24	0	78	2	84	16	0	102	12	45	14	0	71	9	64	10	0	83	0	334	334
19:45	15	46	16	0	77	4	56	15	0	75	18	45	23	0	86	21	72	12	1	105	1	343	344
Total	48	142	85	0	275	14	280	65	0	359	64	181	60	0	305	80	260	52	1	392	1	1331	1332
20:00	14	39	13	4	66	6	72	12	0	90	15	53	26	0	94	9	76	5	0	90	4	340	344
20:15	11	37	14	1	62	8	78	9	0	95	24	39	15	0	78	5	54	5	0	64	1	299	300
20:30	9	37	18	0	64	5	72	18	0	95	21	41	11	0	73	12	59	11	0	82	0	314	314
20:45	6	29	7	0	42	5	64	16	0	85	8	36	11	0	55	10	58	13	0	81	0	263	263
Total	40	142	52	5	234	24	286	55	0	365	68	169	63	0	300	36	247	34	0	317	5	1216	1221
21:00	10	28	18	0	56	3	76	14	0	93	15	31	7	0	53	12	52	5	0	69	0	271	271
21:15	13	35	22	0	70	4	56	10	0	70	8	22	7	0	37	5	35	6	0	46	0	223	223
21:30	6	32	12	0	50	4	52	12	0	68	6	20	7	0	33	6	30	5	0	41	0	192	192
21:45	5	25	11	0	41	5	48	11	0	64	3	10	4	0	17	4	23	3	0	30	0	152	152
Total	34	120	63	0	217	16	232	47	0	295	32	83	25	0	140	27	140	19	0	186	0	838	838
Grand Total	1143	3125	1776	67	6044	322	5807	1210	78	7339	791	2793	988	5	4572	1598	5845	670	42	8113	192	26068	26260
Apprch %	18.9	51.7	29.4			4.4	79.1	16.5			17.3	61.1	21.6			19.7	72	8.3					
Total %	4.4	12	6.8		23.2	1.2	22.3	4.6		28.2	3	10.7	3.8		17.5	6.1	22.4	2.6		31.1	0.7	99.3	
Unshifted	1143	3125	1776		6111	322	5807	1210		7417	791	2793	988		4577	1598	5845	670		8155	0	0	26260
% Unshifted	100	100	100		100	100	100	100		100	100	100	100		100	100	100	100		100	0	0	100
Bank 1	0	0	0		0	0	0	0		0	0	0	0		0	0	0	0		0	0	0	0
% Bank 1	0	0	0		0	0	0	0		0	0	0	0		0	0	0	0		0	0	0	0

**ANOKA COUNTY HIGHWAY
PC-WARRANTS
TRAFFIC SIGNAL WARRANT ANALYSIS**

Study Name : tmc0714
Study Date : 06/15/07
Page No. : 1

Signal Warrants - Summary

Major Street Approaches

Eastbound: CSAH 14
Number of Lanes: 2
Approach Speed: 30
Total Approach Volume: 8,113

Westbound: CSAH 14
Number of Lanes: 2
Approach Speed: 35
Total Approach Volume: 7,339

Minor Street Approaches

Northbound: CSAH 7
Number of Lanes: 2

Total Approach Volume: 4,572

Southbound: CSAH 7
Number of Lanes: 2

Total Approach Volume: 6,044

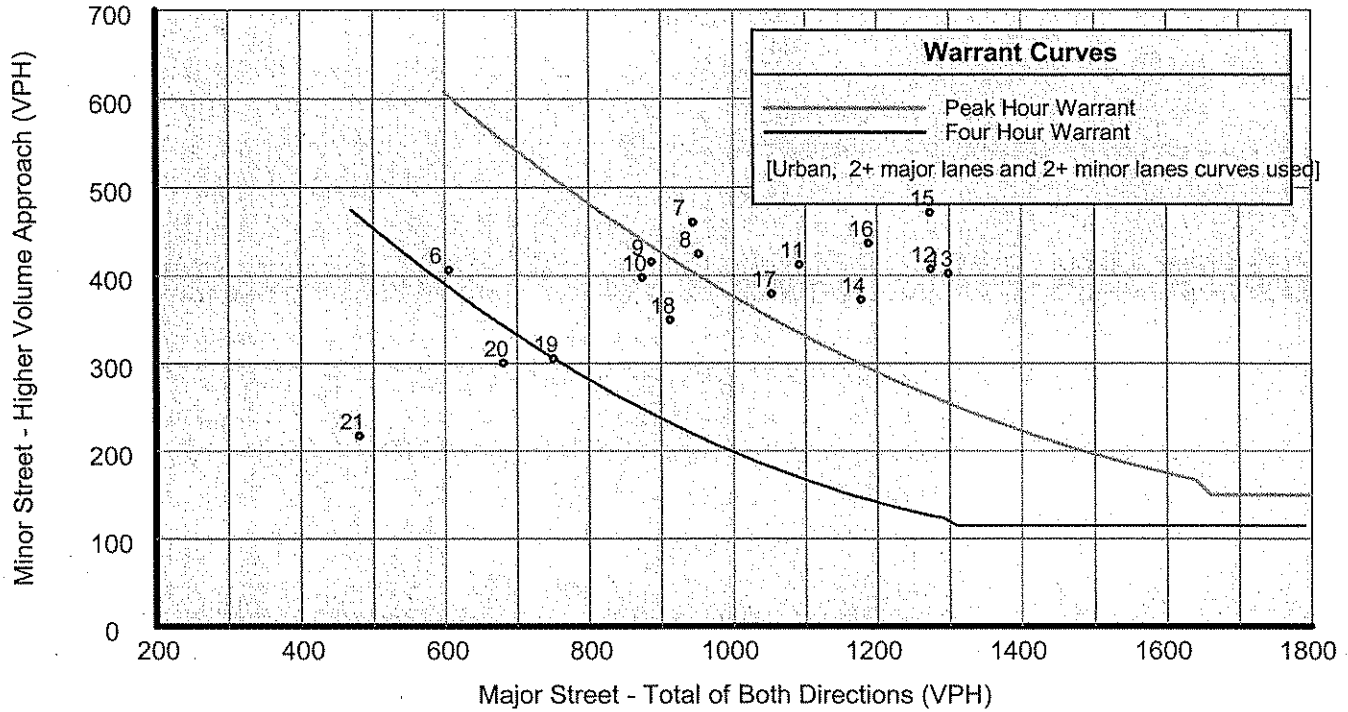
Warrant Summary (Urban values apply.)

Warrant 1 - Eight Hour Vehicular Volumes	Satisfied
Warrant 1A - Minimum Vehicular Volume Satisfied	
Required volumes reached for 15 hours, 8 are needed	
Warrant 1B - Interruption of Continuous Traffic Satisfied	
Required volumes reached for 10 hours, 8 are needed	
Warrant 1 A&B - Combination of Warrants Satisfied	
Required volumes reached for 13 hours, 8 are needed	
Warrant 2 - Four Hour Volumes	Satisfied
Number of hours (13) volumes exceed minimum >= minimum required (4).	
Warrant 3 - Peak Hour	Satisfied
Warrant 3A - Peak Hour Delay Satisfied	
Number of hours (59) volumes exceed minimum >= required (1). Delay data not evaluated.	
Warrant 3B - Peak Hour Volumes Satisfied	
Volumes exceed minimums for at least one hour.	
Warrant 4 - Pedestrian Volumes	Not Evaluated
Warrant 5 - School Crossing	Not Evaluated
Warrant 6 - Coordinated Signal System	Not Evaluated
Warrant 7 - Crash Experience	Not Evaluated
Warrant 8 - Roadway Network	Not Evaluated

ANOKA COUNTY HIGHWAY PC-WARRANTS TRAFFIC SIGNAL WARRANT ANALYSIS

Study Name : tmc0714
Study Date : 06/15/07
Page No. : 2

Signal Warrants - Summary



Analysis of 8-Hour Volume Warrants:

Hour Begin	Major Total	Higher Minor Vol	Dir	War-1A			War-1B			War-1A&B		
				Major Crit	Minor Crit	Meets?	Major Crit	Minor Crit	Meets?	Major Crit	Minor Crit	Meets?
00:00	0	0	NB	600-No	200-No	---	900-No	100-No	---	720-No	160-No	---
01:00	0	0	NB	600-No	200-No	---	900-No	100-No	---	720-No	160-No	---
02:00	0	0	NB	600-No	200-No	---	900-No	100-No	---	720-No	160-No	---
03:00	0	0	NB	600-No	200-No	---	900-No	100-No	---	720-No	160-No	---
04:00	0	0	NB	600-No	200-No	---	900-No	100-No	---	720-No	160-No	---
05:00	0	0	NB	600-No	200-No	---	900-No	100-No	---	720-No	160-No	---
06:00	606	406	SB	600-Yes	200-Yes	Both	900-No	100-Yes	Minor	720-No	160-Yes	Minor
07:00	945	460	SB	600-Yes	200-Yes	Both	900-Yes	100-Yes	Both	720-Yes	160-Yes	Both
08:00	953	424	SB	600-Yes	200-Yes	Both	900-Yes	100-Yes	Both	720-Yes	160-Yes	Both
09:00	887	415	SB	600-Yes	200-Yes	Both	900-No	100-Yes	Minor	720-Yes	160-Yes	Both
10:00	874	397	SB	600-Yes	200-Yes	Both	900-No	100-Yes	Minor	720-Yes	160-Yes	Both
11:00	1,092	412	SB	600-Yes	200-Yes	Both	900-Yes	100-Yes	Both	720-Yes	160-Yes	Both
12:00	1,275	407	SB	600-Yes	200-Yes	Both	900-Yes	100-Yes	Both	720-Yes	160-Yes	Both
13:00	1,299	402	SB	600-Yes	200-Yes	Both	900-Yes	100-Yes	Both	720-Yes	160-Yes	Both
14:00	1,178	372	SB	600-Yes	200-Yes	Both	900-Yes	100-Yes	Both	720-Yes	160-Yes	Both
15:00	1,274	471	NB	600-Yes	200-Yes	Both	900-Yes	100-Yes	Both	720-Yes	160-Yes	Both
16:00	1,189	436	SB	600-Yes	200-Yes	Both	900-Yes	100-Yes	Both	720-Yes	160-Yes	Both
17:00	1,053	379	NB	600-Yes	200-Yes	Both	900-Yes	100-Yes	Both	720-Yes	160-Yes	Both
18:00	913	349	SB	600-Yes	200-Yes	Both	900-Yes	100-Yes	Both	720-Yes	160-Yes	Both
19:00	751	305	NB	600-Yes	200-Yes	Both	900-No	100-Yes	Minor	720-Yes	160-Yes	Both
20:00	682	300	NB	600-Yes	200-Yes	Both	900-No	100-Yes	Minor	720-No	160-Yes	Minor
21:00	481	217	SB	600-No	200-Yes	Minor	900-No	100-Yes	Minor	720-No	160-Yes	Minor
22:00	0	0	NB	600-No	200-No	---	900-No	100-No	---	720-No	160-No	---
23:00	0	0	NB	600-No	200-No	---	900-No	100-No	---	720-No	160-No	---

**ANOKA COUNTY HIGHWAY
PC-WARRANTS
TRAFFIC SIGNAL WARRANT ANALYSIS**

Study Name :
Study Date : 06/22/07
Page No. : 1

Multi-Way Stop Warrant Report

Major Street Approaches

Eastbound: CSAH 14
Total Approach Volume: 8,113
Approach Speed: 35

Westbound: CSAH 14
Total Approach Volume: 7,339
Approach Speed: 35

Minor Street Approaches

Northbound: CSAH 7
Total Approach Volume: 4,572

Southbound: CSAH 7
Total Approach Volume: 6,044

Warrant Summary

Criteria A - Interim Measure Not Evaluated
If traffic signals are justified, stop signs can be installed as an interim measure.

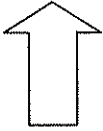
Criteria B - Crash Experience Not Evaluated

Criteria C - Minimum Volumes and Delays Satisfied
Delay data not evaluated
Required volumes reached for 16 hours, 8 are needed

Criteria D - 80% of Volumes, Delays, and Crashes Not Evaluated
Delay data not evaluated
Number of crashes (-1) is less than the minimum required (4).
Required volumes reached for 0 hours, 8 are needed

Analysis of 8 Hour Volume Warrants:

Time	Major Total	Minor Total	Crit C			Crit D		
			Major	Minor Crit	Meets?	Major Crit	Minor Crit	Meets?
00:00 - 01:00	0	0	300-No	200-No	No	240-No	160-No	No
01:00 - 02:00	0	0	300-No	200-No	No	240-No	160-No	No
02:00 - 03:00	0	0	300-No	200-No	No	240-No	160-No	No
03:00 - 04:00	0	0	300-No	200-No	No	240-No	160-No	No
04:00 - 05:00	0	0	300-No	200-No	No	240-No	160-No	No
05:00 - 06:00	0	0	300-No	200-No	No	240-No	160-No	No
06:00 - 07:00	606	546	300-Yes	200-Yes	Both	240-Yes	160-Yes	Both
07:00 - 08:00	945	647	300-Yes	200-Yes	Both	240-Yes	160-Yes	Both
08:00 - 09:00	953	712	300-Yes	200-Yes	Both	240-Yes	160-Yes	Both
09:00 - 10:00	887	651	300-Yes	200-Yes	Both	240-Yes	160-Yes	Both
10:00 - 11:00	874	610	300-Yes	200-Yes	Both	240-Yes	160-Yes	Both
11:00 - 12:00	1,092	625	300-Yes	200-Yes	Both	240-Yes	160-Yes	Both
12:00 - 13:00	1,275	757	300-Yes	200-Yes	Both	240-Yes	160-Yes	Both
13:00 - 14:00	1,299	793	300-Yes	200-Yes	Both	240-Yes	160-Yes	Both
14:00 - 15:00	1,178	584	300-Yes	200-Yes	Both	240-Yes	160-Yes	Both
15:00 - 16:00	1,274	931	300-Yes	200-Yes	Both	240-Yes	160-Yes	Both
16:00 - 17:00	1,189	866	300-Yes	200-Yes	Both	240-Yes	160-Yes	Both
17:00 - 18:00	1,053	757	300-Yes	200-Yes	Both	240-Yes	160-Yes	Both
18:00 - 19:00	913	666	300-Yes	200-Yes	Both	240-Yes	160-Yes	Both
19:00 - 20:00	751	580	300-Yes	200-Yes	Both	240-Yes	160-Yes	Both
20:00 - 21:00	682	534	300-Yes	200-Yes	Both	240-Yes	160-Yes	Both
21:00 - 22:00	481	357	300-Yes	200-Yes	Both	240-Yes	160-Yes	Both
22:00 - 23:00	0	0	300-No	200-No	No	240-No	160-No	No
23:00 - 00:00	0	0	300-No	200-No	No	240-No	160-No	No



NORTH

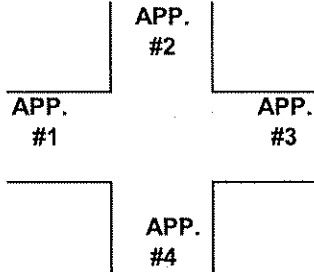
COUNT LOCATION:

7th Avenue @ Main Street

DATE:

06/11/2007

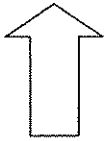
APP. #1 = CSAH 14
APP. #2 = CSAH 7
APP. #3 = CSAH 14
APP. #4 = CSAH 7



- HEAVY VEHICLE- ANY VEHICLE HAVING MORE THAN FOUR TIRES TOUCHING THE PAVEMENT
- A. TRUCKS- A HEAVY VEHICLE INVOLVED PRIMARILY IN THE TRANSPORT OF GOODS OR IN THE DELIVERY OF A SERVICE.
 - B. RV- A HEAVY VEHICLE OPERATED BY A PRIVATE MOTORIST AND INVOLVED IN THE TRANSPORT OF RECREATIONAL EQUIPMENT OR FACILITIES.
 - C. BUSES- A HEAVY VEHICLE INVOLVED IN THE TRANSPORTATION OF GROUPS OF PEOPLE.

TIME	PEDESTRIANS					HEAVY VEHICLES		
	APP. #1	APP. #2	APP. #3	APP. #4	15 MIN TOT	TRUCKS	RV	BUS
6:00-6:15AM						3		
6:15-6:30						5		1
6:30-6:45						2		1
6:45-7:00						5		2
HOURLY TOTAL						HOURLY TOTAL		19
7:00-7:15						4		
7:15-7:30						2		
7:30-7:45						4		1
7:45-8:00						2		
HOURLY TOTAL						HOURLY TOTAL		13
8:00-8:15						1		1
8:15-8:30						3		1
8:30-8:45						2		1
8:45-9:00						2		
HOURLY TOTAL						HOURLY TOTAL		11
9:00-9:15								
9:15-9:30						2		
9:30-9:45						1		
9:45-10:00						4		
HOURLY TOTAL						HOURLY TOTAL		7
10:00-10:15						10		
10:15-10:30						2		
10:30-10:45						3		
10:45-11:00						6		
HOURLY TOTAL						HOURLY TOTAL		21
11:00-11:15						6		
11:15-11:30						3		1
11:30-11:45						5		
11:45-12:00						3		
HOURLY TOTAL						HOURLY TOTAL		18
12:00-12:15								
12:15-12:30						13		1
12:30-12:45						2		
12:45-1:00						7		
HOURLY TOTAL						HOURLY TOTAL		23
1:00-1:15						3		
1:15-1:30						2		2
1:30-1:45						1		2
1:45-2:00						3		
HOURLY TOTAL						HOURLY TOTAL		13
					TOTAL		TOTAL	106

1
2
3
4
5
6
7
8
9
10
11
12
13
14
15
16
17
18
19
20
21
22
23
24
25
26
27
28
29
30
31
32



COUNT LOCATION:

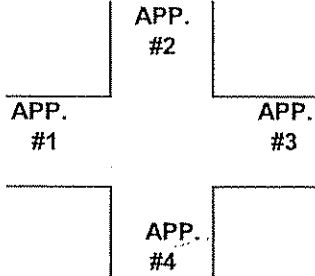
7th Avenue @ Main Street

DATE:

06/11/2006

NORTH

APP. #1 = CSAH 14
APP. #2 = CSAH 7
APP. #3 = CSAH 14
APP. #4 = CSAH 7



- HEAVY VEHICLE- ANY VEHICLE HAVING MORE THAN FOUR TIRES TOUCHING THE PAVEMENT
- A. TRUCKS- A HEAVY VEHICLE INVOLVED PRIMARILY IN THE TRANSPORT OF GOODS OR IN THE DELIVERY OF A SERVICE.
 - B. RV- A HEAVY VEHICLE OPERATED BY A PRIVATE MOTORIST AND INVOLVED IN THE TRANSPORT OF RECREATIONAL EQUIPMENT OR FACILITIES.
 - C. BUSES- A HEAVY VEHICLE INVOLVED IN THE TRANSPORTATION OF GROUPS OF PEOPLE.

TIME	PEDESTRIANS					HEAVY VEHICLES		
	APP. #1	APP. #2	APP. #3	APP. #4	15 MIN TOT	TRUCKS	RV	BUS
2:00-2:15PM						5		1
2:15-2:30						5		2
2:30-2:45						4		
2:45-3:00						2		1
HOURLY TOTAL						HOURLY TOTAL		20
3:00-3:15						4		
3:15-3:30						3		
3:30-3:45						1		
3:45-4:00						2		
HOURLY TOTAL						HOURLY TOTAL		10
4:00-4:15						2		1
4:15-4:30						2		2
4:30-4:45								1
4:45-5:00								
HOURLY TOTAL						HOURLY TOTAL		8
5:00-5:15						4		2
5:15-5:30						2		
5:30-5:45								
5:45-6:00								
HOURLY TOTAL						HOURLY TOTAL		8
6:00-6:15								
6:15-6:30								
6:30-6:45								
6:45-7:00								
HOURLY TOTAL						HOURLY TOTAL		
7:00-7:15								
7:15-7:30								
7:30-7:45								
7:45-8:00								
HOURLY TOTAL						HOURLY TOTAL		
8:00-8:15						1		
8:15-8:30								5
8:30-8:45								
8:45-9:00								
HOURLY TOTAL						HOURLY TOTAL		6
9:00-9:15								
9:15-9:30								
9:30-9:45								
9:45-10:00								
HOURLY TOTAL						HOURLY TOTAL		
					TOTAL		TOTAL	158

1
2
3
4
5
6
7
8
9
10
11
12
13
14
15
16
17
18
19
20
21
22
23
24
25
26
27
28
29
30
31
32