


Date : 06/19/07

Count Number : TMC0716

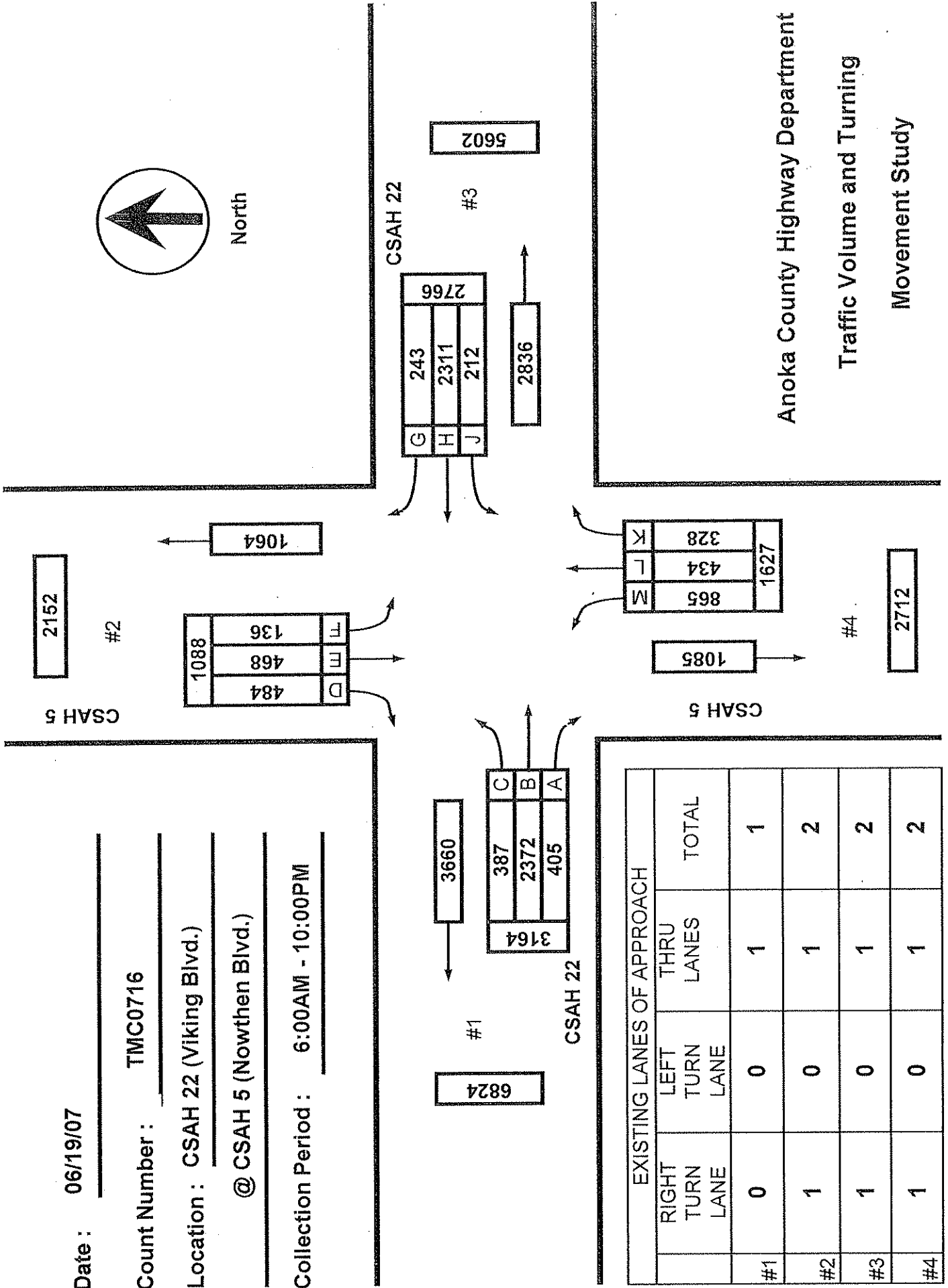
Location : CSAH 22 (Viking Blvd.)

@ CSAH 5 (Nowthen Blvd.)

Collection Period : 6:00AM - 10:00PM



North



	EXISTING LANES OF APPROACH			TOTAL
	RIGHT TURN LANE	LEFT TURN LANE	THRU LANES	
#1	0	0	1	1
#2	1	0	1	2
#3	1	0	1	2
#4	1	0	1	2

Anoka County Highway Department

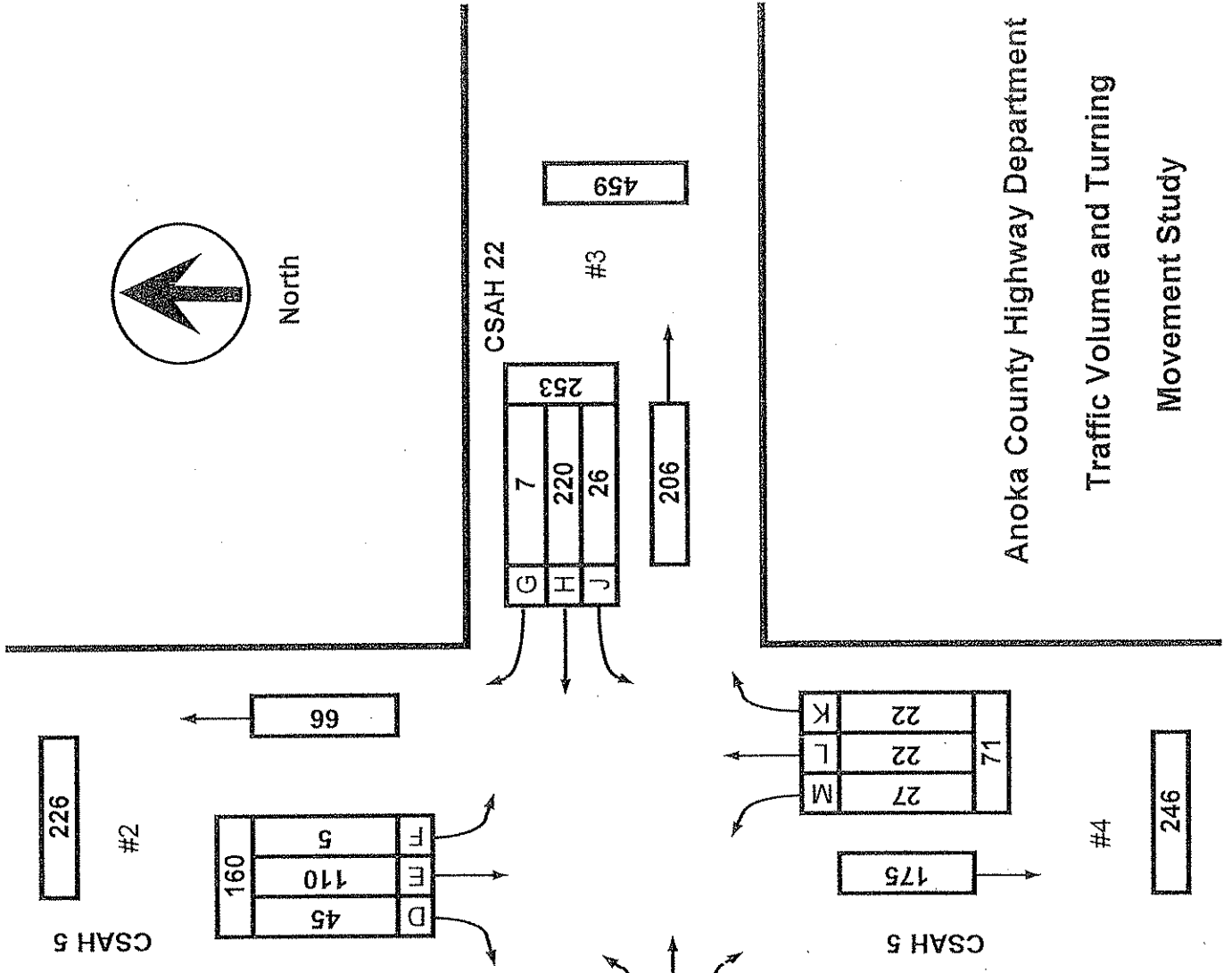
Traffic Volume and Turning

Movement Study

Date : 06/21/07
 Count Number : TMC0716
 Location : CSAH 22 (Viking Blvd.)
 @ CSAH 5 (Nowthen Blvd.)
 Collection Period : AM PEAK
 Hour : 6:30-7:30 AM




North



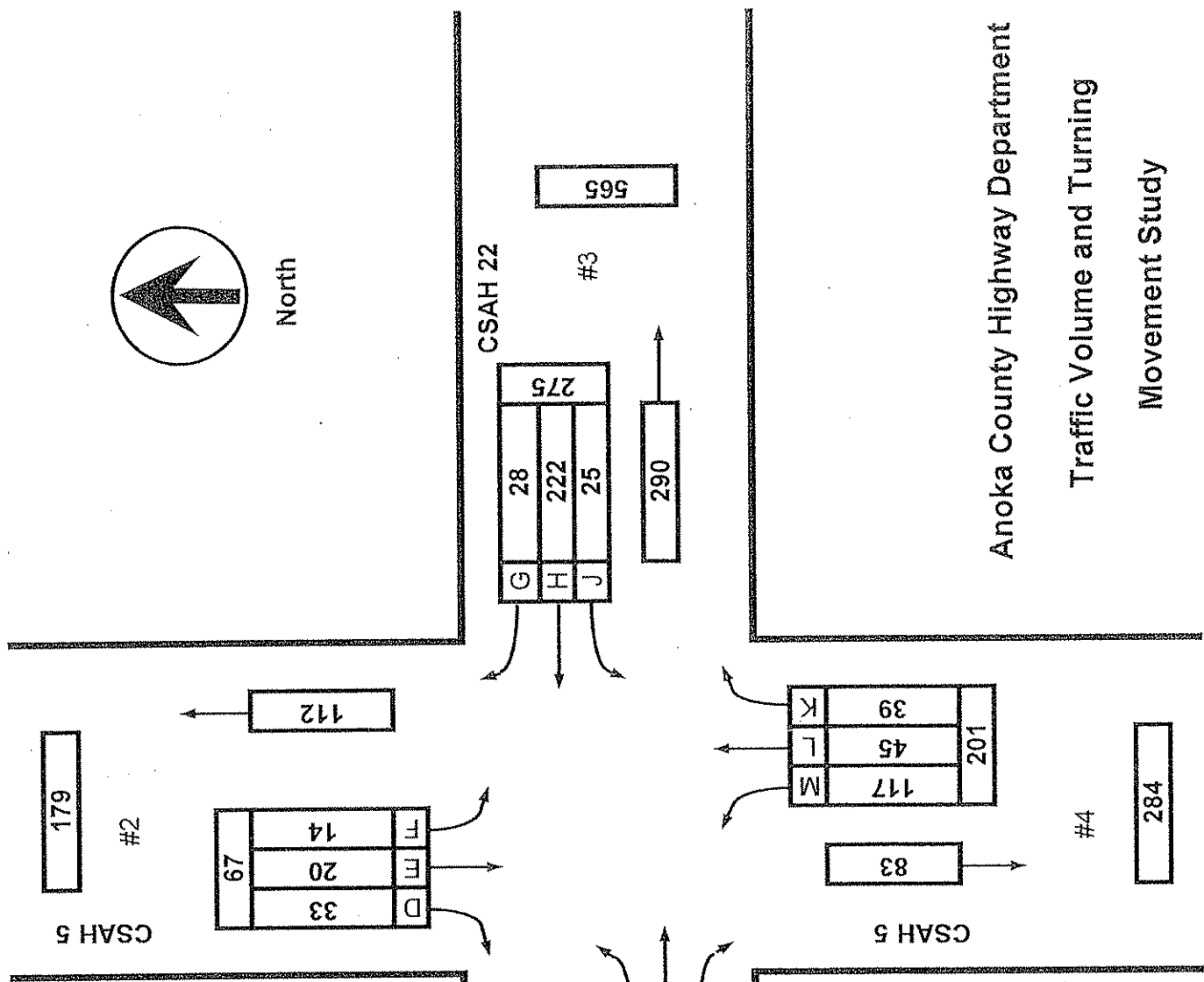
	EXISTING LANES OF APPROACH			TOTAL
	RIGHT TURN LANE	LEFT TURN LANE	THRU LANES	
#1	0	0	1	1
#2	1	0	1	2
#3	1	0	1	2
#4	1	0	1	2

Anoka County Highway Department
 Traffic Volume and Turning
 Movement Study

Date : 06/19/07
 Count Number : TMC0716
 Location : CSAH 22 (Viking Blvd.)
 @ CSAH 5 (Nowthen Blvd.)
 Collection Period : PM PEAK
 Hour : 5:00-6:00 PM



North



	EXISTING LANES OF APPROACH			TOTAL
	RIGHT TURN LANE	LEFT TURN LANE	THRU LANES	
#1	0	0	1	1
#2	1	0	1	2
#3	1	0	1	2
#4	1	0	1	2

Anoka County Highway Department
 Traffic Volume and Turning
 Movement Study



Anoka County Highway Department

Traffic Engineering Section

Traffic Volume and Turning Movement Study

Weather: Sunny and warm
 Counter: DB-400
 Counted by: Anthony/Isaac

File Name : 0716_TMC
 Site Code : 07160102
 Start Date : 6/19/2007
 Page No : 1

Groups Printed- Unshifted

Start Time	CSAH 5 Southbound					CSAH 22 Westbound					CSAH 5 Northbound					CSAH 22 Eastbound					Excl. Total	Inclu. Total	Int. Total
	Left	Thru	Right	Heavy	App. Total	Left	Thru	Right	Heavy	App. Total	Left	Thru	Right	Heavy	App. Total	Left	Thru	Right	Heavy	App. Total			
06:00	1	19	9	1	29	5	10	2	2	17	9	5	3	0	17	6	21	4	5	31	8	94	102
06:15	3	14	3	3	20	5	51	1	2	57	4	0	4	0	8	4	32	12	3	48	8	133	141
06:30	1	40	8	1	49	4	47	0	8	51	6	0	6	0	12	11	31	7	4	49	13	161	174
06:45	3	24	9	1	36	5	57	2	3	64	4	12	4	0	20	12	48	12	6	72	10	192	202
Total	8	97	29	6	134	19	165	5	15	189	23	17	17	0	57	33	132	35	18	200	39	580	619
07:00	0	27	9	1	36	10	63	3	5	76	6	4	6	0	16	6	49	10	18	65	24	193	217
07:15	1	19	19	6	39	7	53	2	7	62	11	6	6	1	23	8	51	10	15	69	29	193	222
07:30	1	18	11	0	30	5	50	2	4	57	14	2	4	0	20	5	44	4	10	53	14	160	174
07:45	0	17	9	3	26	2	39	2	5	43	11	7	5	0	23	7	40	4	6	51	14	143	157
Total	2	81	48	10	131	24	205	9	21	238	42	19	21	1	82	26	184	28	49	238	81	689	770
08:00	2	11	7	1	20	4	48	5	14	57	13	3	2	0	18	6	37	6	5	49	20	144	164
08:15	0	10	8	1	18	1	51	2	14	54	11	3	8	0	22	5	31	7	5	43	20	137	157
08:30	2	11	14	3	27	2	53	8	12	63	7	3	7	2	17	3	33	4	9	40	26	147	173
08:45	0	14	12	2	26	3	35	5	12	43	5	4	2	1	11	3	40	6	16	49	31	129	160
Total	4	46	41	7	91	10	187	20	52	217	36	13	19	3	68	17	141	23	35	181	97	557	654
09:00	4	7	9	0	20	7	37	3	7	47	8	2	4	1	14	2	47	3	10	52	18	133	151
09:15	2	9	8	3	19	3	35	5	7	43	12	8	7	5	27	8	40	7	13	55	28	144	172
09:30	2	5	9	1	16	3	36	4	9	43	5	10	6	6	21	4	34	7	6	45	22	125	147
09:45	3	11	11	1	25	5	48	3	12	56	11	6	9	5	26	2	28	10	10	40	28	147	175
Total	11	32	37	5	80	18	156	15	35	189	36	26	26	17	88	16	149	27	39	192	96	549	645
10:00	2	4	5	0	11	3	35	3	10	41	19	3	11	9	33	5	37	4	8	46	27	131	158
10:15	2	3	7	0	12	4	38	5	10	47	15	3	3	7	21	3	38	5	9	46	26	126	152
10:30	3	6	10	0	19	1	35	3	8	39	14	2	4	5	20	4	31	3	10	38	23	116	139
10:45	5	8	11	0	24	2	39	5	7	46	11	5	7	2	23	5	35	4	10	44	19	137	156
Total	12	21	33	0	66	10	147	16	35	173	59	13	25	23	97	17	141	16	37	174	95	510	605
11:00	1	10	11	2	22	4	40	2	9	46	14	6	3	4	23	9	34	15	11	58	26	149	175
11:15	2	5	7	1	14	3	36	6	10	45	16	2	5	4	23	5	37	5	10	47	25	129	154
11:30	2	4	7	2	13	0	30	0	6	30	17	8	3	4	28	7	36	6	8	49	20	120	140
11:45	2	4	9	1	15	1	19	1	3	21	12	3	6	4	21	8	35	5	6	48	14	105	119
Total	7	23	34	6	64	8	125	9	28	142	59	19	17	16	95	29	142	31	35	202	85	503	588
12:00	2	1	6	1	9	2	42	3	15	47	11	3	3	4	17	9	34	6	12	49	32	122	154
12:15	1	2	13	2	16	2	38	1	10	41	14	3	1	8	18	5	31	5	10	41	30	116	146
12:30	2	8	4	1	14	1	42	2	9	45	7	3	4	4	14	4	29	10	8	43	22	116	138
12:45	1	7	9	2	17	3	28	2	4	33	7	9	7	4	23	7	37	7	7	51	17	124	141
Total	6	18	32	6	56	8	150	8	38	166	39	18	15	20	72	25	131	28	37	184	101	478	579
13:00	2	3	13	1	18	2	45	5	15	52	12	13	4	8	29	4	36	11	10	51	34	150	184
13:15	4	3	12	3	19	3	49	7	9	59	17	4	3	3	24	6	37	8	13	51	28	153	181
13:30	3	9	7	0	19	2	38	2	4	42	30	3	6	18	39	7	41	8	12	56	34	156	190
13:45	2	6	8	0	16	1	27	4	7	32	11	12	5	4	28	4	44	13	7	61	18	137	155
Total	11	21	40	4	72	8	159	18	35	185	70	32	18	33	120	21	158	40	42	219	114	596	710
14:00	0	4	7	2	11	4	21	2	6	27	0	12	2	2	14	2	33	1	8	36	18	88	106
14:15	2	5	13	2	20	3	24	3	3	30	16	5	3	0	24	2	31	1	4	34	9	108	117
14:30	2	10	10	2	22	6	39	1	10	46	15	10	5	0	30	4	42	1	4	47	16	145	161
14:45	3	3	7	0	13	4	36	2	5	42	17	11	7	0	35	5	44	3	5	52	10	142	152
Total	7	22	37	6	66	17	120	8	24	145	48	38	17	2	103	13	150	6	21	169	53	483	536
15:00	9	5	5	1	19	5	32	2	6	39	14	25	10	0	49	8	50	8	8	66	15	173	188
15:15	1	7	14	0	22	6	38	6	5	50	32	4	6	0	42	11	55	8	5	74	10	188	198
15:30	2	9	5	1	16	0	54	2	6	56	30	7	8	0	45	11	58	9	5	78	12	195	207
15:45	3	7	6	1	16	5	34	1	2	40	29	8	9	0	46	12	59	7	8	78	11	180	191
Total	15	28	30	3	73	16	158	11	19	185	105	44	33	0	182	42	222	32	26	296	48	736	784
16:00	2	8	8	0	18	3	46	6	8	55	29	22	7	0	58	12	59	13	5	84	13	215	228
16:15	2	10	8	1	20	3	55	5	5	63	13	14	4	2	31	1	74	1	6	76	14	190	204
16:30	3	6	7	1	16	5	44	5	5	54	18	14	7	0	39	6	67	3	5	76	11	185	196
16:45	2	6	9	1	17	5	45	12	2	62	14	17	4	1	35	3	57	8	5	68	9	182	191
Total	9	30	32	3	71	16	190	28	20	234	74	67	22	3	163	22	257	25	21	304	47	772	819
17:00	3	8	6	1	17	2	63	9	4	74	16	27	7	1	50	8	79	9	6	96	12	237	249
17:15	2	3	2	1	7	8	55	6	2	69	27	7	12	0	46	11	46	10	0	67	3	189	192
17:30	4	7	17	0	28	11	54	5	6	70	28	5	13	0	46	9	54	11	0	74	6	218	224
17:45	5	2	8	0	15	4	50	8	4	62	46	6	7	0	59	11	58	8	5	77	9	213	222
Total	14	20	33	2	67	25	222	28	16	275	117	45	39	1	201	39	237	38	11	314	30	857	887



Anoka County Highway Department

Traffic Engineering Section

Traffic Volume and Turning Movement Study

Weather: Sunny and warm
 Counter: DB-400
 Counted by: Anthony/Isaac

File Name : 0716_TMC
 Site Code : 07160102
 Start Date : 6/19/2007
 Page No : 2

Groups Printed- Unshifted

Start Time	CSAH 5 Southbound					CSAH 22 Westbound					CSAH 5 Northbound					CSAH 22 Eastbound					Exclu. Total	Inclu. Total	Int. Total
	Left	Thru	Right	Heavy	App. Total	Left	Thru	Right	Heavy	App. Total	Left	Thru	Right	Heavy	App. Total	Left	Thru	Right	Heavy	App. Total			
18:00	2	5	10	0	17	5	34	3	2	42	33	9	6	0	48	7	47	5	0	59	2	166	168
18:15	4	3	8	0	15	4	34	7	0	45	14	7	6	0	27	6	39	8	4	53	4	140	144
18:30	2	2	5	0	9	2	29	6	0	37	20	6	5	0	31	6	24	9	0	39	0	116	116
18:45	3	3	3	0	9	8	24	9	0	41	12	5	5	0	22	13	30	4	4	47	4	119	123
Total	11	13	26	0	50	19	121	25	2	165	79	27	22	0	128	32	140	26	8	198	10	541	551
19:00	3	2	4	0	9	3	22	7	0	32	13	3	4	0	20	5	21	3	3	29	3	90	93
19:15	6	3	2	0	11	2	25	3	0	30	2	5	2	0	9	2	21	4	3	27	3	77	80
19:30	1	2	5	0	8	2	25	4	0	31	15	6	5	0	26	8	19	5	2	32	2	97	99
19:45	1	0	3	2	4	0	17	3	0	20	8	3	3	0	14	6	18	3	0	27	2	65	67
Total	11	7	14	2	32	7	89	17	0	113	38	17	14	0	69	21	79	15	8	115	10	329	339
20:00	1	0	4	0	5	1	18	4	0	23	6	4	3	0	13	3	19	2	0	24	0	65	65
20:15	3	1	1	0	5	2	15	4	0	21	11	5	2	0	18	5	18	3	0	26	0	70	70
20:30	0	3	2	0	5	1	14	2	0	17	3	4	2	0	9	5	13	5	0	23	0	54	54
20:45	3	0	1	0	4	2	13	2	0	17	2	9	1	0	12	7	12	7	0	26	0	59	59
Total	7	4	8	0	19	6	60	12	0	78	22	22	8	0	52	20	62	17	0	99	0	248	248
21:00	0	3	2	0	5	0	15	3	0	18	5	3	3	0	11	5	11	4	0	20	0	54	54
21:15	0	0	3	0	3	0	18	6	0	24	7	6	3	0	16	3	11	5	0	19	0	62	62
21:30	0	1	2	0	3	0	11	3	0	14	2	7	5	0	14	3	11	4	0	18	0	49	49
21:45	1	1	3	0	5	1	13	2	0	16	4	1	4	0	9	3	14	5	0	22	0	52	52
Total	1	5	10	0	16	1	57	14	0	72	18	17	15	0	50	14	47	18	0	79	0	217	217
Grand Total	136	468	484	60	1088	212	2311	243	340	2766	865	434	328	119	1627	387	2372	405	387	3164	906	8645	9551
Approach %	12.5	43	44.5			7.7	83.6	8.8			53.2	26.7	20.2			12.2	75	12.8					
Total %	1.6	5.4	5.6		12.6	2.5	26.7	2.8		32	10	5	3.8		18.8	4.5	27.4	4.7		36.6	9.5	90.5	

Start Time	CSAH 5 Southbound				CSAH 22 Westbound				CSAH 5 Northbound				CSAH 22 Eastbound				Int. Total
	Left	Thru	Right	App. Total	Left	Thru	Right	App. Total	Left	Thru	Right	App. Total	Left	Thru	Right	App. Total	
Peak Hour Analysis From 06:00 to 11:45 - Peak 1 of 1																	
Peak Hour for Entire Intersection Begins at 06:30																	
06:30	1	40	8	49	4	47	0	51	6	0	6	12	11	31	7	49	161
06:45	3	24	9	36	5	57	2	64	4	12	4	20	12	48	12	72	192
07:00	0	27	9	36	10	63	3	76	6	4	6	16	6	49	10	65	193
07:15	1	19	19	39	7	53	2	62	11	6	6	23	8	51	10	69	193
Total Volume	5	110	45	160	26	220	7	253	27	22	22	71	37	179	39	255	739
% App. Total	3.1	68.8	28.1		10.3	87	2.8		38	31	31		14.5	70.2	15.3		
PHF	.417	.688	.592	.816	.650	.873	.583	.832	.614	.458	.917	.772	.771	.877	.813	.885	.957

Peak Hour Analysis From 12:00 to 21:45 - Peak 1 of 1																	
Peak Hour for Entire Intersection Begins at 17:00																	
17:00	3	8	6	17	2	63	9	74	16	27	7	50	8	79	9	96	237
17:15	2	3	2	7	8	55	6	69	27	7	12	46	11	46	10	67	189
17:30	4	7	17	28	11	54	5	70	28	5	13	46	9	54	11	74	218
17:45	5	2	8	15	4	50	8	62	46	6	7	59	11	58	8	77	213
Total Volume	14	20	33	67	25	222	28	275	117	45	39	201	39	237	38	314	857
% App. Total	20.9	29.9	49.3		9.1	80.7	10.2		58.2	22.4	19.4		12.4	75.5	12.1		
PHF	.700	.625	.485	.598	.568	.881	.778	.929	.636	.417	.750	.852	.886	.750	.864	.818	.904

**ANOKA COUNTY HIGHWAY
PC-WARRANTS
TRAFFIC SIGNAL WARRANT ANALYSIS**

Study Name : TMC0716
Study Date : 05/11/10
Page No. : 1

Signal Warrants - Summary

Major Street Approaches

Eastbound: CSAH 22
Number of Lanes: 1
Approach Speed: 55
Total Approach Volume: 3,164

Westbound: CSAH 22
Number of Lanes: 2
Approach Speed: 55
Total Approach Volume: 2,766

Minor Street Approaches

Northbound: CSAH 5
Number of Lanes: 2

Total Approach Volume: 1,627

Southbound: CSAH 5
Number of Lanes: 2

Total Approach Volume: 1,088

Warrant Summary (Rural values apply.)

- Warrant 1 - Eight Hour Vehicular Volumes Not Satisfied
 - Warrant 1A - Minimum Vehicular Volume Not Satisfied
Required volumes reached for 3 hours, 8 are needed
 - Warrant 1B - Interruption of Continuous Traffic Not Satisfied
Required volumes reached for 0 hours, 8 are needed
 - Warrant 1 A&B - Combination of Warrants Not Satisfied
Required volumes reached for 2 hours, 8 are needed

- Warrant 2 - Four Hour Volumes Not Satisfied
Number of hours (1) volumes exceed minimum < minimum required (4).

- Warrant 3 - Peak Hour Satisfied
 - Warrant 3A - Peak Hour Delay Satisfied
Number of hours (2) volumes exceed minimum >= required (1). Delay data not evaluated.
 - Warrant 3B - Peak Hour Volumes Not Satisfied
Volumes do not exceed minimums for any hour.

- Warrant 4 - Pedestrian Volumes Not Evaluated

- Warrant 5 - School Crossing Not Evaluated

- Warrant 6 - Coordinated Signal System Not Evaluated

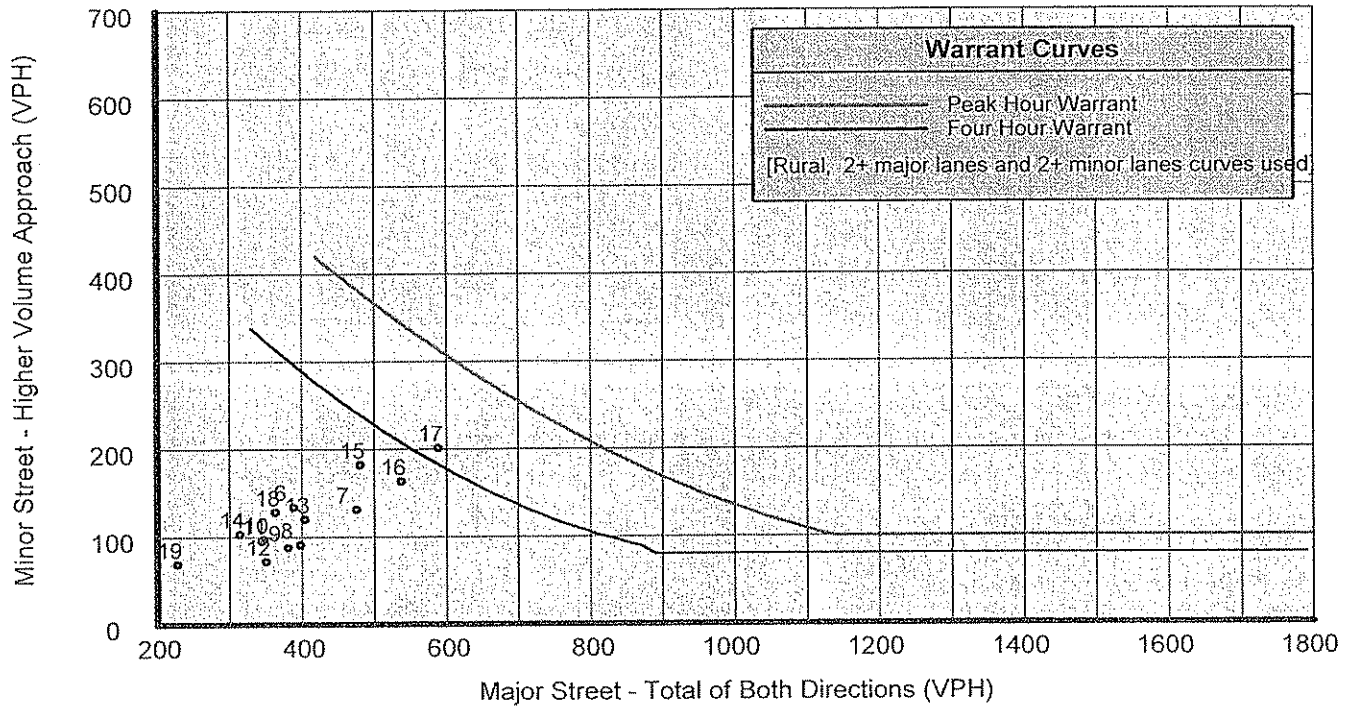
- Warrant 7 - Crash Experience Not Evaluated

- Warrant 8 - Roadway Network Not Evaluated

ANOKA COUNTY HIGHWAY PC-WARRANTS TRAFFIC SIGNAL WARRANT ANALYSIS

Study Name : TMC0716
Study Date : 05/11/10
Page No. : 2

Signal Warrants - Summary



Analysis of 8-Hour Volume Warrants:

Hour Begin	Major Total	Higher Minor		War-1A			War-1B			War-1A&B		
		Vol	Dir	Major Crit	Minor Crit	Meets?	Major Crit	Minor Crit	Meets?	Major Crit	Minor Crit	Meets?
00:00	0	0	NB	420-No	140-No	---	630-No	70-No	---	504-No	112-No	---
01:00	0	0	NB	420-No	140-No	---	630-No	70-No	---	504-No	112-No	---
02:00	0	0	NB	420-No	140-No	---	630-No	70-No	---	504-No	112-No	---
03:00	0	0	NB	420-No	140-No	---	630-No	70-No	---	504-No	112-No	---
04:00	0	0	NB	420-No	140-No	---	630-No	70-No	---	504-No	112-No	---
05:00	0	0	NB	420-No	140-No	---	630-No	70-No	---	504-No	112-No	---
06:00	389	134	SB	420-No	140-No	---	630-No	70-Yes	Minor	504-No	112-Yes	Minor
07:00	476	131	SB	420-Yes	140-No	Major	630-No	70-Yes	Minor	504-No	112-Yes	Minor
08:00	398	91	SB	420-No	140-No	---	630-No	70-Yes	Minor	504-No	112-No	---
09:00	381	88	NB	420-No	140-No	---	630-No	70-Yes	Minor	504-No	112-No	---
10:00	347	97	NB	420-No	140-No	---	630-No	70-Yes	Minor	504-No	112-No	---
11:00	344	95	NB	420-No	140-No	---	630-No	70-Yes	Minor	504-No	112-No	---
12:00	350	72	NB	420-No	140-No	---	630-No	70-Yes	Minor	504-No	112-No	---
13:00	404	120	NB	420-No	140-No	---	630-No	70-Yes	Minor	504-No	112-Yes	Minor
14:00	314	103	NB	420-No	140-No	---	630-No	70-Yes	Minor	504-No	112-No	---
15:00	481	182	NB	420-Yes	140-Yes	Both	630-No	70-Yes	Minor	504-No	112-Yes	Minor
16:00	538	163	NB	420-Yes	140-Yes	Both	630-No	70-Yes	Minor	504-Yes	112-Yes	Both
17:00	589	201	NB	420-Yes	140-Yes	Both	630-No	70-Yes	Minor	504-Yes	112-Yes	Both
18:00	363	128	NB	420-No	140-No	---	630-No	70-Yes	Minor	504-No	112-Yes	Minor
19:00	228	69	NB	420-No	140-No	---	630-No	70-No	---	504-No	112-No	---
20:00	177	52	NB	420-No	140-No	---	630-No	70-No	---	504-No	112-No	---
21:00	151	50	NB	420-No	140-No	---	630-No	70-No	---	504-No	112-No	---
22:00	0	0	NB	420-No	140-No	---	630-No	70-No	---	504-No	112-No	---
23:00	0	0	NB	420-No	140-No	---	630-No	70-No	---	504-No	112-No	---

**ANOKA COUNTY HIGHWAY
PC-WARRANTS
TRAFFIC SIGNAL WARRANT ANALYSIS**

Study Name :
Study Date : 06/22/07
Page No. : 1

Multi-Way Stop Warrant Report

Major Street Approaches

Eastbound: CSAH 22

Total Approach Volume: 3,164
Approach Speed: 55

Westbound: CSAH 22

Total Approach Volume: 2,766
Approach Speed: 55

Minor Street Approaches

Northbound: CSAH 5

Total Approach Volume: 1,627

Southbound: CSAH 5

Total Approach Volume: 1,088

Warrant Summary

Criteria A - Interim Measure Not Evaluated
If traffic signals are justified, stop signs can be installed as an interim measure.

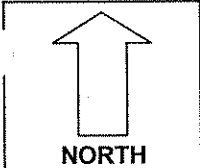
Criteria B - Crash Experience Not Evaluated

Criteria C - Minimum Volumes and Delays Satisfied
Delay data not evaluated
Required volumes reached for 12 hours, 8 are needed

Criteria D - 80% of Volumes, Delays, and Crashes Not Evaluated
Delay data not evaluated
Number of crashes (-1) is less than the minimum required (4).
Required volumes reached for 0 hours, 8 are needed

Analysis of 8 Hour Volume Warrants:

Time	Major Total	Minor Total	Crit C			Crit D		
			Major	Minor Crit	Meets?	Major Crit	Minor Crit	Meets?
00:00 - 01:00	0	0	210-No	140-No	No	240-No	160-No	No
01:00 - 02:00	0	0	210-No	140-No	No	240-No	160-No	No
02:00 - 03:00	0	0	210-No	140-No	No	240-No	160-No	No
03:00 - 04:00	0	0	210-No	140-No	No	240-No	160-No	No
04:00 - 05:00	0	0	210-No	140-No	No	240-No	160-No	No
05:00 - 06:00	0	0	210-No	140-No	No	240-No	160-No	No
06:00 - 07:00	389	191	210-Yes	140-Yes	Both	240-Yes	160-Yes	Both
07:00 - 08:00	476	213	210-Yes	140-Yes	Both	240-Yes	160-Yes	Both
08:00 - 09:00	398	159	210-Yes	140-Yes	Both	240-Yes	160-No	Major
09:00 - 10:00	381	168	210-Yes	140-Yes	Both	240-Yes	160-Yes	Both
10:00 - 11:00	347	163	210-Yes	140-Yes	Both	240-Yes	160-Yes	Both
11:00 - 12:00	344	159	210-Yes	140-Yes	Both	240-Yes	160-No	Major
12:00 - 13:00	350	128	210-Yes	140-No	Major	240-Yes	160-No	Major
13:00 - 14:00	404	192	210-Yes	140-Yes	Both	240-Yes	160-Yes	Both
14:00 - 15:00	314	169	210-Yes	140-Yes	Both	240-Yes	160-Yes	Both
15:00 - 16:00	481	255	210-Yes	140-Yes	Both	240-Yes	160-Yes	Both
16:00 - 17:00	538	234	210-Yes	140-Yes	Both	240-Yes	160-Yes	Both
17:00 - 18:00	589	268	210-Yes	140-Yes	Both	240-Yes	160-Yes	Both
18:00 - 19:00	363	178	210-Yes	140-Yes	Both	240-Yes	160-Yes	Both
19:00 - 20:00	228	101	210-Yes	140-No	Major	240-No	160-No	No
20:00 - 21:00	177	71	210-No	140-No	No	240-No	160-No	No
21:00 - 22:00	151	66	210-No	140-No	No	240-No	160-No	No
22:00 - 23:00	0	0	210-No	140-No	No	240-No	160-No	No
23:00 - 00:00	0	0	210-No	140-No	No	240-No	160-No	No



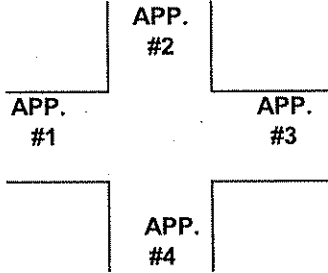
COUNT LOCATION:

CSAH 22 @ CSAH 5

DATE:

06/21/2007

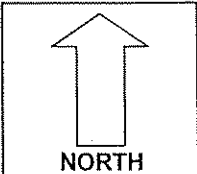
APP. #1 = CSAH 5
APP. #2 = CSAH 22
APP. #3 = CSAH 5
APP. #4 = CSAH 22



- HEAVY VEHICLE- ANY VEHICLE HAVING MORE THAN FOUR TIRES TOUCHING THE PAVEMENT
- A. TRUCKS- A HEAVY VEHICLE INVOLVED PRIMARILY IN THE TRANSPORT OF GOODS OR IN THE DELIVERY OF A SERVICE.
 - B. RV- A HEAVY VEHICLE OPERATED BY A PRIVATE MOTORIST AND INVOLVED IN THE TRANSPORT OF RECREATIONAL EQUIPMENT OR FACILITIES.
 - C. BUSES- A HEAVY VEHICLE INVOLVED IN THE TRANSPORTATION OF GROUPS OF PEOPLE.

TIME	PEDESTRIANS					HEAVY VEHICLES		
	APP. #1	APP. #2	APP. #3	APP. #4	15 MIN TOT	TRUCKS	RV	BUS
6:00-6:15AM						8		
6:15-6:30						10		
6:30-6:45						14		
6:45-7:00						10		
HOURLY TOTAL						HOURLY TOTAL		42
7:00-7:15						24		
7:15-7:30						24		
7:30-7:45						14		
7:45-8:00						14		
HOURLY TOTAL						HOURLY TOTAL		76
8:00-8:15						18		
8:15-8:30						16		
8:30-8:45						27		
8:45-9:00						30		
HOURLY TOTAL						HOURLY TOTAL		91
9:00-9:15						17		
9:15-9:30						28		
9:30-9:45						22		
9:45-10:00						29		
HOURLY TOTAL						HOURLY TOTAL		96
10:00-10:15						28		
10:15-10:30						26		
10:30-10:45						25		
10:45-11:00						18		
HOURLY TOTAL						HOURLY TOTAL		97
11:00-11:15						26		
11:15-11:30						25		2
11:30-11:45						20		
11:45-12:00						14		
HOURLY TOTAL						HOURLY TOTAL		87
12:00-12:15						32		
12:15-12:30						29		
12:30-12:45						21		
12:45-1:00						15		
HOURLY TOTAL						HOURLY TOTAL		97
1:00-1:15						33	1	
1:15-1:30						25		
1:30-1:45						34		
1:45-2:00						17	1	
HOURLY TOTAL						HOURLY TOTAL		111
					TOTAL		TOTAL	655

1
2
3
4
5
6
7
8
9
10
11
12
13
14
15
16
17
18
19
20
21
22
23
24
25
26
27
28
29
30
31
32



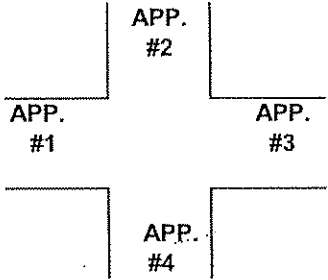
COUNT LOCATION: _____

CSAH 22 @ CSAH 5

DATE: _____

06/19/2006

APP. #1 = CSAH 5
APP. #2 = CSAH 22
APP. #3 = CSAH 5
APP. #4 = CSAH 22



- HEAVY VEHICLE- ANY VEHICLE HAVING MORE THAN FOUR TIRES TOUCHING THE PAVEMENT
- A. TRUCKS- A HEAVY VEHICLE INVOLVED PRIMARILY IN THE TRANSPORT OF GOODS OR IN THE DELIVERY OF A SERVICE.
 - B. RV- A HEAVY VEHICLE OPERATED BY A PRIVATE MOTORIST AND INVOLVED IN THE TRANSPORT OF RECREATIONAL EQUIPMENT OR FACILITIES.
 - C. BUSES- A HEAVY VEHICLE INVOLVED IN THE TRANSPORTATION OF GROUPS OF PEOPLE.

TIME	PEDESTRIANS					HEAVY VEHICLES		
	APP. #1	APP. #2	APP. #3	APP. #4	15 MIN TOT	TRUCKS	RV	BUS
2:00-2:15PM						17		
2:15-2:30						7		
2:30-2:45						13		
2:45-3:00						10		
HOURLY TOTAL								47
3:00-3:15						15		
3:15-3:30						10		
3:30-3:45						17		
3:45-4:00						9		
HOURLY TOTAL						HOURLY TOTAL		51
4:00-4:15						13		
4:15-4:30						11		
4:30-4:45						7		
4:45-5:00						7		
HOURLY TOTAL						HOURLY TOTAL		38
5:00-5:15						8		
5:15-5:30						9		
5:30-5:45						9		
5:45-6:00						10		
HOURLY TOTAL						HOURLY TOTAL		36
6:00-6:15								
6:15-6:30						3		
6:30-6:45						3		
6:45-7:00								
HOURLY TOTAL						HOURLY TOTAL		6
7:00-7:15						4		
7:15-7:30						3		
7:30-7:45						2		
7:45-8:00								
HOURLY TOTAL						HOURLY TOTAL		9
8:00-8:15								
8:15-8:30								
8:30-8:45								
8:45-9:00								
HOURLY TOTAL						HOURLY TOTAL		
9:00-9:15								
9:15-9:30								
9:30-9:45								
9:45-10:00								
HOURLY TOTAL						HOURLY TOTAL		
					TOTAL		TOTAL	840

1
2
3
4
5
6
7
8
9
10
11
12
13
14
15
16
17
18
19
20
21
22
23
24
25
26
27
28
29
30
31
32