


Date : 07/17/07

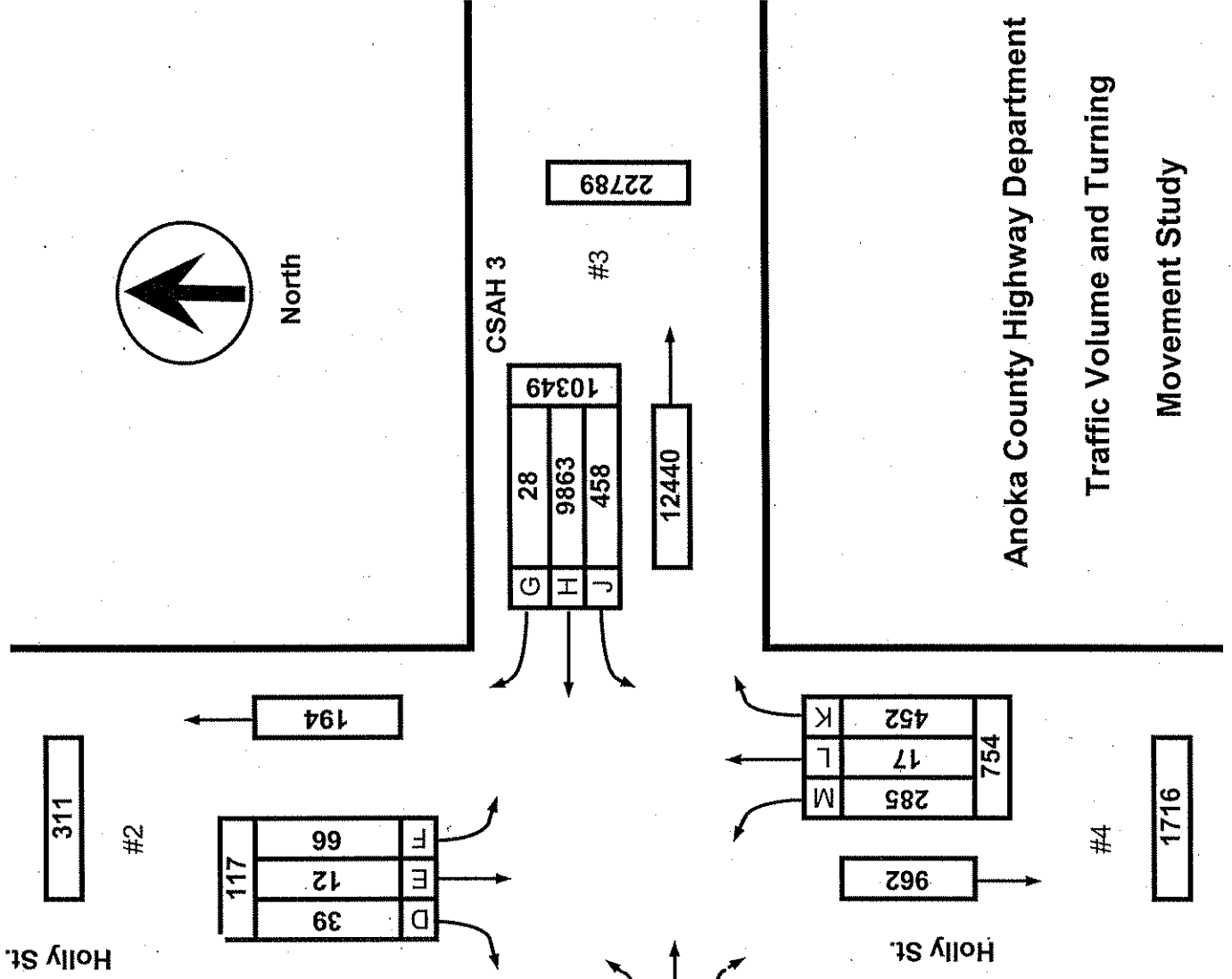
Count Number : TMC0723

Location : CSAH 3 (Coon Rapids Blvd.)

@ Holly St.



North



	LANES OF APPROACH			TOTAL
	RIGHT TURN LANE	LEFT TURN LANE	THRU LANES	
#1	1	1	2	4
#2	1	0	0	1
#3	1	1	2	4
#4	0	1	0	1

Anoka County Highway Department
 Traffic Volume and Turning
 Movement Study

Anoka County Highway Department

Traffic Engineering Section

Traffic Volume and Turning Movement Study

File Name : 0723_TMC

Site Code : 07230202

Start Date : 07/17/200

Page No : 1

Weather: Warm and Sunny

Counter: DB-400

Counted by: Anthony/Isaac

Groups Printed- Unshifted - Bank 1

Start Time	Holly St. Southbound					CSAH 3 Westbound					Holly St. Northbound					CSAH 3 Eastbound					Excl. Total	Incl. Total	Int. Total
	Left	Thru	Right	Heavy	App. Total	Left	Thru	Right	Heavy	App. Total	Left	Thru	Right	Heavy	App. Total	Left	Thru	Right	Heavy	App. Total			
06:00	0	0	0	0	0	4	55	0	1	59	4	0	2	0	6	1	115	4	0	120	1	185	186
06:15	0	0	1	0	1	6	60	0	1	68	6	0	6	0	12	1	206	5	3	212	4	291	295
06:30	1	0	1	0	2	6	66	0	0	72	4	1	7	0	12	1	266	11	2	278	2	364	366
06:45	1	0	0	0	1	8	67	0	3	75	4	1	8	1	13	0	361	5	6	366	10	455	465
Total	2	0	2	0	4	24	248	0	5	272	18	2	23	1	43	3	948	25	11	976	17	1295	1312
07:00	2	0	0	0	2	8	83	0	5	91	10	0	7	1	17	2	255	12	3	269	9	379	388
07:15	0	2	0	0	2	7	86	3	4	96	6	0	12	0	18	2	297	13	6	312	10	428	438
07:30	2	0	0	0	2	8	107	1	2	116	3	1	8	0	12	2	292	10	8	304	10	434	444
07:45	0	1	1	0	2	3	87	0	3	90	9	0	8	2	17	6	358	7	7	371	12	480	492
Total	4	3	1	0	8	26	363	4	14	393	28	1	35	3	64	12	1202	42	24	1256	41	1721	1762
08:00	0	0	3	0	3	10	67	4	7	81	9	0	7	2	16	4	239	10	4	253	13	353	366
08:15	0	0	2	0	2	5	75	3	5	83	7	2	11	0	20	2	214	9	4	225	9	330	339
08:30	0	0	0	0	0	8	61	0	3	69	3	1	5	1	9	3	219	9	6	231	10	309	319
08:45	0	0	0	0	0	21	102	0	5	123	7	1	10	1	18	3	208	6	3	217	9	358	367
Total	0	0	5	0	5	44	305	7	20	356	26	4	33	4	63	12	880	34	17	926	41	1350	1391
09:00	1	0	1	0	2	6	71	2	3	79	4	0	8	2	12	2	181	9	4	192	9	285	294
09:15	0	0	4	0	4	5	74	1	4	80	3	0	8	1	11	0	163	4	9	167	14	262	276
09:30	0	0	0	0	0	4	115	0	3	119	4	0	6	0	10	1	142	6	5	149	8	278	286
09:45	2	0	1	0	3	7	121	0	2	128	4	0	9	0	13	1	168	7	6	176	8	320	328
Total	3	0	6	0	9	22	381	3	12	406	15	0	31	3	46	4	654	26	24	684	39	1145	1184
10:00	5	0	0	0	5	6	112	0	5	118	5	2	7	1	14	2	151	9	7	162	13	299	312
10:15	0	0	0	0	0	6	111	0	4	117	4	0	7	0	11	2	197	9	4	208	8	336	344
10:30	2	0	0	0	2	10	114	0	4	124	3	0	6	2	9	2	202	7	6	211	12	346	358
10:45	1	0	0	0	1	6	112	0	3	118	4	1	8	0	13	3	193	9	6	205	9	337	346
Total	8	0	0	0	8	28	449	0	16	477	16	3	28	3	47	9	743	34	23	786	42	1318	1360
11:00	0	0	0	0	0	4	110	0	0	114	2	0	9	0	11	3	186	4	4	193	4	318	322
11:15	1	0	1	0	2	7	128	0	3	135	5	0	13	0	18	1	194	11	4	206	7	361	368
11:30	2	0	0	0	2	9	101	0	2	110	5	1	12	0	18	2	198	8	6	208	8	338	346
11:45	1	0	0	0	1	6	95	0	0	101	5	2	11	1	18	2	191	15	5	208	6	328	334
Total	4	0	1	0	5	26	434	0	5	460	17	3	45	1	65	8	769	38	19	815	25	1345	1370
12:00	3	0	1	0	4	5	161	0	0	166	4	0	9	0	13	2	222	8	9	232	9	415	424
12:15	0	0	0	0	0	3	140	0	2	143	4	1	18	1	23	1	223	7	6	231	9	397	406
12:30	2	0	0	0	2	2	104	0	0	106	2	2	8	0	12	2	235	9	8	246	8	366	374
12:45	0	0	0	0	0	13	87	0	4	100	3	0	8	0	11	6	219	7	16	232	20	343	363
Total	5	0	1	0	6	23	492	0	6	515	13	3	43	1	59	11	899	31	39	941	46	1521	1567
13:00	0	0	0	0	0	4	123	0	2	127	2	1	8	0	11	3	226	8	10	237	12	375	387
13:15	0	0	0	0	0	3	81	0	0	84	9	0	10	2	19	3	226	10	9	239	11	342	353
13:30	1	1	0	0	2	5	233	0	1	238	10	0	10	0	20	3	206	12	6	221	7	481	488
13:45	0	0	3	0	3	0	203	0	5	203	1	0	5	0	6	2	168	0	4	170	9	382	391
Total	1	1	3	0	5	12	640	0	8	652	22	1	33	2	56	11	826	30	29	867	39	1580	1619
14:00	0	1	3	1	4	15	238	1	4	254	4	0	6	0	10	3	211	2	5	216	10	484	494
14:15	0	1	3	0	4	16	245	4	3	265	4	0	8	0	12	1	202	2	0	205	3	486	489
14:30	0	0	0	0	0	18	223	2	0	243	6	0	6	0	12	0	216	5	0	221	0	476	476
14:45	0	0	2	0	2	12	235	1	0	248	6	0	8	0	14	8	208	8	8	224	8	488	496
Total	0	2	8	1	10	61	941	8	7	1010	20	0	28	0	48	12	837	17	13	866	21	1934	1955
15:00	1	1	3	0	5	1	219	1	1	221	8	0	5	0	13	0	209	5	4	214	5	453	458
15:15	1	1	1	0	3	8	272	0	4	280	6	0	4	0	10	7	218	10	3	235	7	528	535
15:30	0	0	0	0	0	8	284	1	0	293	3	0	13	0	16	5	197	14	5	216	5	525	530
15:45	0	0	2	0	2	13	224	0	0	237	4	0	10	0	14	1	205	14	3	220	3	473	476
Total	2	2	6	0	10	30	999	2	5	1031	21	0	32	0	53	13	829	43	15	885	20	1979	1999
16:00	1	1	0	0	2	9	246	0	0	255	4	0	6	0	10	3	213	9	3	225	3	492	495
16:15	0	0	1	0	1	11	275	0	5	286	4	0	6	0	10	2	201	3	1	206	6	503	509
16:30	0	0	3	0	3	9	342	0	0	351	4	0	6	0	10	0	202	9	5	211	5	575	580
16:45	0	1	0	0	1	5	291	0	0	296	5	0	5	0	10	6	196	5	0	207	0	514	514
Total	1	2	4	0	7	34	1154	0	5	1188	17	0	23	0	40	11	812	26	9	849	14	2084	2098
17:00	3	1	0	0	4	8	265	0	0	273	6	0	7	0	13	3	185	5	0	193	0	483	483
17:15	0	0	0	0	0	8	209	0	0	217	3	0	5	0	8	2	198	9	1	209	1	434	435
17:30	0	0	2	0	2	5	254	1	0	260	4	0	3	0	7	2	198	4	0	204	0	473	473
17:45	1	0	0	0	1	6	234	1	5	241	7	0	6	1	13	4	180	7	3	191	9	446	455
Total	4	1	2	0	7	27	962	2	5	991	20	0	21	1	41	11	761	25	4	797	10	1836	1846
18:00	0	0	4	0	4	6	221	1	0	228	2	0	7	0	9	3	159	20	2	182	2	423	425
18:15	1	0	3	0	4	3	236	0	3	239	4	0	2	0	6	5	162	10	2	177	5	426	431
18:30	0	0	2	0	2	7	231	0	2	238	3	0	2	0	5	2	170	7	2	179	4	424	428
18:45	0	0	0	0	0	5	229	0	0	234	4	0	3	0	7	1	154	9	1	164	1	405	406
Total	1	0	9	0	10	21	917	1	5	939	13	0	14	0	27	11	645	46	7	702	12	1678	1690

Anoka County Highway Department

Traffic Engineering Section

Traffic Volume and Turning Movement Study

File Name : 0723_TMC

Site Code : 07230202

Start Date : 07/17/200

Page No : 2

Weather: Warm and Sunny

Counter: DB-400

Counted by: Anthony/Isaac

Groups Printed- Unshifted - Bank 1

Start Time	Holly St. Southbound					CSAH 3 Westbound					Holly St. Northbound					CSAH 3 Eastbound					Exclu. Total	Inclu. Total	Int. Total
	Left	Thru	Right	Heavy	App. Total	Left	Thru	Right	Heavy	App. Total	Left	Thru	Right	Heavy	App. Total	Left	Thru	Right	Heavy	App. Total			
19:00	2	1	1	0	4	10	213	0	0	223	7	0	6	0	13	3	145	7	2	155	2	395	397
19:15	0	0	0	0	0	5	206	0	0	211	3	0	4	0	7	0	134	11	0	145	0	363	363
19:30	0	0	1	0	1	12	161	0	0	173	2	0	6	0	8	3	125	15	0	143	0	325	325
19:45	0	0	0	0	0	10	154	0	0	164	0	0	0	0	0	1	112	3	0	116	0	280	280
Total	2	1	2	0	5	37	734	0	0	771	12	0	16	0	28	7	516	36	2	559	2	1363	1365
20:00	0	0	2	0	2	5	139	0	0	144	4	0	3	0	7	1	108	5	0	114	0	267	267
20:15	0	0	1	0	1	9	147	0	0	156	5	0	9	0	14	3	96	7	2	106	2	277	279
20:30	1	0	4	0	5	7	155	0	0	162	2	0	7	0	9	2	87	5	0	94	0	270	270
20:45	0	0	0	0	0	5	125	1	0	131	2	0	3	0	5	0	70	5	0	75	0	211	211
Total	1	0	7	0	8	26	566	1	0	593	13	0	22	0	35	6	361	22	2	389	2	1025	1027
21:00	0	0	3	0	3	3	84	0	0	87	4	0	5	0	9	2	63	4	0	69	0	168	168
21:15	0	0	2	0	2	3	71	0	0	74	3	0	6	0	9	1	52	4	0	57	0	142	142
21:30	1	0	1	0	2	4	61	0	0	65	2	0	4	0	6	4	68	6	2	78	2	151	153
21:45	0	0	3	0	3	7	62	0	0	69	5	0	10	0	15	1	57	3	0	61	0	148	148
Total	1	0	9	0	10	17	278	0	0	295	14	0	25	0	39	8	240	17	2	265	2	609	611
Grand Total	39	12	66	1	117	458	9863	28	113	10349	285	17	452	19	754	149	11922	492	240	12563	373	23783	24156
Apprch %	33.3	10.3	56.4			4.4	95.3	0.3			37.8	2.3	59.9			1.2	94.9	3.9					
Total %	0.2	0.1	0.3		0.5	1.9	41.5	0.1		43.5	1.2	0.1	1.9		3.2	0.6	50.1	2.1		52.8	1.5	98.5	
Unshifted	39	12	66		118	458	9863	28		10462	285	17	452		773	149	11922	492		12803	0	0	24156
% Unshifted	100	100	100	100	100	100	100	100	100	100	100	100	100	100	100	100	100	100	100	100	0	0	100
Bank 1	0	0	0		0	0	0	0		0	0	0	0		0	0	0	0		0	0	0	0
% Bank 1	0	0	0		0	0	0	0		0	0	0	0		0	0	0	0		0	0	0	0

**ANOKA COUNTY HIGHWAY
PC-WARRANTS
TRAFFIC SIGNAL WARRANT ANALYSIS**

Study Name :
Study Date : 08/10/07
Page No. : 1

Signal Warrants - Summary

Major Street Approaches

Eastbound: CSAH 3
Number of Lanes: 2
Approach Speed: 50
Total Approach Volume: 12,563

Westbound: CSAH 3
Number of Lanes: 2
Approach Speed: 50
Total Approach Volume: 10,349

Minor Street Approaches

Northbound: Holly St.
Number of Lanes: 1

Total Approach Volume: 754

Southbound: Holly St.
Number of Lanes: 1

Total Approach Volume: 117

Warrant Summary (Rural values apply.)

- Warrant 1 - Eight Hour Vehicular Volumes** Not Satisfied
 - Warrant 1A - Minimum Vehicular Volume** Not Satisfied
Required volumes reached for 0 hours, 8 are needed
 - Warrant 1B - Interruption of Continuous Traffic** Not Satisfied
Required volumes reached for 6 hours, 8 are needed
 - Warrant 1 A&B - Combination of Warrants** Not Satisfied
Required volumes reached for 0 hours, 8 are needed

- Warrant 2 - Four Hour Volumes** Not Satisfied
Number of hours (3) volumes exceed minimum < minimum required (4).

- Warrant 3 - Peak Hour** Not Satisfied
 - Warrant 3A - Peak Hour Delay** Not Satisfied
Approach volumes on minor street don't exceed minimums for any hour. Delay data not evaluated.
 - Warrant 3B - Peak Hour Volumes** Not Satisfied
Volumes do not exceed minimums for any hour.

- Warrant 4 - Pedestrian Volumes** Not Evaluated

- Warrant 5 - School Crossing** Not Evaluated

- Warrant 6 - Coordinated Signal System** Not Evaluated

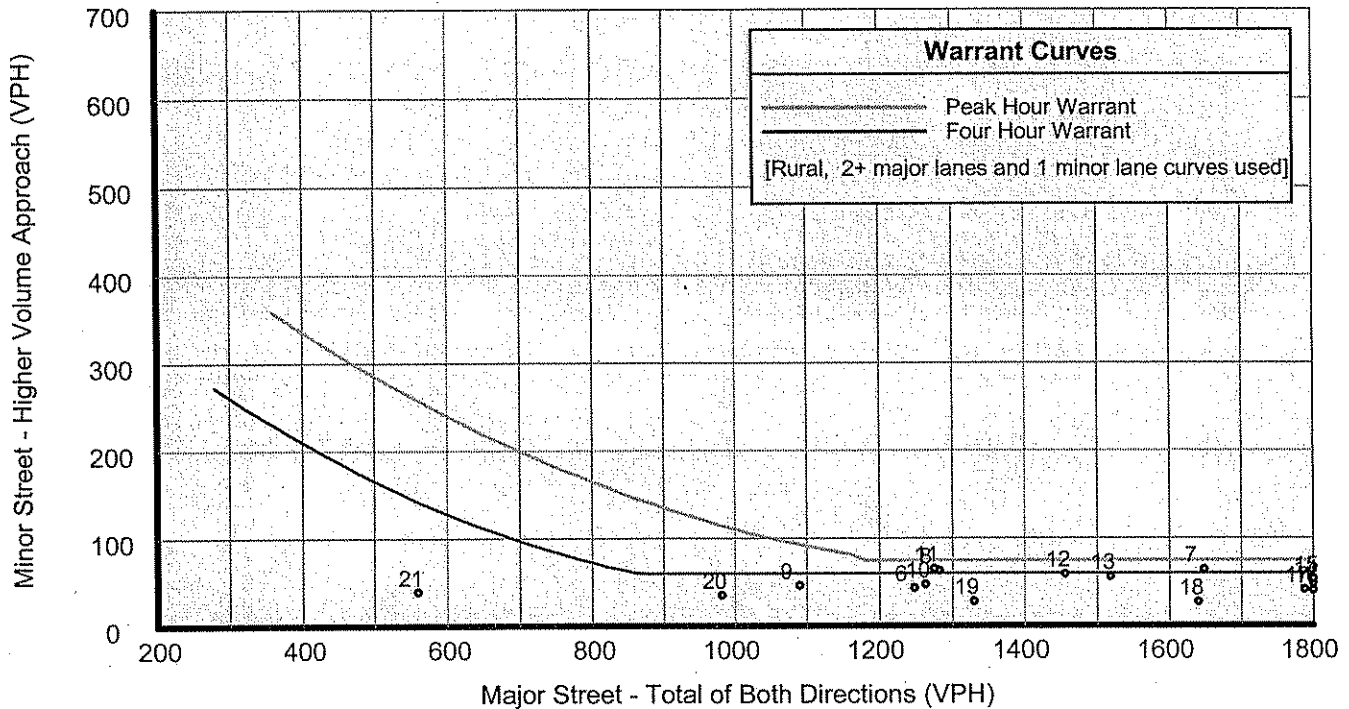
- Warrant 7 - Crash Experience** Not Evaluated

- Warrant 8 - Roadway Network** Not Evaluated

ANOKA COUNTY HIGHWAY PC-WARRANTS TRAFFIC SIGNAL WARRANT ANALYSIS

Study Name :
Study Date : 08/10/07
Page No. : 2

Signal Warrants - Summary



Analysis of 8-Hour Volume Warrants:

Hour Begin	Major Total	Higher Minor		War-1A			War-1B			War-1A&B		
		Vol	Dir	Major Crit	Minor Crit	Meets?	Major Crit	Minor Crit	Meets?	Major Crit	Minor Crit	Meets?
00:00	0	0	NB	420-No	105-No	---	630-No	53-No	---	504-No	84-No	---
01:00	0	0	NB	420-No	105-No	---	630-No	53-No	---	504-No	84-No	---
02:00	0	0	NB	420-No	105-No	---	630-No	53-No	---	504-No	84-No	---
03:00	0	0	NB	420-No	105-No	---	630-No	53-No	---	504-No	84-No	---
04:00	0	0	NB	420-No	105-No	---	630-No	53-No	---	504-No	84-No	---
05:00	0	0	NB	420-No	105-No	---	630-No	53-No	---	504-No	84-No	---
06:00	1,248	43	NB	420-Yes	105-No	Major	630-Yes	53-No	Major	504-Yes	84-No	Major
07:00	1,649	64	NB	420-Yes	105-No	Major	630-Yes	53-Yes	Both	504-Yes	84-No	Major
08:00	1,282	63	NB	420-Yes	105-No	Major	630-Yes	53-Yes	Both	504-Yes	84-No	Major
09:00	1,090	46	NB	420-Yes	105-No	Major	630-Yes	53-No	Major	504-Yes	84-No	Major
10:00	1,263	47	NB	420-Yes	105-No	Major	630-Yes	53-No	Major	504-Yes	84-No	Major
11:00	1,275	65	NB	420-Yes	105-No	Major	630-Yes	53-Yes	Both	504-Yes	84-No	Major
12:00	1,456	59	NB	420-Yes	105-No	Major	630-Yes	53-Yes	Both	504-Yes	84-No	Major
13:00	1,519	56	NB	420-Yes	105-No	Major	630-Yes	53-Yes	Both	504-Yes	84-No	Major
14:00	1,876	48	NB	420-Yes	105-No	Major	630-Yes	53-No	Major	504-Yes	84-No	Major
15:00	1,916	53	NB	420-Yes	105-No	Major	630-Yes	53-Yes	Both	504-Yes	84-No	Major
16:00	2,037	40	NB	420-Yes	105-No	Major	630-Yes	53-No	Major	504-Yes	84-No	Major
17:00	1,788	41	NB	420-Yes	105-No	Major	630-Yes	53-No	Major	504-Yes	84-No	Major
18:00	1,641	27	NB	420-Yes	105-No	Major	630-Yes	53-No	Major	504-Yes	84-No	Major
19:00	1,330	28	NB	420-Yes	105-No	Major	630-Yes	53-No	Major	504-Yes	84-No	Major
20:00	982	35	NB	420-Yes	105-No	Major	630-Yes	53-No	Major	504-Yes	84-No	Major
21:00	560	39	NB	420-Yes	105-No	Major	630-No	53-No	---	504-Yes	84-No	Major
22:00	0	0	NB	420-No	105-No	---	630-No	53-No	---	504-No	84-No	---
23:00	0	0	NB	420-No	105-No	---	630-No	53-No	---	504-No	84-No	---

**ANOKA COUNTY HIGHWAY
PC-WARRANTS
TRAFFIC SIGNAL WARRANT ANALYSIS**

Study Name :
Study Date : 08/10/07
Page No. : 1

Multi-Way Stop Warrant Report

Major Street Approaches

Eastbound: CSAH 3
Total Approach Volume: 12,563
Approach Speed: 50

Westbound: CSAH 3
Total Approach Volume: 10,349
Approach Speed: 50

Minor Street Approaches

Northbound: Holly St.
Total Approach Volume: 754

Southbound: Holly St.
Total Approach Volume: 117

Warrant Summary

Criteria A - Interim Measure Not Evaluated
If traffic signals are justified, stop signs can be installed as an interim measure.

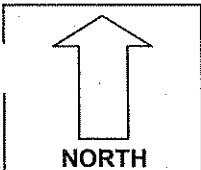
Criteria B - Crash Experience Not Evaluated

Criteria C - Minimum Volumes and Delays Not Satisfied
Delay data not evaluated
Required volumes reached for 0 hours, 8 are needed

Criteria D - 80% of Volumes, Delays, and Crashes Not Evaluated
Delay data not evaluated
Number of crashes (-1) is less than the minimum required (4).
Required volumes reached for 0 hours, 8 are needed

Analysis of 8 Hour Volume Warrants:

Time	Major Total	Minor Total	Crit C			Crit D		
			Major	Minor Crit	Meets?	Major Crit	Minor Crit	Meets?
00:00 - 01:00	0	0	210-No	140-No	No	240-No	160-No	No
01:00 - 02:00	0	0	210-No	140-No	No	240-No	160-No	No
02:00 - 03:00	0	0	210-No	140-No	No	240-No	160-No	No
03:00 - 04:00	0	0	210-No	140-No	No	240-No	160-No	No
04:00 - 05:00	0	0	210-No	140-No	No	240-No	160-No	No
05:00 - 06:00	0	0	210-No	140-No	No	240-No	160-No	No
06:00 - 07:00	1,248	47	210-Yes	140-No	Major	240-Yes	160-No	Major
07:00 - 08:00	1,649	72	210-Yes	140-No	Major	240-Yes	160-No	Major
08:00 - 09:00	1,282	68	210-Yes	140-No	Major	240-Yes	160-No	Major
09:00 - 10:00	1,090	55	210-Yes	140-No	Major	240-Yes	160-No	Major
10:00 - 11:00	1,263	55	210-Yes	140-No	Major	240-Yes	160-No	Major
11:00 - 12:00	1,275	70	210-Yes	140-No	Major	240-Yes	160-No	Major
12:00 - 13:00	1,456	65	210-Yes	140-No	Major	240-Yes	160-No	Major
13:00 - 14:00	1,519	61	210-Yes	140-No	Major	240-Yes	160-No	Major
14:00 - 15:00	1,876	58	210-Yes	140-No	Major	240-Yes	160-No	Major
15:00 - 16:00	1,916	63	210-Yes	140-No	Major	240-Yes	160-No	Major
16:00 - 17:00	2,037	47	210-Yes	140-No	Major	240-Yes	160-No	Major
17:00 - 18:00	1,788	48	210-Yes	140-No	Major	240-Yes	160-No	Major
18:00 - 19:00	1,641	37	210-Yes	140-No	Major	240-Yes	160-No	Major
19:00 - 20:00	1,330	33	210-Yes	140-No	Major	240-Yes	160-No	Major
20:00 - 21:00	982	43	210-Yes	140-No	Major	240-Yes	160-No	Major
21:00 - 22:00	560	49	210-Yes	140-No	Major	240-Yes	160-No	Major
22:00 - 23:00	0	0	210-No	140-No	No	240-No	160-No	No
23:00 - 00:00	0	0	210-No	140-No	No	240-No	160-No	No



COUNT LOCATION: CSAH 3 @ Holly St. DATE: 08/09/2007

APP. #1 =
CSAH 3

APP. #2 =
Holly St.

APP. #3 =
CSAH 3

APP. #4 =
Holly St.

APP. #2

APP. #1 APP. #3

APP. #4

HEAVY VEHICLE- ANY VEHICLE HAVING MORE THAN FOUR TIRES TOUCHING THE PAVEMENT

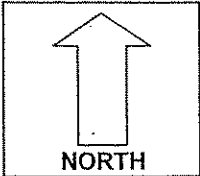
A. TRUCKS- A HEAVY VEHICLE INVOLVED PRIMARILY IN THE TRANSPORT OF GOODS OR IN THE DELIVERY OF A SERVICE.

B. RV- A HEAVY VEHICLE OPERATED BY A PRIVATE MOTORIST AND INVOLVED IN THE TRANSPORT OF RECREATIONAL EQUIPMENT OR FACILITIES.

C. BUSES- A HEAVY VEHICLE INVOLVED IN THE TRANSPORTATION OF GROUPS OF PEOPLE.

TIME	PEDESTRIANS					HEAVY VEHICLES		
	APP. #1	APP. #2	APP. #3	APP. #4	15 MIN TOT	TRUCKS	RV	BUS
6:00-6:15AM						1		
6:15-6:30						4		
6:30-6:45						2		
6:45-7:00						10		
HOURLY TOTAL						HOURLY TOTAL		17
7:00-7:15						6		3
7:15-7:30						8		2
7:30-7:45						10		
7:45-8:00						10	1	1
HOURLY TOTAL						HOURLY TOTAL		41
8:00-8:15						13		
8:15-8:30						9		
8:30-8:45						7		3
8:45-9:00						6		3
HOURLY TOTAL						HOURLY TOTAL		41
9:00-9:15						9		
9:15-9:30						11		
9:30-9:45						8		
9:45-10:00						8		
HOURLY TOTAL						HOURLY TOTAL		36
10:00-10:15						13		
10:15-10:30						8		
10:30-10:45						12		
10:45-11:00						9		
HOURLY TOTAL						HOURLY TOTAL		42
11:00-11:15						4		
11:15-11:30						7		
11:30-11:45						8		
11:45-12:00						6		
HOURLY TOTAL						HOURLY TOTAL		25
12:00-12:15						9		
12:15-12:30						9		
12:30-12:45						8		
12:45-1:00						10		5
HOURLY TOTAL						HOURLY TOTAL		41
1:00-1:15						12		
1:15-1:30						11		
1:30-1:45						7		
1:45-2:00						9		
HOURLY TOTAL						HOURLY TOTAL		39
				TOTAL			TOTAL	265

1
2
3
4
5
6
7
8
9
10
11
12
13
14
15
16
17
18
19
20
21
22
23
24
25
26
27
28
29
30
31
32



COUNT LOCATION: _____

CSAH 3 @ Holly St.

DATE: _____

07/17/2006

APP. #1 = CSAH 3
APP. #2 = Holly St.
APP. #3 = CSAH 3
APP. #4 = Holly St.

APP. #2	APP. #3
APP. #1	APP. #3
APP. #4	

- HEAVY VEHICLE- ANY VEHICLE HAVING MORE THAN FOUR TIRES TOUCHING THE PAVEMENT
- A. TRUCKS- A HEAVY VEHICLE INVOLVED PRIMARILY IN THE TRANSPORT OF GOODS OR IN THE DELIVERY OF A SERVICE.
 - B. RV- A HEAVY VEHICLE OPERATED BY A PRIVATE MOTORIST AND INVOLVED IN THE TRANSPORT OF RECREATIONAL EQUIPMENT OR FACILITIES.
 - C. BUSES- A HEAVY VEHICLE INVOLVED IN THE TRANSPORTATION OF GROUPS OF PEOPLE.

TIME	PEDESTRIANS					HEAVY VEHICLES		
	APP. #1	APP. #2	APP. #3	APP. #4	15 MIN TOT	TRUCKS	RV	BUS
2:00-2:15PM						10		
2:15-2:30						3		
2:30-2:45								
2:45-3:00						6		2
HOURLY TOTAL						HOURLY TOTAL		21
3:00-3:15						5		
3:15-3:30						7		
3:30-3:45						3		2
3:45-4:00								3
HOURLY TOTAL						HOURLY TOTAL		20
4:00-4:15						3		
4:15-4:30						6		
4:30-4:45								5
4:45-5:00								
HOURLY TOTAL						HOURLY TOTAL		14
5:00-5:15								
5:15-5:30						1		
5:30-5:45								
5:45-6:00						9		
HOURLY TOTAL						HOURLY TOTAL		10
6:00-6:15						2		
6:15-6:30						5		
6:30-6:45						4		
6:45-7:00						1		
HOURLY TOTAL						HOURLY TOTAL		12
7:00-7:15								2
7:15-7:30								
7:30-7:45								
7:45-8:00								
HOURLY TOTAL						HOURLY TOTAL		2
8:00-8:15								
8:15-8:30						1		1
8:30-8:45								
8:45-9:00								
HOURLY TOTAL						HOURLY TOTAL		2
9:00-9:15								
9:15-9:30								
9:30-9:45						2		
9:45-10:00								
HOURLY TOTAL						HOURLY TOTAL		2
					TOTAL		TOTAL	348

1
2
3
4
5
6
7
8
9
10
11
12
13
14
15
16
17
18
19
20
21
22
23
24
25
26
27
28
29
30
31
32