


Date : 07/31/07

Count Number : TMC0727

Location : CSAH 78 (Hanson Blvd.)

@ CSAH 20 (161st Ave.)



North

CSAH 78

3730

#2

1820	D	215
	E	1330
	T	275

1910

CSAH 20

278	G
1919	H
650	J

4703

#3

1856

2580

#1

4609

2029	A	520
	B	1144
	C	365

CSAH 20

CSAH 78

2500

#4

4650

446	M
1267	L
437	K
2150	

LANES OF APPROACH

	RIGHT TURN LANE	LEFT TURN LANE	THRU LANES	TOTAL
#1	1	0	1	2
#2	1	0	1	2
#3	1	0	1	2
#4	1	0	1	2

Anoka County Highway Department

Traffic Volume and Turning

Movement Study

Anoka County Highway Department

Traffic Engineering Section

Traffic Volume and Turning Movement Study

File Name : 0727_TMC

Site Code : 07270101

Start Date : 07/31/200

Page No : 1

Weather: Hot and Sunny
 Counter: DB-400
 Counted by: Anthony/Isaac

Groups Printed- Unshifted - Bank 1

Start Time	CSAH 78 Southbound					CSAH 20 Westbound					CSAH 78 Northbound					CSAH 20 Eastbound					Excl. Total	Inclu. Total	Int. Total
	Left	Thru	Right	Heavy	App. Total	Left	Thru	Right	Heavy	App. Total	Left	Thru	Right	Heavy	App. Total	Left	Thru	Right	Heavy	App. Total			
06:00	2	31	6	1	39	11	34	0	1	45	3	7	3	0	13	1	18	6	0	25	2	122	124
06:15	6	33	5	5	44	10	34	2	0	46	8	6	2	2	16	2	22	8	0	32	7	138	145
06:30	6	47	6	3	59	10	52	2	0	64	2	5	2	0	9	0	20	14	1	34	4	166	170
06:45	8	39	6	1	53	17	43	2	1	62	1	7	2	0	10	0	17	3	1	20	3	145	148
Total	22	150	23	10	195	48	163	6	2	217	14	25	9	2	48	3	77	31	2	111	16	571	587
07:00	10	32	8	2	50	17	35	0	3	52	4	2	3	0	9	0	18	5	0	23	5	134	139
07:15	12	42	4	3	58	14	59	4	4	77	3	9	3	0	15	3	16	4	0	23	7	173	180
07:30	7	29	3	2	39	19	50	1	3	70	6	3	1	0	10	1	14	1	0	16	5	135	140
07:45	8	36	2	0	46	15	38	4	2	57	9	8	2	0	19	2	16	3	0	21	2	143	145
Total	37	139	17	7	193	65	182	9	12	256	22	22	9	0	53	6	64	13	0	83	19	585	604
08:00	11	29	2	3	42	5	42	4	2	51	5	7	5	0	17	0	23	7	0	30	5	140	145
08:15	6	30	4	3	40	10	40	4	3	54	3	2	5	0	10	2	12	5	0	19	6	123	129
08:30	3	17	1	1	21	14	25	2	1	41	9	23	7	2	39	1	10	21	1	32	5	133	138
08:45	3	20	2	1	25	6	33	3	1	42	8	29	6	0	43	2	13	17	2	32	4	142	146
Total	23	96	9	8	128	35	140	13	7	188	25	61	23	2	109	5	58	50	3	113	20	538	558
09:00	5	24	3	1	32	11	22	2	2	35	8	18	8	0	34	8	16	10	0	34	3	135	138
09:15	8	29	3	2	40	12	20	2	3	34	7	24	6	5	37	3	16	9	1	28	11	139	150
09:30	3	30	9	3	42	7	21	3	0	31	3	22	1	0	26	1	10	3	0	14	3	113	116
09:45	3	20	5	0	28	16	21	3	2	40	4	15	1	0	20	2	17	6	0	25	2	113	115
Total	19	103	20	6	142	46	84	10	7	140	22	79	16	5	117	14	59	28	1	101	19	500	519
10:00	4	17	6	3	27	6	36	3	3	45	4	14	3	0	21	3	16	3	0	22	6	115	121
10:15	4	20	2	3	26	7	33	1	2	41	9	13	6	1	28	3	19	5	0	27	6	122	128
10:30	5	20	6	1	31	8	26	5	3	39	12	8	7	0	27	4	20	6	4	30	8	127	135
10:45	4	13	1	2	18	9	36	2	9	47	11	10	6	1	27	8	25	10	3	43	15	135	150
Total	17	70	15	9	102	30	131	11	17	172	36	45	22	2	103	18	80	24	7	122	35	499	534
11:00	1	12	2	1	15	22	17	3	3	42	9	14	6	2	29	5	13	6	5	24	11	110	121
11:15	2	23	0	3	25	7	16	3	2	26	6	12	6	2	24	7	15	10	0	32	7	107	114
11:30	1	16	3	4	20	14	29	6	4	49	8	16	6	4	30	8	22	13	5	43	17	142	159
11:45	8	15	5	2	28	12	26	7	2	45	9	34	6	5	49	10	20	6	4	36	13	158	171
Total	12	66	10	10	88	55	88	19	11	162	32	76	24	13	132	30	70	35	14	135	48	517	565
12:00	0	27	2	0	29	13	22	4	2	39	5	14	5	3	24	3	14	8	2	25	7	117	124
12:15	5	23	3	0	31	9	23	5	0	37	7	16	3	0	26	5	17	3	2	25	2	119	121
12:30	6	19	6	3	31	8	23	3	1	34	7	12	6	5	25	5	8	11	2	24	11	114	125
12:45	1	15	3	1	19	9	30	1	5	40	7	13	5	2	25	4	27	9	5	40	13	124	137
Total	12	84	14	4	110	39	98	13	8	150	26	55	19	10	100	17	66	31	11	114	33	474	507
13:00	5	20	1	3	26	9	25	2	3	36	6	11	3	0	20	6	15	7	4	28	10	110	120
13:15	0	11	3	0	14	7	20	3	6	30	5	14	4	1	23	4	12	4	3	20	10	87	97
13:30	3	20	3	2	26	13	34	4	2	51	6	12	3	0	21	2	7	4	1	13	5	111	116
13:45	5	14	2	4	21	12	26	5	2	43	16	11	7	0	34	8	13	10	0	31	6	129	135
Total	13	65	9	9	87	41	105	14	13	160	33	48	17	1	98	20	47	25	8	92	31	437	468
14:00	0	20	4	4	24	5	24	2	0	31	4	11	2	0	17	3	10	9	1	22	5	94	99
14:15	1	10	5	1	16	8	31	6	2	45	10	24	12	1	46	4	24	13	2	41	6	148	154
14:30	3	18	6	1	27	6	32	6	1	44	11	26	7	0	44	4	21	17	0	42	2	157	159
14:45	2	18	2	1	22	7	42	2	2	51	9	28	13	0	50	11	21	9	0	41	3	164	167
Total	6	66	17	7	89	26	129	16	5	171	34	89	34	1	157	22	76	48	3	146	16	563	579
15:00	1	16	6	2	23	10	29	8	2	47	10	26	13	2	49	4	21	12	2	37	8	156	164
15:15	7	22	0	4	29	12	28	9	3	49	8	32	15	4	55	7	29	17	16	53	27	186	213
15:30	4	19	2	0	25	13	39	5	3	57	9	24	13	2	46	15	22	14	4	51	9	179	188
15:45	6	20	2	0	28	11	39	3	2	53	14	31	12	3	57	11	27	10	0	48	5	186	191
Total	18	77	10	6	105	46	135	25	10	206	41	113	53	11	207	37	99	53	22	189	49	707	756
16:00	6	20	3	0	29	11	36	6	3	53	13	22	9	1	44	16	33	6	4	55	8	181	189
16:15	7	24	3	1	34	11	42	13	1	66	10	31	7	0	48	6	35	10	3	51	5	199	204
16:30	3	29	3	0	35	9	36	6	0	51	9	45	22	0	76	10	22	11	0	43	0	205	205
16:45	7	25	4	3	36	9	38	14	2	61	0	76	2	1	78	12	32	10	0	54	6	229	235
Total	23	98	13	4	134	40	152	39	6	231	32	174	40	2	246	44	122	37	7	203	19	814	833
17:00	7	20	9	3	36	15	29	12	5	56	15	51	16	0	82	21	16	13	0	50	8	224	232
17:15	10	15	3	4	28	12	24	9	2	45	6	48	19	3	73	10	39	9	5	58	14	204	218
17:30	2	22	4	1	28	9	52	7	1	68	8	52	12	3	72	12	19	14	1	45	6	213	219
17:45	10	19	7	4	36	10	37	5	3	52	9	41	12	3	62	16	31	8	4	55	14	205	219
Total	29	76	23	12	128	46	142	33	11	221	38	192	59	9	289	59	105	44	10	208	42	846	888
18:00	4	21	0	0	25	14	42	8	1	64	5	42	12	0	59	7	26	10	4	43	5	191	196
18:15	0	18	2	0	20	15	36	6	0	57	9	44	15	5	68	12	19	10	8	41	13	186	199
18:30	3	16	4	0	23	9	20	4	0	33	7	16	15	0	38	7	22	13	0	42	0	136	136
18:45	3	16	1	0	20	7	32	6	0	45	8	18	7	2	33	7	12	4	2	23	4	121	125
Total	10	71	7	0	88	45	130	24	1	199	29	120	49	7	198	33	79	37	14	149	22	634	656

Anoka County Highway Department

Traffic Engineering Section

Traffic Volume and Turning Movement Study

File Name : 0727_TMC

Site Code : 07270101

Start Date : 07/31/200

Page No : 2

Weather: Hot and Sunny

Counter: DB-400

Counted by: Anthony/Isaac

Groups Printed- Unshifted - Bank 1

Start Time	CSAH 78 Southbound					CSAH 20 Westbound					CSAH 78 Northbound					CSAH 20 Eastbound					Excl. Total	Inclu. Total	Int. Total
	Left	Thru	Right	Heavy	App. Total	Left	Thru	Right	Heavy	App. Total	Left	Thru	Right	Heavy	App. Total	Left	Thru	Right	Heavy	App. Total			
19:00	3	13	3	0	19	9	22	2	0	33	6	19	9	1	34	10	24	5	1	39	2	125	127
19:15	1	24	1	0	26	10	17	4	0	31	10	15	5	0	30	3	12	7	0	22	0	109	109
19:30	1	11	3	0	15	7	18	8	1	33	3	11	9	0	23	3	19	7	2	29	3	100	103
19:45	4	10	2	0	16	9	22	7	0	38	3	14	2	0	19	4	9	5	0	18	0	91	91
Total	9	58	9	0	76	35	79	21	1	135	22	59	25	1	106	20	64	24	3	108	5	425	430
20:00	0	19	2	0	21	14	24	5	0	43	5	11	6	0	22	3	6	4	0	13	0	99	99
20:15	5	15	2	0	22	5	23	5	1	33	4	18	2	0	24	5	9	8	1	22	2	101	103
20:30	4	12	3	0	19	3	18	4	0	25	7	13	6	0	26	6	12	7	0	25	0	95	95
20:45	4	13	2	0	19	9	20	0	0	29	3	16	8	0	27	3	9	5	0	17	0	92	92
Total	13	59	9	0	81	31	85	14	1	130	19	58	22	0	99	17	36	24	1	77	2	387	389
21:00	6	13	1	0	20	8	21	1	0	30	8	13	6	0	27	5	9	3	1	17	1	94	95
21:15	2	13	3	0	18	4	23	2	0	29	5	12	3	0	20	1	12	2	0	15	0	82	82
21:30	3	13	4	0	20	7	17	6	0	30	6	14	3	0	23	3	11	7	0	21	0	94	94
21:45	1	13	2	0	16	3	15	2	0	20	2	12	4	0	18	11	10	4	0	25	0	79	79
Total	12	52	10	0	74	22	76	11	0	109	21	51	16	0	88	20	42	16	1	78	1	349	350
Grand Total	275	1330	215	92	1820	650	1919	278	112	2847	446	1267	437	66	2150	365	1144	520	107	2029	377	8846	9223
Approch %	15.1	73.1	11.8			22.8	67.4	9.8			20.7	58.9	20.3			18	56.4	25.6					
Total %	3.1	15	2.4		20.6	7.3	21.7	3.1		32.2	5	14.3	4.9		24.3	4.1	12.9	5.9		22.9	4.1	95.9	
Unshifted	275	1330	215		1912	650	1919	278		2959	446	1267	437		2216	365	1144	520		2136	0	0	9223
% Unshifted	100	100	100	100	100	100	100	100	100	100	100	100	100	100	100	100	100	100	100	100	0	0	100
Bank 1	0	0	0		0	0	0	0		0	0	0	0		0	0	0	0		0	0	0	0
% Bank 1	0	0	0	0	0	0	0	0	0	0	0	0	0	0	0	0	0	0	0	0	0	0	0

**ANOKA COUNTY HIGHWAY
PC-WARRANTS
TRAFFIC SIGNAL WARRANT ANALYSIS**

Study Name :
Study Date : 08/03/07
Page No. : 1

Signal Warrants - Summary

Major Street Approaches

Eastbound: CSAH 20

Number of Lanes: 2
Approach Speed: 55
Total Approach Volume: 2,029

Westbound: CSAH 20

Number of Lanes: 2
Approach Speed: 55
Total Approach Volume: 2,847

Minor Street Approaches

Northbound: CSAH 78

Number of Lanes: 2

Total Approach Volume: 2,150

Southbound: CSAH 78

Number of Lanes: 2

Total Approach Volume: 1,820

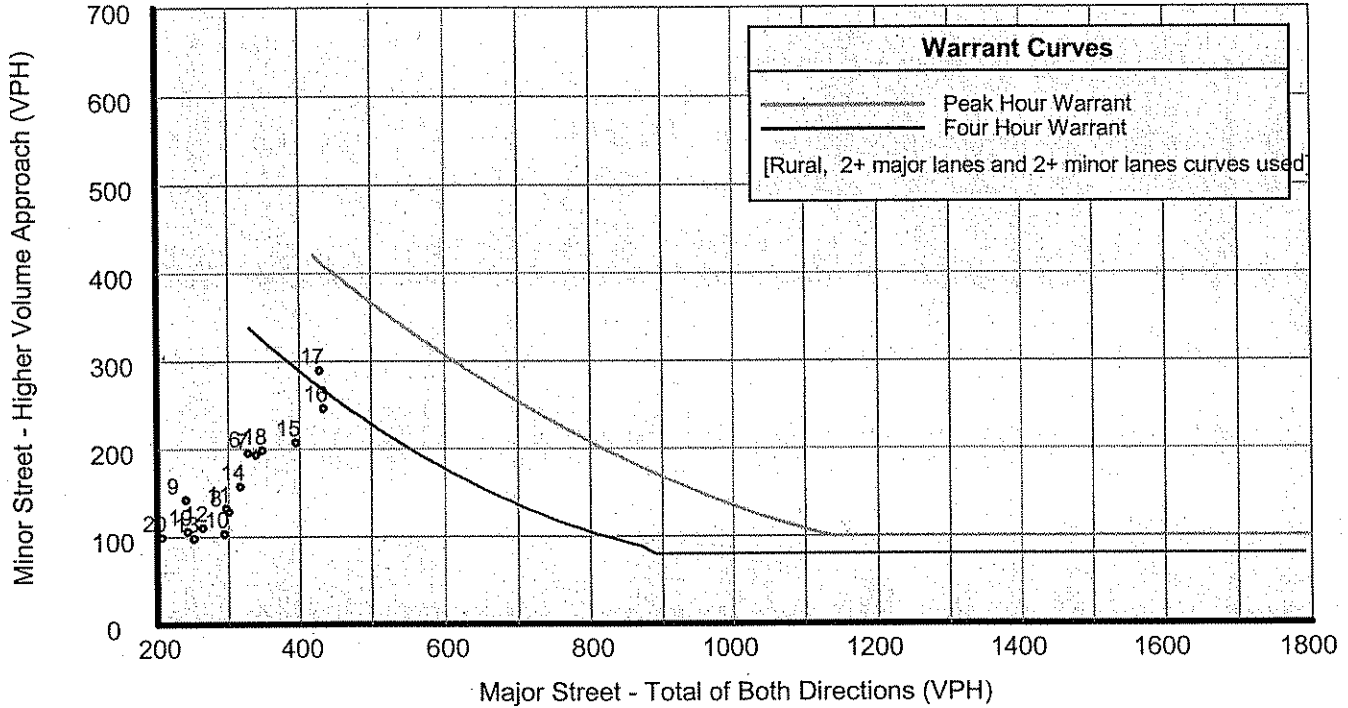
Warrant Summary (Rural values apply.)

Warrant 1 - Eight Hour Vehicular Volumes	Not Satisfied
Warrant 1A - Minimum Vehicular Volume	Not Satisfied
Required volumes reached for 2 hours, 8 are needed	
Warrant 1B - Interruption of Continuous Traffic	Not Satisfied
Required volumes reached for 0 hours, 8 are needed	
Warrant 1 A&B - Combination of Warrants	Not Satisfied
Required volumes reached for 0 hours, 8 are needed	
 Warrant 2 - Four Hour Volumes	 Not Satisfied
Number of hours (1) volumes exceed minimum < minimum required (4).	
 Warrant 3 - Peak Hour	 Not Satisfied
Warrant 3A - Peak Hour Delay	Not Satisfied
Approach volumes on minor street don't exceed minimums for any hour. Delay data not evaluated.	
Warrant 3B - Peak Hour Volumes	Not Satisfied
Volumes do not exceed minimums for any hour.	
 Warrant 4 - Pedestrian Volumes	 Not Evaluated
 Warrant 5 - School Crossing	 Not Evaluated
 Warrant 6 - Coordinated Signal System	 Not Evaluated
 Warrant 7 - Crash Experience	 Not Evaluated
 Warrant 8 - Roadway Network	 Not Evaluated

ANOKA COUNTY HIGHWAY PC-WARRANTS TRAFFIC SIGNAL WARRANT ANALYSIS

Study Name :
Study Date : 08/03/07
Page No. : 2

Signal Warrants - Summary



Analysis of 8-Hour Volume Warrants:

Hour Begin	Major Total	Higher Minor Vol	Dir	War-1A			War-1B			War-1A&B		
				Major Crit	Minor Crit	Meets?	Major Crit	Minor Crit	Meets?	Major Crit	Minor Crit	Meets?
00:00	0	0	NB	420-No	140-No	---	630-No	70-No	---	504-No	112-No	---
01:00	0	0	NB	420-No	140-No	---	630-No	70-No	---	504-No	112-No	---
02:00	0	0	NB	420-No	140-No	---	630-No	70-No	---	504-No	112-No	---
03:00	0	0	NB	420-No	140-No	---	630-No	70-No	---	504-No	112-No	---
04:00	0	0	NB	420-No	140-No	---	630-No	70-No	---	504-No	112-No	---
05:00	0	0	NB	420-No	140-No	---	630-No	70-No	---	504-No	112-No	---
06:00	328	195	SB	420-No	140-Yes	Minor	630-No	70-Yes	Minor	504-No	112-Yes	Minor
07:00	339	193	SB	420-No	140-Yes	Minor	630-No	70-Yes	Minor	504-No	112-Yes	Minor
08:00	301	128	SB	420-No	140-No	---	630-No	70-Yes	Minor	504-No	112-Yes	Minor
09:00	241	142	SB	420-No	140-Yes	Minor	630-No	70-Yes	Minor	504-No	112-Yes	Minor
10:00	294	103	NB	420-No	140-No	---	630-No	70-Yes	Minor	504-No	112-No	---
11:00	297	132	NB	420-No	140-No	---	630-No	70-Yes	Minor	504-No	112-Yes	Minor
12:00	264	110	SB	420-No	140-No	---	630-No	70-Yes	Minor	504-No	112-No	---
13:00	252	98	NB	420-No	140-No	---	630-No	70-Yes	Minor	504-No	112-No	---
14:00	317	157	NB	420-No	140-Yes	Minor	630-No	70-Yes	Minor	504-No	112-Yes	Minor
15:00	395	207	NB	420-No	140-Yes	Minor	630-No	70-Yes	Minor	504-No	112-Yes	Minor
16:00	434	246	NB	420-Yes	140-Yes	Both	630-No	70-Yes	Minor	504-No	112-Yes	Minor
17:00	429	289	NB	420-Yes	140-Yes	Both	630-No	70-Yes	Minor	504-No	112-Yes	Minor
18:00	348	198	NB	420-No	140-Yes	Minor	630-No	70-Yes	Minor	504-No	112-Yes	Minor
19:00	243	106	NB	420-No	140-No	---	630-No	70-Yes	Minor	504-No	112-No	---
20:00	207	99	NB	420-No	140-No	---	630-No	70-Yes	Minor	504-No	112-No	---
21:00	187	88	NB	420-No	140-No	---	630-No	70-Yes	Minor	504-No	112-No	---
22:00	0	0	NB	420-No	140-No	---	630-No	70-No	---	504-No	112-No	---
23:00	0	0	NB	420-No	140-No	---	630-No	70-No	---	504-No	112-No	---

**ANOKA COUNTY HIGHWAY
PC-WARRANTS
TRAFFIC SIGNAL WARRANT ANALYSIS**

Study Name :
Study Date : 08/03/07
Page No. : 1

Multi-Way Stop Warrant Report

Major Street Approaches

Eastbound: CSAH 20

Total Approach Volume: 2,029
Approach Speed: 55

Westbound: CSAH 20

Total Approach Volume: 2,847
Approach Speed: 55

Minor Street Approaches

Northbound: CSAH 78

Total Approach Volume: 2,150

Southbound: CSAH 78

Total Approach Volume: 1,820

Warrant Summary

Criteria A - Interim Measure Not Evaluated
If traffic signals are justified, stop signs can be installed as an interim measure.

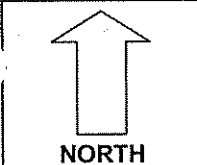
Criteria B - Crash Experience Not Evaluated

Criteria C - Minimum Volumes and Delays Satisfied
Delay data not evaluated
Required volumes reached for 14 hours, 8 are needed

Criteria D - 80% of Volumes, Delays, and Crashes Not Evaluated
Delay data not evaluated
Number of crashes (-1) is less than the minimum required (4).
Required volumes reached for 0 hours, 8 are needed

Analysis of 8 Hour Volume Warrants:

Time	Major Total	Minor Total	Crit C			Crit D		
			Major	Minor Crit	Meets?	Major Crit	Minor Crit	Meets?
00:00 - 01:00	0	0	210-No	140-No	No	240-No	160-No	No
01:00 - 02:00	0	0	210-No	140-No	No	240-No	160-No	No
02:00 - 03:00	0	0	210-No	140-No	No	240-No	160-No	No
03:00 - 04:00	0	0	210-No	140-No	No	240-No	160-No	No
04:00 - 05:00	0	0	210-No	140-No	No	240-No	160-No	No
05:00 - 06:00	0	0	210-No	140-No	No	240-No	160-No	No
06:00 - 07:00	328	243	210-Yes	140-Yes	Both	240-Yes	160-Yes	Both
07:00 - 08:00	339	246	210-Yes	140-Yes	Both	240-Yes	160-Yes	Both
08:00 - 09:00	301	237	210-Yes	140-Yes	Both	240-Yes	160-Yes	Both
09:00 - 10:00	241	259	210-Yes	140-Yes	Both	240-Yes	160-Yes	Both
10:00 - 11:00	294	205	210-Yes	140-Yes	Both	240-Yes	160-Yes	Both
11:00 - 12:00	297	220	210-Yes	140-Yes	Both	240-Yes	160-Yes	Both
12:00 - 13:00	264	210	210-Yes	140-Yes	Both	240-Yes	160-Yes	Both
13:00 - 14:00	252	185	210-Yes	140-Yes	Both	240-Yes	160-Yes	Both
14:00 - 15:00	317	246	210-Yes	140-Yes	Both	240-Yes	160-Yes	Both
15:00 - 16:00	395	312	210-Yes	140-Yes	Both	240-Yes	160-Yes	Both
16:00 - 17:00	434	380	210-Yes	140-Yes	Both	240-Yes	160-Yes	Both
17:00 - 18:00	429	417	210-Yes	140-Yes	Both	240-Yes	160-Yes	Both
18:00 - 19:00	348	286	210-Yes	140-Yes	Both	240-Yes	160-Yes	Both
19:00 - 20:00	243	182	210-Yes	140-Yes	Both	240-Yes	160-Yes	Both
20:00 - 21:00	207	180	210-No	140-Yes	Minor	240-No	160-Yes	Minor
21:00 - 22:00	187	162	210-No	140-Yes	Minor	240-No	160-Yes	Minor
22:00 - 23:00	0	0	210-No	140-No	No	240-No	160-No	No
23:00 - 00:00	0	0	210-No	140-No	No	240-No	160-No	No



COUNT LOCATION: CSAH 78 @ CSAH 20 DATE: 07/31/2007

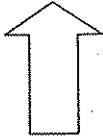
APP. #1 =
CSAH 20
APP. #2 =
CSAH 78
APP. #3 =
CSAH 20
APP. #4 =
CSAH 78

APP. #2
APP. #1
APP. #3
APP. #4

HEAVY VEHICLE- ANY VEHICLE HAVING MORE THAN FOUR TIRES TOUCHING THE PAVEMENT
A. TRUCKS- A HEAVY VEHICLE INVOLVED PRIMARILY IN THE TRANSPORT OF GOODS OR IN THE DELIVERY OF A SERVICE.
B. RV- A HEAVY VEHICLE OPERATED BY A PRIVATE MOTORIST AND INVOLVED IN THE TRANSPORT OF RECREATIONAL EQUIPMENT OR FACILITIES.
C. BUSES- A HEAVY VEHICLE INVOLVED IN THE TRANSPORTATION OF GROUPS OF PEOPLE.

TIME	PEDESTRIANS					HEAVY VEHICLES		
	APP. #1	APP. #2	APP. #3	APP. #4	15 MIN TOT	TRUCKS	RV	BUS
6:00-6:15AM						2		
6:15-6:30						7		
6:30-6:45						4		
6:45-7:00						3		
HOURLY TOTAL						HOURLY TOTAL		16
7:00-7:15						5		
7:15-7:30						7		
7:30-7:45						5		
7:45-8:00						1		1
HOURLY TOTAL						HOURLY TOTAL		19
8:00-8:15						5		
8:15-8:30						2		
8:30-8:45						6		
8:45-9:00						5		
HOURLY TOTAL						HOURLY TOTAL		18
9:00-9:15						4		
9:15-9:30						3		
9:30-9:45						3		
9:45-10:00						11		
HOURLY TOTAL						HOURLY TOTAL		21
10:00-10:15						3		
10:15-10:30						2		
10:30-10:45						6		
10:45-11:00						6		
HOURLY TOTAL						HOURLY TOTAL		17
11:00-11:15						8		
11:15-11:30						15		
11:30-11:45						11		
11:45-12:00						7		
HOURLY TOTAL						HOURLY TOTAL		41
12:00-12:15						7		
12:15-12:30						2		
12:30-12:45						11		
12:45-1:00						11	2	
HOURLY TOTAL						HOURLY TOTAL		33
1:00-1:15						10		
1:15-1:30						10		
1:30-1:45						5		
1:45-2:00						5		1
HOURLY TOTAL						HOURLY TOTAL		31
					TOTAL		TOTAL	180

1
2
3
4
5
6
7
8
9
10
11
12
13
14
15
16
17
18
19
20
21
22
23
24
25
26
27
28
29
30
31
32



NORTH

COUNT LOCATION: CSAH 78 @ CSAH 20 DATE: 07/31/2006

APP. #1 = CSAH 20
APP. #2 = CSAH 78
APP. #3 = CSAH 20
APP. #4 = CSAH 78

APP. #1	APP. #2	APP. #3	APP. #4
---------	---------	---------	---------

- HEAVY VEHICLE- ANY VEHICLE HAVING MORE THAN FOUR TIRES TOUCHING THE PAVEMENT
- A. TRUCKS- A HEAVY VEHICLE INVOLVED PRIMARILY IN THE TRANSPORT OF GOODS OR IN THE DELIVERY OF A SERVICE.
 - B. RV- A HEAVY VEHICLE OPERATED BY A PRIVATE MOTORIST AND INVOLVED IN THE TRANSPORT OF RECREATIONAL EQUIPMENT OR FACILITIES.
 - C. BUSES- A HEAVY VEHICLE INVOLVED IN THE TRANSPORTATION OF GROUPS OF PEOPLE.

TIME	PEDESTRIANS					HEAVY VEHICLES		
	APP. #1	APP. #2	APP. #3	APP. #4	15 MIN TOT	TRUCKS	RV	BUS
2:00-2:15PM						5		
2:15-2:30						6		
2:30-2:45						2		
2:45-3:00						3		
HOURLY TOTAL						HOURLY TOTAL		16
3:00-3:15						8		
3:15-3:30						27		
3:30-3:45						9		
3:45-4:00						5		
HOURLY TOTAL						HOURLY TOTAL		49
4:00-4:15						8		
4:15-4:30						5		
4:30-4:45								
4:45-5:00						6		
HOURLY TOTAL						HOURLY TOTAL		19
5:00-5:15						8		
5:15-5:30						14		
5:30-5:45						6		
5:45-6:00						12		2
HOURLY TOTAL						HOURLY TOTAL		42
6:00-6:15						5		
6:15-6:30						13		
6:30-6:45								
6:45-7:00						4		
HOURLY TOTAL						HOURLY TOTAL		22
7:00-7:15						2		
7:15-7:30								
7:30-7:45						3		
7:45-8:00								
HOURLY TOTAL						HOURLY TOTAL		5
8:00-8:15								
8:15-8:30						2		
8:30-8:45								
8:45-9:00								
HOURLY TOTAL						HOURLY TOTAL		2
9:00-9:15						1		
9:15-9:30								
9:30-9:45								
9:45-10:00								
HOURLY TOTAL						HOURLY TOTAL		1
					TOTAL		TOTAL	336

1
2
3
4
5
6
7
8
9
10
11
12
13
14
15
16
17
18
19
20
21
22
23
24
25
26
27
28
29
30
31
32