


Date : 08/15/07

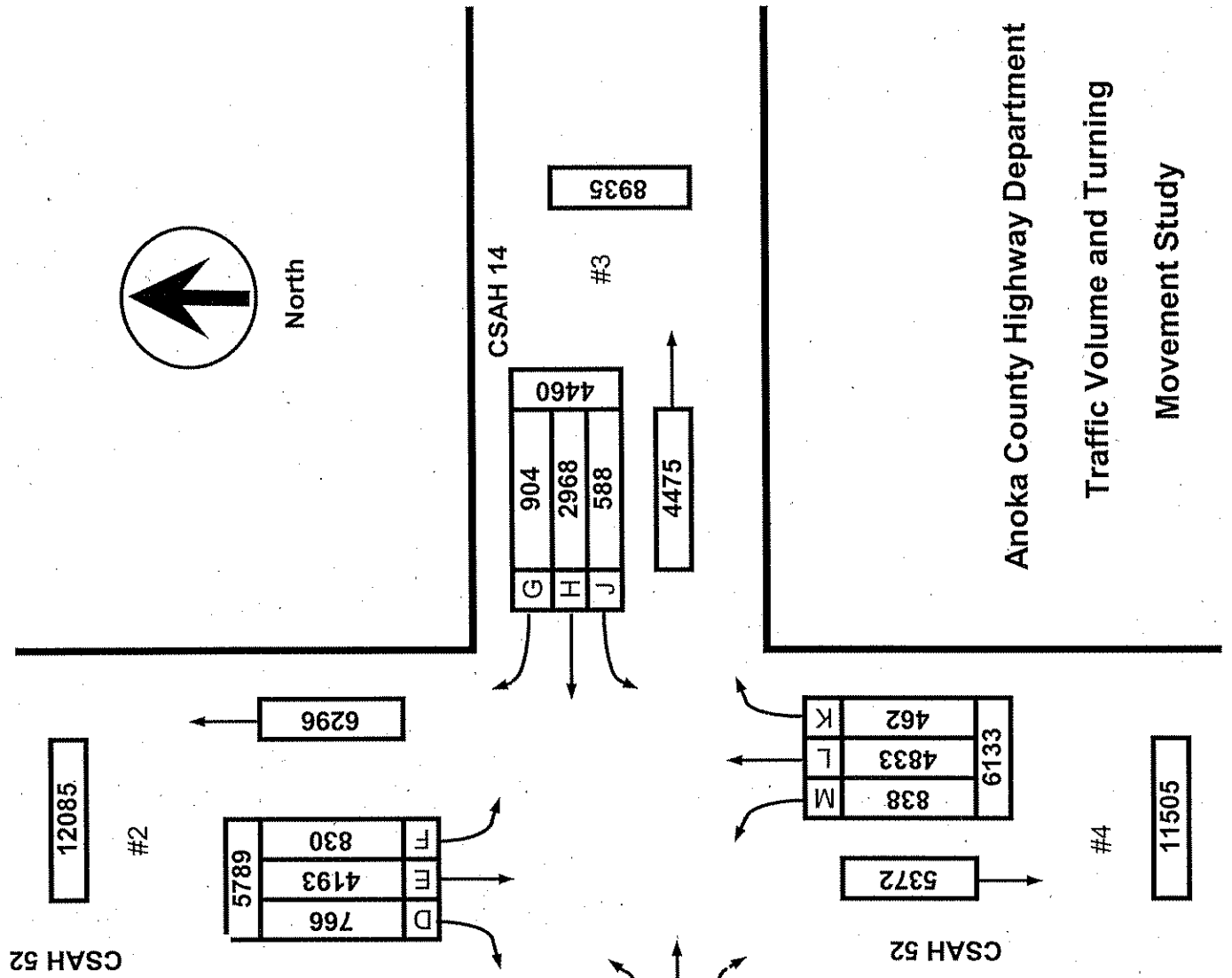
Count Number : TMC0730

Location : CSAH 14 (Main St.)

@ CSAH 52 (Radisson Rd.)



North



	LANES OF APPROACH			TOTAL
	RIGHT TURN LANE	LEFT TURN LANE	THRU LANES	
#1	1	1	2	4
#2	1	1	1	3
#3	1	1	2	4
#4	1	1	2	4

Anoka County Highway Department  
 Traffic Volume and Turning  
 Movement Study



# Anoka County Highway Department

## Traffic Engineering Section

### Traffic Volume and Turning Movement Study

File Name : 0730\_TM1  
 Site Code : 07300202  
 Start Date : 08/15/200  
 Page No : 1

Weather: Sunny and warm  
 Counter: DB-400  
 Counted by: Isaac/Anthony

**Groups Printed- Unshifted**

Start Time	CSAH 52 Southbound					CSAH 14 Westbound					CSAH 52 Northbound					CSAH 14 Eastbound					Excl. Total	Incl. Total	Inl. Total
	Left	Thru	Right	Heavy	App. Total	Left	Thru	Right	Heavy	App. Total	Left	Thru	Right	Heavy	App. Total	Left	Thru	Right	Heavy	App. Total			
06:00	8	74	11	0	93	19	28	7	0	54	5	11	1	0	17	0	38	7	3	45	3	209	212
06:15	17	166	9	0	192	4	27	5	3	36	3	9	2	0	14	4	21	14	0	39	3	281	284
06:30	25	184	12	1	221	6	59	6	3	71	15	15	2	1	32	4	46	21	4	71	9	395	404
06:45	18	175	15	3	208	3	37	10	2	50	15	17	2	3	34	8	67	19	6	94	14	386	400
<b>Total</b>	<b>68</b>	<b>599</b>	<b>47</b>	<b>4</b>	<b>714</b>	<b>32</b>	<b>151</b>	<b>28</b>	<b>8</b>	<b>211</b>	<b>38</b>	<b>52</b>	<b>7</b>	<b>4</b>	<b>97</b>	<b>16</b>	<b>172</b>	<b>61</b>	<b>13</b>	<b>249</b>	<b>29</b>	<b>1271</b>	<b>1300</b>
07:00	19	199	11	1	229	12	38	8	4	58	15	31	1	0	47	9	62	11	0	82	5	416	421
07:15	22	193	12	6	227	2	36	10	3	48	14	39	7	4	60	6	60	9	4	75	17	410	427
07:30	19	203	8	5	230	13	38	24	2	75	10	37	5	3	52	7	57	7	4	71	14	428	442
07:45	19	175	15	4	209	10	56	10	1	76	12	32	5	2	49	4	54	8	3	66	10	400	410
<b>Total</b>	<b>79</b>	<b>770</b>	<b>46</b>	<b>16</b>	<b>895</b>	<b>37</b>	<b>168</b>	<b>52</b>	<b>10</b>	<b>257</b>	<b>51</b>	<b>139</b>	<b>18</b>	<b>9</b>	<b>208</b>	<b>26</b>	<b>233</b>	<b>35</b>	<b>11</b>	<b>294</b>	<b>46</b>	<b>1654</b>	<b>1700</b>
08:00	20	174	10	3	204	13	50	11	1	74	16	32	3	4	51	7	49	6	1	62	9	391	400
08:15	24	105	10	4	139	3	52	7	7	62	9	18	7	1	34	7	46	7	4	60	16	295	311
08:30	21	94	13	3	128	10	50	11	0	71	11	37	5	3	53	4	50	10	0	64	6	316	322
08:45	18	75	25	4	118	7	41	4	10	52	3	31	8	1	42	6	46	5	3	57	18	269	287
<b>Total</b>	<b>83</b>	<b>448</b>	<b>58</b>	<b>14</b>	<b>589</b>	<b>33</b>	<b>193</b>	<b>33</b>	<b>18</b>	<b>259</b>	<b>39</b>	<b>118</b>	<b>23</b>	<b>9</b>	<b>180</b>	<b>24</b>	<b>191</b>	<b>28</b>	<b>8</b>	<b>243</b>	<b>49</b>	<b>1271</b>	<b>1320</b>
09:00	14	74	22	4	110	17	38	13	13	68	12	45	7	1	64	6	43	9	1	58	19	300	319
09:15	12	70	25	5	107	12	42	11	9	65	22	41	11	0	74	3	34	6	0	43	14	289	303
09:30	12	51	13	4	76	6	52	7	7	65	11	41	6	0	58	14	51	5	0	70	11	269	280
09:45	10	49	10	1	69	6	40	10	4	56	20	34	4	0	58	5	54	10	0	69	5	252	257
<b>Total</b>	<b>48</b>	<b>244</b>	<b>70</b>	<b>14</b>	<b>362</b>	<b>41</b>	<b>172</b>	<b>41</b>	<b>33</b>	<b>254</b>	<b>65</b>	<b>161</b>	<b>28</b>	<b>1</b>	<b>254</b>	<b>28</b>	<b>182</b>	<b>30</b>	<b>1</b>	<b>240</b>	<b>49</b>	<b>1110</b>	<b>1159</b>
10:00	11	54	14	3	79	14	37	11	5	62	7	38	13	0	58	10	42	9	0	61	8	260	268
10:15	10	65	15	6	90	8	44	13	4	65	19	46	7	2	72	12	48	9	3	69	15	296	311
10:30	7	60	21	3	88	5	48	8	6	61	19	47	6	3	72	12	50	8	3	70	15	291	306
10:45	7	59	13	4	79	10	32	11	4	53	7	38	8	0	53	11	56	3	0	70	8	255	263
<b>Total</b>	<b>35</b>	<b>238</b>	<b>63</b>	<b>16</b>	<b>336</b>	<b>37</b>	<b>161</b>	<b>43</b>	<b>19</b>	<b>241</b>	<b>52</b>	<b>169</b>	<b>34</b>	<b>5</b>	<b>255</b>	<b>45</b>	<b>196</b>	<b>29</b>	<b>6</b>	<b>270</b>	<b>46</b>	<b>1102</b>	<b>1148</b>
11:00	11	62	16	3	89	9	43	13	7	65	8	42	8	0	58	9	39	9	0	57	10	269	279
11:15	7	65	12	3	84	8	39	13	5	60	10	54	10	3	74	8	45	6	3	59	14	277	291
11:30	10	59	15	3	84	8	45	14	5	67	18	69	18	0	105	2	55	10	0	67	8	323	331
11:45	9	69	13	3	91	8	38	12	4	58	15	52	9	2	76	7	51	4	2	62	11	287	298
<b>Total</b>	<b>37</b>	<b>255</b>	<b>56</b>	<b>12</b>	<b>348</b>	<b>33</b>	<b>165</b>	<b>52</b>	<b>21</b>	<b>250</b>	<b>51</b>	<b>217</b>	<b>45</b>	<b>5</b>	<b>313</b>	<b>26</b>	<b>190</b>	<b>29</b>	<b>5</b>	<b>245</b>	<b>43</b>	<b>1156</b>	<b>1199</b>
12:00	6	61	12	3	79	8	56	7	9	71	10	79	12	1	101	5	56	6	1	67	14	318	332
12:15	8	44	18	3	70	8	48	9	4	65	5	63	5	4	73	5	47	7	3	59	14	267	281
12:30	8	54	10	3	72	6	49	11	12	66	10	58	3	10	71	5	46	7	6	58	31	267	298
12:45	6	44	10	3	60	1	50	6	2	57	15	64	12	2	91	6	44	9	6	59	13	267	280
<b>Total</b>	<b>28</b>	<b>203</b>	<b>50</b>	<b>12</b>	<b>281</b>	<b>23</b>	<b>203</b>	<b>33</b>	<b>27</b>	<b>259</b>	<b>40</b>	<b>264</b>	<b>32</b>	<b>17</b>	<b>336</b>	<b>21</b>	<b>193</b>	<b>29</b>	<b>16</b>	<b>243</b>	<b>72</b>	<b>1119</b>	<b>1191</b>
13:00	3	36	12	3	51	3	59	11	8	73	15	58	6	2	79	10	60	13	3	83	16	286	302
13:15	11	41	17	3	69	5	40	10	5	55	6	66	8	4	80	7	52	7	3	66	15	270	285
13:30	9	42	14	4	65	7	44	9	5	60	4	66	14	1	84	4	56	6	3	66	13	275	288
13:45	6	56	16	3	78	9	50	8	8	67	12	56	9	6	77	10	42	8	6	60	23	282	305
<b>Total</b>	<b>29</b>	<b>175</b>	<b>59</b>	<b>13</b>	<b>263</b>	<b>24</b>	<b>193</b>	<b>38</b>	<b>26</b>	<b>255</b>	<b>37</b>	<b>246</b>	<b>37</b>	<b>13</b>	<b>320</b>	<b>31</b>	<b>210</b>	<b>34</b>	<b>15</b>	<b>275</b>	<b>67</b>	<b>1113</b>	<b>1180</b>
14:00	10	31	10	4	51	8	48	15	8	71	17	60	6	6	83	16	57	15	5	88	23	293	316
14:15	15	33	11	7	59	10	52	16	9	78	20	63	7	7	90	10	64	11	6	85	29	312	341
14:30	15	32	6	8	53	15	50	16	11	81	17	62	15	6	94	5	65	9	5	79	30	307	337
14:45	18	38	9	5	65	11	48	24	7	83	19	68	10	5	97	7	58	10	7	75	24	320	344
<b>Total</b>	<b>58</b>	<b>134</b>	<b>36</b>	<b>24</b>	<b>228</b>	<b>44</b>	<b>198</b>	<b>71</b>	<b>35</b>	<b>313</b>	<b>73</b>	<b>253</b>	<b>38</b>	<b>24</b>	<b>364</b>	<b>38</b>	<b>244</b>	<b>45</b>	<b>23</b>	<b>327</b>	<b>106</b>	<b>1232</b>	<b>1338</b>
15:00	17	38	8	4	63	8	54	16	7	78	20	80	9	16	109	9	66	13	6	88	33	338	371
15:15	17	40	12	5	69	10	87	20	7	117	21	174	11	9	206	8	73	10	6	91	27	483	510
15:30	19	37	10	5	66	8	78	16	4	102	18	167	11	8	196	14	73	9	7	96	24	460	484
15:45	0	1	0	0	1	1	1	0	0	2	33	178	6	2	217	29	46	3	2	78	4	298	302
<b>Total</b>	<b>53</b>	<b>116</b>	<b>30</b>	<b>14</b>	<b>199</b>	<b>27</b>	<b>220</b>	<b>52</b>	<b>18</b>	<b>299</b>	<b>92</b>	<b>699</b>	<b>37</b>	<b>35</b>	<b>728</b>	<b>60</b>	<b>258</b>	<b>35</b>	<b>21</b>	<b>353</b>	<b>68</b>	<b>1579</b>	<b>1667</b>
16:00	15	50	11	3	76	10	61	26	9	97	27	253	1	4	281	20	63	10	5	93	21	547	568
16:15	15	40	21	1	76	8	73	22	6	103	21	255	2	2	278	14	66	19	2	99	11	556	567
16:30	14	63	14	2	91	12	61	33	6	106	26	233	2	0	261	19	68	9	1	96	9	554	563
16:45	15	61	16	2	92	7	67	23	4	97	12	238	2	3	252	6	58	26	0	90	9	531	540
<b>Total</b>	<b>59</b>	<b>214</b>	<b>62</b>	<b>8</b>	<b>335</b>	<b>37</b>	<b>262</b>	<b>104</b>	<b>25</b>	<b>403</b>	<b>86</b>	<b>979</b>	<b>7</b>	<b>9</b>	<b>1072</b>	<b>59</b>	<b>255</b>	<b>64</b>	<b>8</b>	<b>378</b>	<b>50</b>	<b>2188</b>	<b>2238</b>
17:00	15	50	6	2	71	16	74	34	10	124	26	247	3	6	276	10	66	9	2	85	20	556	576
17:15	13	45	9	0	67	18	53	29	4	100	25	253	10	4	288	16	68	15	2	99	10	554	564
17:30	17	65	10	2	92	11	44	23	6	78	2	165	6	3	173	14	45	8	4	67	15	410	425
17:45	38	112	28	6	178	35	115	80	8	230	32	136	11	3	179	14	58	15	4	87	21	674	695
<b>Total</b>	<b>83</b>	<b>272</b>	<b>53</b>	<b>10</b>	<b>408</b>	<b>80</b>	<b>286</b>	<b>166</b>	<b>28</b>	<b>532</b>	<b>85</b>	<b>801</b>	<b>30</b>	<b>16</b>	<b>916</b>	<b>54</b>	<b>237</b>	<b>47</b>	<b>12</b>	<b>338</b>	<b>66</b>		



# Anoka County Highway Department

## Traffic Engineering Section

### Traffic Volume and Turning Movement Study

Weather: Sunny and warm  
 Counter: DB-400  
 Counted by: Isaac/Anthony

File Name : 0730\_TM  
 Site Code : 07300202  
 Start Date : 08/15/200  
 Page No : 2

Groups Printed- Unshifted

Start Time	CSAH 52 Southbound					CSAH 14 Westbound					CSAH 52 Northbound					CSAH 14 Eastbound					Exclu. Total	Inclu. Total	Int. Total
	Left	Thru	Right	Heavy	App. Total	Left	Thru	Right	Heavy	App. Total	Left	Thru	Right	Heavy	App. Total	Left	Thru	Right	Heavy	App. Total			
18:00	17	53	17	2	87	19	56	22	1	97	19	94	10	1	123	12	77	10	1	99	5	406	411
18:15	16	31	16	1	63	25	51	29	1	105	18	64	11	0	93	5	54	9	0	68	2	329	331
18:30	15	53	14	2	82	15	57	20	0	92	13	89	11	1	113	16	50	18	0	84	3	371	374
18:45	12	59	10	0	81	7	45	14	1	66	7	70	8	0	85	11	54	8	0	73	1	305	306
Total	60	196	57	5	313	66	209	85	3	360	57	317	40	2	414	44	235	45	1	324	11	1411	1422
19:00	12	44	13	1	69	15	55	19	1	89	4	68	10	1	82	17	49	16	0	82	3	322	325
19:15	21	52	6	0	79	8	61	14	2	83	6	71	12	0	89	10	57	9	0	76	2	327	329
19:30	22	22	8	2	52	9	31	5	0	45	10	52	12	0	74	9	32	11	0	52	2	223	225
19:45	12	45	12	0	69	7	37	10	1	54	7	57	6	0	70	8	53	6	1	67	2	260	262
Total	67	163	39	3	269	39	184	48	4	271	27	248	40	1	315	44	191	42	1	277	9	1132	1141
20:00	9	32	5	3	46	9	51	19	1	79	12	68	8	0	88	13	53	15	0	81	4	294	298
20:15	6	32	9	1	47	4	40	5	1	49	6	52	5	0	63	6	37	6	2	49	4	208	212
20:30	9	28	11	1	48	7	36	4	2	47	5	36	7	0	48	3	42	7	2	52	5	195	200
20:45	5	26	4	0	35	6	30	15	1	51	11	57	5	0	73	8	26	3	1	37	2	196	198
Total	29	118	29	5	176	26	157	43	5	226	34	213	25	0	272	30	158	31	5	219	15	893	908
21:00	10	12	6	1	28	3	19	5	0	27	2	22	14	0	38	8	16	3	0	27	1	120	121
21:15	2	15	3	0	20	4	16	7	0	27	4	19	2	0	25	3	13	2	0	18	0	90	90
21:30	1	13	1	0	15	1	4	1	0	6	3	12	2	0	17	1	3	1	0	5	0	43	43
21:45	1	8	1	0	10	1	7	2	0	10	2	4	3	0	9	1	6	1	0	8	0	37	37
Total	14	48	11	1	73	9	46	15	0	70	11	57	21	0	89	13	38	7	0	58	1	290	291
<b>Total</b>	<b>830</b>	<b>4193</b>	<b>766</b>	<b>171</b>	<b>5789</b>	<b>588</b>	<b>2968</b>	<b>904</b>	<b>280</b>	<b>4460</b>	<b>838</b>	<b>4833</b>	<b>462</b>	<b>150</b>	<b>6133</b>	<b>559</b>	<b>3183</b>	<b>591</b>	<b>146</b>	<b>4333</b>	<b>747</b>	<b>20715</b>	<b>21462</b>
<b>prch %</b>	<b>14.3</b>	<b>72.4</b>	<b>13.2</b>			<b>13.2</b>	<b>66.5</b>	<b>20.3</b>			<b>13.7</b>	<b>78.8</b>	<b>7.5</b>			<b>12.9</b>	<b>73.5</b>	<b>13.6</b>					
<b>Total %</b>	<b>4</b>	<b>20.2</b>	<b>3.7</b>		<b>27.9</b>	<b>2.8</b>	<b>14.3</b>	<b>4.4</b>		<b>21.5</b>	<b>4</b>	<b>23.3</b>	<b>2.2</b>		<b>29.6</b>	<b>2.7</b>	<b>15.4</b>	<b>2.9</b>		<b>20.9</b>	<b>3.5</b>	<b>96.5</b>	

**ANOKA COUNTY HIGHWAY**  
**PC-WARRANTS**  
**TRAFFIC SIGNAL WARRANT ANALYSIS**

**Signal Warrants - Summary**

**Major Street Approaches**

**Northbound: CSAH 52**  
 Number of Lanes: 2  
 Approach Speed: 55  
 Total Approach Volume: 6,133

**Southbound: CSAH 52**  
 Number of Lanes: 2  
 Approach Speed: 45  
 Total Approach Volume: 5,789

**Minor Street Approaches**

**Eastbound: CSAH 14**  
 Number of Lanes: 2  
 Total Approach Volume: 4,333

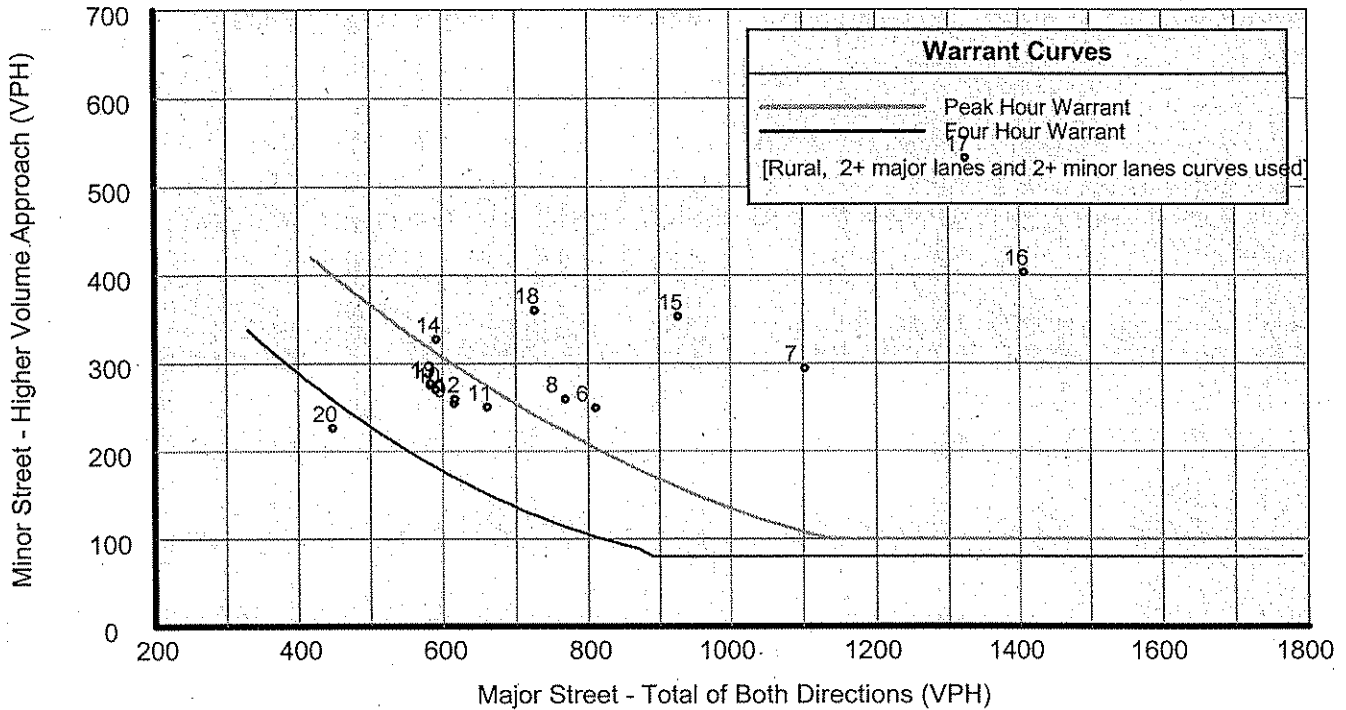
**Westbound: CSAH 14**  
 Number of Lanes: 2  
 Total Approach Volume: 4,460

**Warrant Summary (Rural values apply.)**

<b>Warrant 1 - Eight Hour Vehicular Volumes</b> .....	<b>Satisfied</b>
<b>Warrant 1A - Minimum Vehicular Volume</b> ..... Satisfied	
Required volumes reached for 15 hours, 8 are needed	
<b>Warrant 1B - Interruption of Continuous Traffic</b> ..... Satisfied	
Required volumes reached for 8 hours, 8 are needed	
<b>Warrant 1 A&amp;B - Combination of Warrants</b> ..... Satisfied	
Required volumes reached for 14 hours, 8 are needed	
<b>Warrant 2 - Four Hour Volumes</b> .....	<b>Satisfied</b>
Number of hours (14) volumes exceed minimum >= minimum required (4).	
<b>Warrant 3 - Peak Hour</b> .....	<b>Satisfied</b>
<b>Warrant 3A - Peak Hour Delay</b> ..... Satisfied	
Number of hours (58) volumes exceed minimum >= required (1). Delay data not evaluated.	
<b>Warrant 3B - Peak Hour Volumes</b> ..... Satisfied	
Volumes exceed minimums for at least one hour.	
<b>Warrant 4 - Pedestrian Volumes</b> .....	<b>Not Evaluated</b>
<b>Warrant 5 - School Crossing</b> .....	<b>Not Evaluated</b>
<b>Warrant 6 - Coordinated Signal System</b> .....	<b>Not Evaluated</b>
<b>Warrant 7 - Crash Experience</b> .....	<b>Not Evaluated</b>
<b>Warrant 8 - Roadway Network</b> .....	<b>Not Evaluated</b>

# ANOKA COUNTY HIGHWAY PC-WARRANTS TRAFFIC SIGNAL WARRANT ANALYSIS

## Signal Warrants - Summary



### Analysis of 8-Hour Volume Warrants:

Hour Begin	Major Total	Higher Minor		War-1A			War-1B			War-1A&B		
		Vol	Dir	Major Crit	Minor Crit	Meets?	Major Crit	Minor Crit	Meets?	Major Crit	Minor Crit	Meets?
00:00	0	0	EB	420-No	140-No	---	630-No	70-No	---	504-No	112-No	---
01:00	0	0	EB	420-No	140-No	---	630-No	70-No	---	504-No	112-No	---
02:00	0	0	EB	420-No	140-No	---	630-No	70-No	---	504-No	112-No	---
03:00	0	0	EB	420-No	140-No	---	630-No	70-No	---	504-No	112-No	---
04:00	0	0	EB	420-No	140-No	---	630-No	70-No	---	504-No	112-No	---
05:00	0	0	EB	420-No	140-No	---	630-No	70-No	---	504-No	112-No	---
06:00	811	249	EB	420-Yes	140-Yes	Both	630-Yes	70-Yes	Both	504-Yes	112-Yes	Both
07:00	1,103	294	EB	420-Yes	140-Yes	Both	630-Yes	70-Yes	Both	504-Yes	112-Yes	Both
08:00	769	259	WB	420-Yes	140-Yes	Both	630-Yes	70-Yes	Both	504-Yes	112-Yes	Both
09:00	616	254	WB	420-Yes	140-Yes	Both	630-No	70-Yes	Minor	504-Yes	112-Yes	Both
10:00	591	270	EB	420-Yes	140-Yes	Both	630-No	70-Yes	Minor	504-Yes	112-Yes	Both
11:00	661	250	WB	420-Yes	140-Yes	Both	630-Yes	70-Yes	Both	504-Yes	112-Yes	Both
12:00	617	259	WB	420-Yes	140-Yes	Both	630-No	70-Yes	Minor	504-Yes	112-Yes	Both
13:00	583	275	EB	420-Yes	140-Yes	Both	630-No	70-Yes	Minor	504-Yes	112-Yes	Both
14:00	592	327	EB	420-Yes	140-Yes	Both	630-No	70-Yes	Minor	504-Yes	112-Yes	Both
15:00	927	353	EB	420-Yes	140-Yes	Both	630-Yes	70-Yes	Both	504-Yes	112-Yes	Both
16:00	1,407	403	WB	420-Yes	140-Yes	Both	630-Yes	70-Yes	Both	504-Yes	112-Yes	Both
17:00	1,324	532	WB	420-Yes	140-Yes	Both	630-Yes	70-Yes	Both	504-Yes	112-Yes	Both
18:00	727	360	WB	420-Yes	140-Yes	Both	630-Yes	70-Yes	Both	504-Yes	112-Yes	Both
19:00	584	277	EB	420-Yes	140-Yes	Both	630-No	70-Yes	Minor	504-Yes	112-Yes	Both
20:00	448	226	WB	420-Yes	140-Yes	Both	630-No	70-Yes	Minor	504-No	112-Yes	Minor
21:00	162	70	WB	420-No	140-No	---	630-No	70-Yes	Minor	504-No	112-No	---
22:00	0	0	EB	420-No	140-No	---	630-No	70-No	---	504-No	112-No	---
23:00	0	0	EB	420-No	140-No	---	630-No	70-No	---	504-No	112-No	---

# ANOKA COUNTY HIGHWAY PC-WARRANTS

## TRAFFIC SIGNAL WARRANT ANALYSIS

### Multi-Way Stop Warrant Report

#### Major Street Approaches

**Northbound: CSAH 52**

Total Approach Volume: 6,133

Approach Speed: 55

**Southbound: CSAH 52**

Total Approach Volume: 5,789

Approach Speed: 45

#### Minor Street Approaches

**Eastbound: CSAH 14**

Total Approach Volume: 4,333

**Westbound: CSAH 14**

Total Approach Volume: 4,460

#### Warrant Summary

**Criteria A - Interim Measure** ..... Not Evaluated

If traffic signals are justified, stop signs can be installed as an interim measure.

**Criteria B - Crash Experience** ..... Not Evaluated

**Criteria C - Minimum Volumes and Delays** ..... Satisfied

Delay data not evaluated

Required volumes reached for 15 hours, 8 are needed

**Criteria D - 80% of Volumes, Delays, and Crashes** ..... Not Evaluated

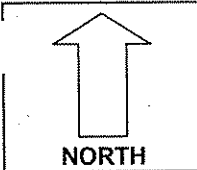
Delay data not evaluated

Number of crashes (-1) is less than the minimum required (4).

Required volumes reached for 0 hours, 8 are needed

#### Analysis of 8-Hour Volume Warrants:

Time	Major Total	Minor Total	Crit C			Crit D		
			Major	Minor	Meets?	Major	Minor	Meets?
00:00 - 01:00	0	0	210-No	140-No	No	240-No	160-No	No
01:00 - 02:00	0	0	210-No	140-No	No	240-No	160-No	No
02:00 - 03:00	0	0	210-No	140-No	No	240-No	160-No	No
03:00 - 04:00	0	0	210-No	140-No	No	240-No	160-No	No
04:00 - 05:00	0	0	210-No	140-No	No	240-No	160-No	No
05:00 - 06:00	0	0	210-No	140-No	No	240-No	160-No	No
06:00 - 07:00	811	460	210-Yes	140-Yes	Both	240-Yes	160-Yes	Both
07:00 - 08:00	1,103	551	210-Yes	140-Yes	Both	240-Yes	160-Yes	Both
08:00 - 09:00	769	502	210-Yes	140-Yes	Both	240-Yes	160-Yes	Both
09:00 - 10:00	616	494	210-Yes	140-Yes	Both	240-Yes	160-Yes	Both
10:00 - 11:00	591	511	210-Yes	140-Yes	Both	240-Yes	160-Yes	Both
11:00 - 12:00	661	495	210-Yes	140-Yes	Both	240-Yes	160-Yes	Both
12:00 - 13:00	617	502	210-Yes	140-Yes	Both	240-Yes	160-Yes	Both
13:00 - 14:00	583	530	210-Yes	140-Yes	Both	240-Yes	160-Yes	Both
14:00 - 15:00	592	640	210-Yes	140-Yes	Both	240-Yes	160-Yes	Both
15:00 - 16:00	927	652	210-Yes	140-Yes	Both	240-Yes	160-Yes	Both
16:00 - 17:00	1,407	781	210-Yes	140-Yes	Both	240-Yes	160-Yes	Both
17:00 - 18:00	1,324	870	210-Yes	140-Yes	Both	240-Yes	160-Yes	Both
18:00 - 19:00	727	684	210-Yes	140-Yes	Both	240-Yes	160-Yes	Both
19:00 - 20:00	584	548	210-Yes	140-Yes	Both	240-Yes	160-Yes	Both
20:00 - 21:00	448	445	210-Yes	140-Yes	Both	240-Yes	160-Yes	Both
21:00 - 22:00	162	128	210-No	140-No	No	240-No	160-No	No
22:00 - 23:00	0	0	210-No	140-No	No	240-No	160-No	No
23:00 - 00:00	0	0	210-No	140-No	No	240-No	160-No	No



COUNT LOCATION: CSAH 14 @ CSAH 52 DATE: 08/15/2007

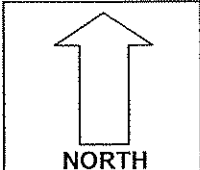
APP. #1 =  
CSAH 14  
APP. #2 =  
CSAH 52  
APP. #3 =  
CSAH 14  
APP. #4 =  
CSAH 52

APP. #1      APP. #2  
APP. #3  
APP. #4

HEAVY VEHICLE- ANY VEHICLE HAVING MORE THAN FOUR TIRES TOUCHING THE PAVEMENT  
A. TRUCKS- A HEAVY VEHICLE INVOLVED PRIMARILY IN THE TRANSPORT OF GOODS OR IN THE DELIVERY OF A SERVICE.  
B. RV- A HEAVY VEHICLE OPERATED BY A PRIVATE MOTORIST AND INVOLVED IN THE TRANSPORT OF RECREATIONAL EQUIPMENT OR FACILITIES.  
C. BUSES- A HEAVY VEHICLE INVOLVED IN THE TRANSPORTATION OF GROUPS OF PEOPLE.

TIME	PEDESTRIANS					HEAVY VEHICLES		
	APP. #1	APP. #2	APP. #3	APP. #4	15 MIN TOT	TRUCKS	RV	BUS
6:00-6:15AM						1	1	
6:15-6:30						3		
6:30-6:45						9		
6:45-7:00						14		
<b>HOURLY TOTAL</b>						<b>HOURLY TOTAL</b>		<b>28</b>
7:00-7:15						5		
7:15-7:30						17		
7:30-7:45						14		
7:45-8:00						10		
<b>HOURLY TOTAL</b>						<b>HOURLY TOTAL</b>		<b>46</b>
8:00-8:15						9		
8:15-8:30						16		
8:30-8:45						6		
8:45-9:00						18		
<b>HOURLY TOTAL</b>						<b>HOURLY TOTAL</b>		<b>49</b>
9:00-9:15						19		
9:15-9:30						14		
9:30-9:45						11		
9:45-10:00						5		
<b>HOURLY TOTAL</b>						<b>HOURLY TOTAL</b>		<b>49</b>
10:00-10:15						8		
10:15-10:30						11	2	
10:30-10:45						15		
10:45-11:00						8		
<b>HOURLY TOTAL</b>						<b>HOURLY TOTAL</b>		<b>44</b>
11:00-11:15						10		
11:15-11:30						14		
11:30-11:45						8		
11:45-12:00						11		
<b>HOURLY TOTAL</b>						<b>HOURLY TOTAL</b>		<b>43</b>
12:00-12:15						14		
12:15-12:30						14		
12:30-12:45						26		
12:45-1:00						13		
<b>HOURLY TOTAL</b>						<b>HOURLY TOTAL</b>		<b>67</b>
1:00-1:15						16		
1:15-1:30						13		1
1:30-1:45						13		
1:45-2:00						23		
<b>HOURLY TOTAL</b>						<b>HOURLY TOTAL</b>		<b>66</b>
<b>TOTAL</b>						<b>TOTAL</b>		<b>364</b>

1  
2  
3  
4  
5  
6  
7  
8  
9  
10  
11  
12  
13  
14  
15  
16  
17  
18  
19  
20  
21  
22  
23  
24  
25  
26  
27  
28  
29  
30  
31  
32



COUNT LOCATION: CSAH 14 @ CSAH 52 DATE: 08/16/2007

APP. #1 =  
CSAH 514  
APP. #2 =  
CSAH 52  
APP. #3 =  
CSAH 14  
APP. #4 =  
CSAH 52

APP. #2  
APP. #1  
APP. #3  
APP. #4

HEAVY VEHICLE- ANY VEHICLE HAVING MORE THAN FOUR TIRES TOUCHING THE PAVEMENT  
A. TRUCKS- A HEAVY VEHICLE INVOLVED PRIMARILY IN THE TRANSPORT OF GOODS OR IN THE DELIVERY OF A SERVICE.  
B. RV- A HEAVY VEHICLE OPERATED BY A PRIVATE MOTORIST AND INVOLVED IN THE TRANSPORT OF RECREATIONAL EQUIPMENT OR FACILITIES.  
C. BUSES- A HEAVY VEHICLE INVOLVED IN THE TRANSPORTATION OF GROUPS OF PEOPLE.

TIME	PEDESTRIANS					HEAVY VEHICLES		
	APP. #1	APP. #2	APP. #3	APP. #4	15 MIN TOT	TRUCKS	RV	BUS
2:00-2:15PM						23		
2:15-2:30						29		
2:30-2:45						30		
2:45-3:00						24		
<b>HOURLY TOTAL</b>								<b>106</b>
3:00-3:15						33		
3:15-3:30						29		
3:30-3:45						30		
3:45-4:00						24		
<b>HOURLY TOTAL</b>						<b>HOURLY TOTAL</b>		<b>116</b>
4:00-4:15						21		
4:15-4:30						11		
4:30-4:45						9		
4:45-5:00						9		
<b>HOURLY TOTAL</b>						<b>HOURLY TOTAL</b>		<b>50</b>
5:00-5:15						20		
5:15-5:30						10		
5:30-5:45						15		
5:45-6:00						21		
<b>HOURLY TOTAL</b>						<b>HOURLY TOTAL</b>		<b>66</b>
6:00-6:15						5		
6:15-6:30						2		
6:30-6:45						3		
6:45-7:00						1		
<b>HOURLY TOTAL</b>						<b>HOURLY TOTAL</b>		<b>11</b>
7:00-7:15						3		
7:15-7:30						2		
7:30-7:45						2		
7:45-8:00						2		
<b>HOURLY TOTAL</b>						<b>HOURLY TOTAL</b>		<b>9</b>
8:00-8:15						4		
8:15-8:30						4		
8:30-8:45						5		
8:45-9:00						2		
<b>HOURLY TOTAL</b>						<b>HOURLY TOTAL</b>		<b>15</b>
9:00-9:15						1		
9:15-9:30								
9:30-9:45								
9:45-10:00								
<b>HOURLY TOTAL</b>						<b>HOURLY TOTAL</b>		<b>1</b>
				<b>TOTAL</b>			<b>TOTAL</b>	<b>738</b>

1  
2  
3  
4  
5  
6  
7  
8  
9  
10  
11  
12  
13  
14  
15  
16  
17  
18  
19  
20  
21  
22  
23  
24  
25  
26  
27  
28  
29  
30  
31  
32