


Date : 04/09/08

Count Number : TMC0802

Location : CSAH 116 (Bunker Lk. Blvd.)

@ CSAH 57 (Sunfish Lk. Blvd.)

Collection Period : 6:00AM - 8:00PM



North

CSAH 57

5025

#2

2601	D	E	F	T
	268	1839	494	

2424

CSAH 116

437	G
1909	H
840	J

6647

#3

3461

CSAH 57

912	M	L	K
3578	1752	914	

3737

#4

7315

6435	#1
3089	
3346	A
2053	B
235	C

CSAH 116

EXISTING/PROPOSED LANES OF APPROACH				TOTAL
RIGHT TURN LANE	LEFT TURN LANE	THRU LANES		
1/1	0/1	1/2		2/4
1/1	0/1	1/2		2/4
1/1	0/1	1/2		2/4
1/1	0/1	1/2		2/4

Anoka County Highway Department
Traffic Volume and Turning
Movement Study

Date : 04/09/08


Count Number : TMC0802

Location : CSAH 116 (Bunker Lk. Blvd.)

@ CSAH 57 (Sunfish Lk. Blvd.)

Collection Period : AM PEAK

Hour : 7:00 - 8:00AM



North

CSAH 57

445

#2

97

348		
80	T	
237	F	
31	D	

CSAH 116

16	G
140	H
73	J
229	

#3

678

449

259

#1

635

376		
15	C	
294	B	
67	A	

CSAH 116

CSAH 57

377

#4

606

88	M
66	L
75	K
229	

	EXISTING/PROPOSED LANES OF APPROACH			
	RIGHT TURN LANE	LEFT TURN LANE	THRU LANES	TOTAL
#1	1/1	0/1	1/2	2/4
#2	1/1	0/1	1/2	2/4
#3	1/1	0/1	1/2	2/4
#4	1/1	0/1	1/2	2/4

Anoka County Highway Department
Traffic Volume and Turning
Movement Study

Date : 4/19/08


Count Number : TMC0802

Location : CSAH 116 (Bunker Lk. Blvd.)

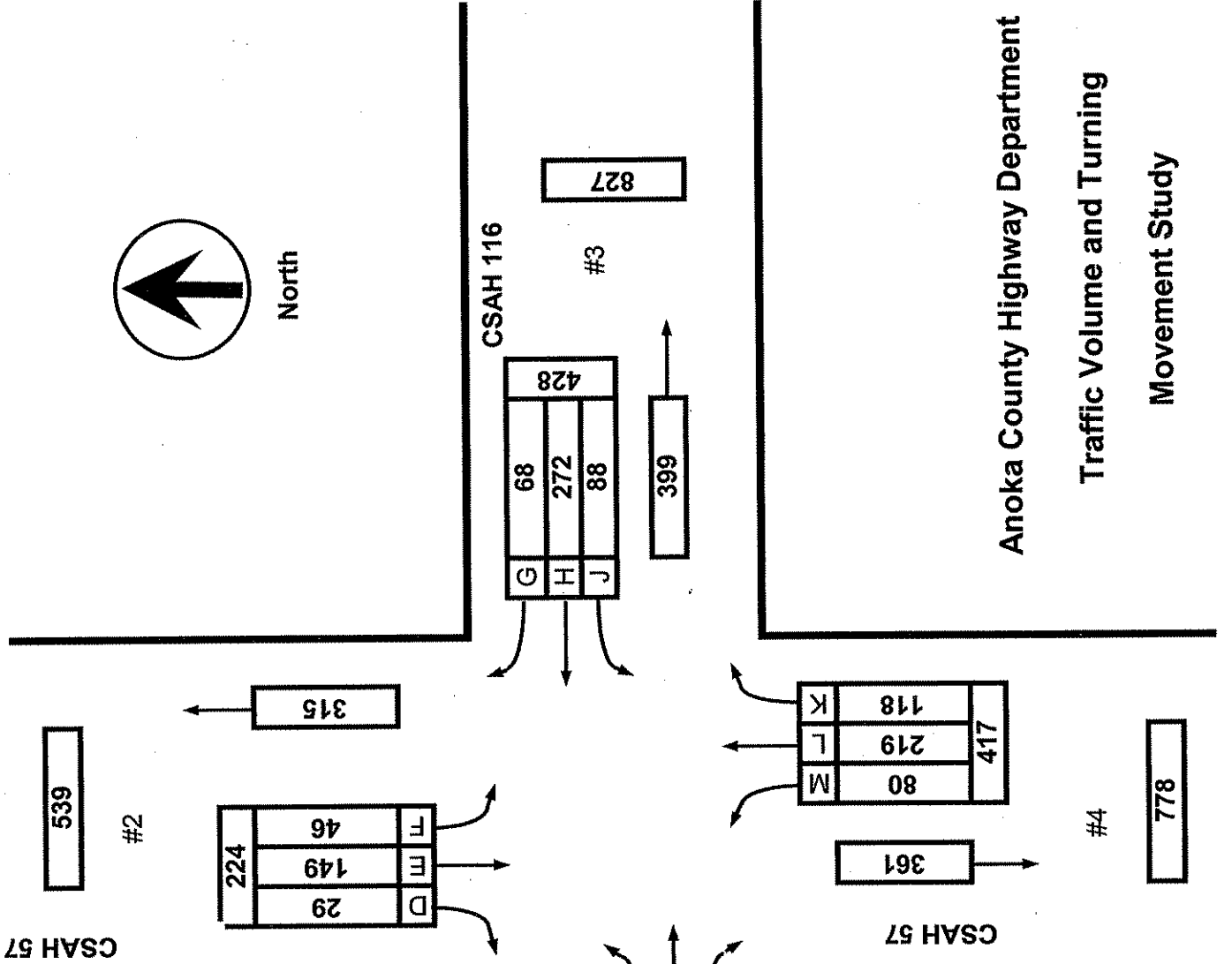
@ CSAH 57 (Sunfish Lk. Blvd.)

Collection Period : PM PEAK

Hour : 3:45 - 4:45PM



North



EXISTING/PROPOSED LANES OF APPROACH				
	RIGHT TURN LANE	LEFT TURN LANE	THRU LANES	TOTAL
#1	1/1	0/1	1/2	2/4
#2	1/1	0/1	1/2	2/4
#3	1/1	0/1	1/2	2/4
#4	1/1	0/1	1/2	2/4

Anoka County Highway Department
Traffic Volume and Turning
Movement Study



Anoka County Highway Department

Traffic Engineering Section

Traffic Volume and Turning Movement Study

Weather: Cool and Cloudy
 Counter: DB-400
 Counted by: Josie/Terri

File Name : TMC0802
 Site Code : 08020202
 Start Date : 04/09/2008
 Page No : 1

Groups Printed- Unshifted

Start Time	CSAH 57 Southbound					CSAH 116 Westbound					CSAH 57 Northbound					CSAH 116 Eastbound					Exclu. Total	Inclu. Total	Int. Total
	Left	Thru	Right	Heavy	App. Total	Left	Thru	Right	Heavy	App. Total	Left	Thru	Right	Heavy	App. Total	Left	Thru	Right	Heavy	App. Total			
06:00	11	56	5	1	72	9	9	4	1	22	12	7	5	2	24	3	27	26	6	56	10	174	184
06:15	11	47	2	1	60	7	17	5	4	29	22	23	6	3	51	4	41	8	5	53	13	193	206
06:30	12	52	8	1	72	12	38	3	3	53	29	12	8	2	49	4	53	7	5	64	11	238	249
06:45	15	56	2	2	73	14	37	6	1	57	38	28	21	3	87	0	57	13	2	70	8	287	295
Total	49	211	17	5	277	42	101	18	9	161	101	70	40	10	211	11	178	54	18	243	42	892	934
07:00	18	66	3	2	87	12	26	2	1	40	22	11	10	2	43	1	63	15	7	79	12	249	261
07:15	18	60	12	3	90	20	23	3	2	46	23	18	13	3	54	5	75	16	4	96	12	286	298
07:30	19	53	5	1	77	19	36	5	5	60	15	19	19	3	53	2	69	19	7	90	16	280	296
07:45	25	58	11	2	94	22	55	6	3	83	28	18	33	3	79	7	87	17	9	111	17	367	384
Total	80	237	31	8	348	73	140	16	11	229	88	66	75	11	229	15	294	67	27	376	57	1182	1239
08:00	13	42	3	1	58	11	31	5	1	47	26	23	20	6	69	7	48	13	6	68	14	242	256
08:15	8	29	2	5	39	11	18	4	5	33	21	17	6	3	44	1	24	11	4	36	17	152	169
08:30	5	40	3	3	48	14	20	1	2	35	11	17	9	6	37	3	24	22	4	49	15	169	184
08:45	8	26	1	1	35	14	13	2	3	29	11	11	6	4	28	0	22	6	6	28	14	120	134
Total	34	137	9	10	180	50	82	12	11	144	69	68	41	19	178	11	118	52	20	181	60	683	743
09:00	7	29	4	4	40	18	15	8	6	41	16	21	8	2	45	2	17	11	3	30	15	156	171
09:15	5	24	4	2	33	11	25	5	2	41	16	13	8	11	37	4	22	12	8	38	23	149	172
09:30	7	26	6	2	39	8	29	1	3	38	11	20	10	6	41	6	26	8	3	40	14	158	172
09:45	3	27	1	1	31	14	19	5	1	38	18	10	9	6	37	2	24	11	7	37	15	143	158
Total	22	106	15	9	143	51	88	19	12	158	61	64	35	25	160	14	89	42	21	145	67	606	673
10:00	3	25	2	2	30	10	13	3	2	26	13	13	9	5	35	2	21	16	6	39	15	130	145
10:15	6	17	3	4	26	17	17	6	9	40	9	13	9	4	31	3	20	17	6	40	23	137	160
10:30	6	27	3	3	36	9	22	3	3	34	14	20	10	9	44	1	29	14	8	44	23	158	181
10:45	3	27	2	7	32	5	17	4	2	26	6	23	14	7	43	7	22	21	7	50	23	151	174
Total	18	96	10	16	124	41	69	16	16	126	42	69	42	25	153	13	92	68	27	173	84	576	660
11:00	9	23	6	4	38	11	21	7	5	39	12	19	18	4	49	6	21	11	6	38	19	164	183
11:15	6	22	3	3	31	15	27	6	5	48	10	18	8	3	36	2	24	20	3	46	14	161	175
11:30	8	23	5	0	36	8	21	9	4	38	15	28	17	3	60	6	40	22	3	68	10	202	212
11:45	7	31	5	3	43	8	35	5	2	48	9	28	15	5	52	6	29	20	6	55	16	198	214
Total	30	99	19	10	148	42	104	27	16	173	46	93	58	15	197	20	114	73	18	207	59	725	784
12:00	6	26	5	3	37	19	26	7	7	52	18	16	20	5	54	6	40	36	7	82	22	225	247
12:15	8	23	11	1	42	15	23	2	2	40	18	27	16	3	61	5	30	23	9	58	15	201	216
12:30	5	22	2	3	29	12	19	7	5	38	18	21	23	8	62	6	29	20	8	55	24	184	208
12:45	11	20	7	3	38	14	36	8	3	58	14	40	17	4	71	4	17	15	4	36	14	203	217
Total	30	91	25	10	146	60	104	24	17	188	68	104	76	20	248	21	116	94	28	231	75	813	888
13:00	5	22	6	0	33	22	17	2	3	41	15	28	19	2	62	4	24	16	4	44	9	180	189
13:15	9	24	4	2	37	14	23	4	2	41	19	38	15	7	72	4	21	11	2	36	13	186	199
13:30	15	44	5	2	64	17	26	6	5	49	18	27	16	3	61	2	20	15	3	37	13	211	224
13:45	2	20	6	3	28	12	30	7	3	49	15	35	18	3	68	4	25	14	9	43	18	188	206
Total	31	110	21	7	162	65	96	19	13	180	67	128	68	15	263	14	90	56	18	160	53	765	818
14:00	10	62	8	4	80	17	39	10	3	66	12	26	17	3	55	5	32	29	4	66	14	267	281
14:15	5	23	1	2	29	7	26	9	4	42	16	38	16	7	70	5	33	17	6	55	19	196	215
14:30	11	46	6	6	63	17	62	5	9	84	12	23	9	5	44	9	43	29	6	81	26	272	298
14:45	8	22	5	6	35	20	55	10	10	85	14	31	18	7	63	7	37	15	7	59	30	242	272
Total	34	153	20	18	207	61	182	34	26	277	54	118	60	22	232	26	145	90	23	261	89	977	1066
15:00	9	49	10	6	68	17	50	9	6	76	12	38	10	8	60	4	61	26	9	91	29	295	324
15:15	6	21	5	5	32	9	57	11	4	77	9	42	18	12	69	7	42	17	5	66	26	244	270
15:30	17	18	7	2	42	18	63	16	3	97	-28	42	29	6	99	9	77	43	6	129	17	367	384
15:45	6	28	8	2	42	20	72	15	11	107	17	48	19	2	84	3	44	13	2	60	17	293	310
Total	38	116	30	15	184	64	242	51	24	357	66	170	76	28	312	23	224	99	22	346	89	1199	1288
16:00	13	45	9	6	67	16	66	19	6	101	24	75	25	4	124	7	61	31	6	99	22	391	413
16:15	8	30	5	4	43	33	63	17	4	113	21	46	35	4	102	6	49	29	6	84	18	342	360
16:30	19	46	7	2	72	19	71	17	4	107	18	50	39	3	107	12	81	51	7	144	16	430	446
16:45	7	40	5	2	52	22	51	16	5	89	16	47	19	2	82	5	40	21	4	66	13	289	302
Total	47	161	26	14	234	90	251	69	19	410	79	218	118	13	415	30	231	132	23	393	69	1452	1521
17:00	9	30	6	0	45	17	61	18	2	96	23	56	22	0	101	9	49	36	3	94	5	336	341
17:15	8	25	6	0	39	29	70	19	3	118	21	68	13	1	102	1	37	38	3	76	7	335	342
17:30	7	28	5	3	40	17	51	11	1	79	20	59	25	0	104	3	35	24	1	62	5	285	290
17:45	8	22	4	1	34	23	41	17	2	81	27	53	12	3	92	3	27	17	3	47	9	254	263
Total	32	105	21	4	158	86	223	65	8	374	91	236	72	4	399	16	148	115	10	279	26	1210	1236



Anoka County Highway Department

Traffic Engineering Section Traffic Volume and Turning Movement Study

Weather: Cool and Cloudy
Counter: DB-400
Counted by: Josie/Terri

File Name : TMC0802
Site Code : 08020202
Start Date : 04/09/2008
Page No : 2

Groups Printed- Unshifted

Start Time	CSAH 57 Southbound					CSAH 116 Westbound					CSAH 57 Northbound					CSAH 116 Eastbound					Exclu. Total	Inclu. Total	Int. Total
	Left	Thru	Right	Heavy	App. Total	Left	Thru	Right	Heavy	App. Total	Left	Thru	Right	Heavy	App. Total	Left	Thru	Right	Heavy	App. Total			
18:00	8	50	7	0	65	17	46	12	0	75	15	55	31	2	101	6	44	42	2	92	4	333	337
18:15	13	33	4	1	50	10	33	7	0	50	10	47	21	0	78	3	35	16	3	54	4	232	236
18:30	5	22	2	0	29	11	32	9	2	52	10	39	12	0	61	3	37	15	1	55	3	197	200
18:45	8	16	6	0	30	10	25	6	0	41	9	54	15	0	78	0	21	10	1	31	1	180	181
Total	34	121	19	1	174	48	136	34	2	218	44	195	79	2	318	12	137	83	7	232	12	942	954
19:00	3	22	3	1	28	21	23	8	2	52	7	31	14	0	52	1	26	8	0	35	3	167	170
19:15	3	27	1	1	31	15	26	3	1	44	8	51	22	3	81	2	21	10	0	33	5	189	194
19:30	4	20	0	1	24	17	22	12	2	51	9	40	27	3	76	3	18	9	1	30	7	181	188
19:45	5	27	1	2	33	14	20	10	0	44	12	31	11	3	54	3	12	6	0	21	5	152	157
Total	15	96	5	5	116	67	91	33	5	191	36	153	74	9	263	9	77	33	1	119	20	689	709
Grand Total	494	1839	268	132	2601	840	1909	437	189	3186	912	1752	914	218	3578	235	2053	1058	263	3346	802	12711	13513
Apprch %	19	70.7	10.3			26.4	59.9	13.7			25.5	49	25.5			7	61.4	31.6					
Total %	3.9	14.5	2.1		20.5	6.6	15	3.4		25.1	7.2	13.8	7.2		28.1	1.8	16.2	8.3		26.3	5.9	94.1	

Start Time	CSAH 57 Southbound				CSAH 116 Westbound				CSAH 57 Northbound				CSAH 116 Eastbound				Int. Total
	Left	Thru	Right	App. Total	Left	Thru	Right	App. Total	Left	Thru	Right	App. Total	Left	Thru	Right	App. Total	
Peak Hour Analysis From 06:00 to 11:45 - Peak 1 of 1																	
Peak Hour for Entire Intersection Begins at 07:00																	
07:00	18	66	3	87	12	26	2	40	22	11	10	43	1	63	15	79	249
07:15	18	60	12	90	20	23	3	46	23	18	13	54	5	75	16	96	286
07:30	19	53	5	77	19	36	5	60	15	19	19	53	2	69	19	90	280
07:45	25	58	11	94	22	55	6	83	28	18	33	79	7	87	17	111	367
Total Volume	80	237	31	348	73	140	16	229	88	66	75	229	15	294	67	376	1182
% App. Total	23	68.1	8.9		31.9	61.1	7		38.4	28.8	32.8		4	78.2	17.8		
PHF	.800	.898	.646	.926	.830	.636	.667	.690	.786	.868	.568	.725	.536	.845	.882	.847	.805

Start Time	CSAH 57 Southbound				CSAH 116 Westbound				CSAH 57 Northbound				CSAH 116 Eastbound				Int. Total
	Left	Thru	Right	App. Total	Left	Thru	Right	App. Total	Left	Thru	Right	App. Total	Left	Thru	Right	App. Total	
Peak Hour Analysis From 12:00 to 19:45 - Peak 1 of 1																	
Peak Hour for Entire Intersection Begins at 15:45																	
15:45	6	28	8	42	20	72	15	107	17	48	19	84	3	44	13	60	293
16:00	13	45	9	67	16	66	19	101	24	75	25	124	7	61	31	99	391
16:15	8	30	5	43	33	63	17	113	21	46	35	102	6	49	29	84	342
16:30	19	46	7	72	19	71	17	107	18	50	39	107	12	81	51	144	430
Total Volume	46	149	29	224	88	272	68	428	80	219	118	417	28	235	124	387	1456
% App. Total	20.5	66.5	12.9		20.6	63.6	15.9		19.2	52.5	28.3		7.2	60.7	32		
PHF	.605	.810	.806	.778	.667	.944	.895	.947	.833	.730	.756	.841	.583	.725	.608	.672	.847

**ANOKA COUNTY HIGHWAY
PC-WARRANTS
TRAFFIC SIGNAL WARRANT ANALYSIS**

Signal Warrants - Summary

Major Street Approaches

Eastbound: CSAH 116
 Number of Lanes: 2
 Approach Speed: 55
 Total Approach Volume: 3,346

Westbound: CSAH 116
 Number of Lanes: 2
 Approach Speed: 50
 Total Approach Volume: 3,186

Minor Street Approaches

Northbound: CSAH 57
 Number of Lanes: 2
 Total Approach Volume: 3,578

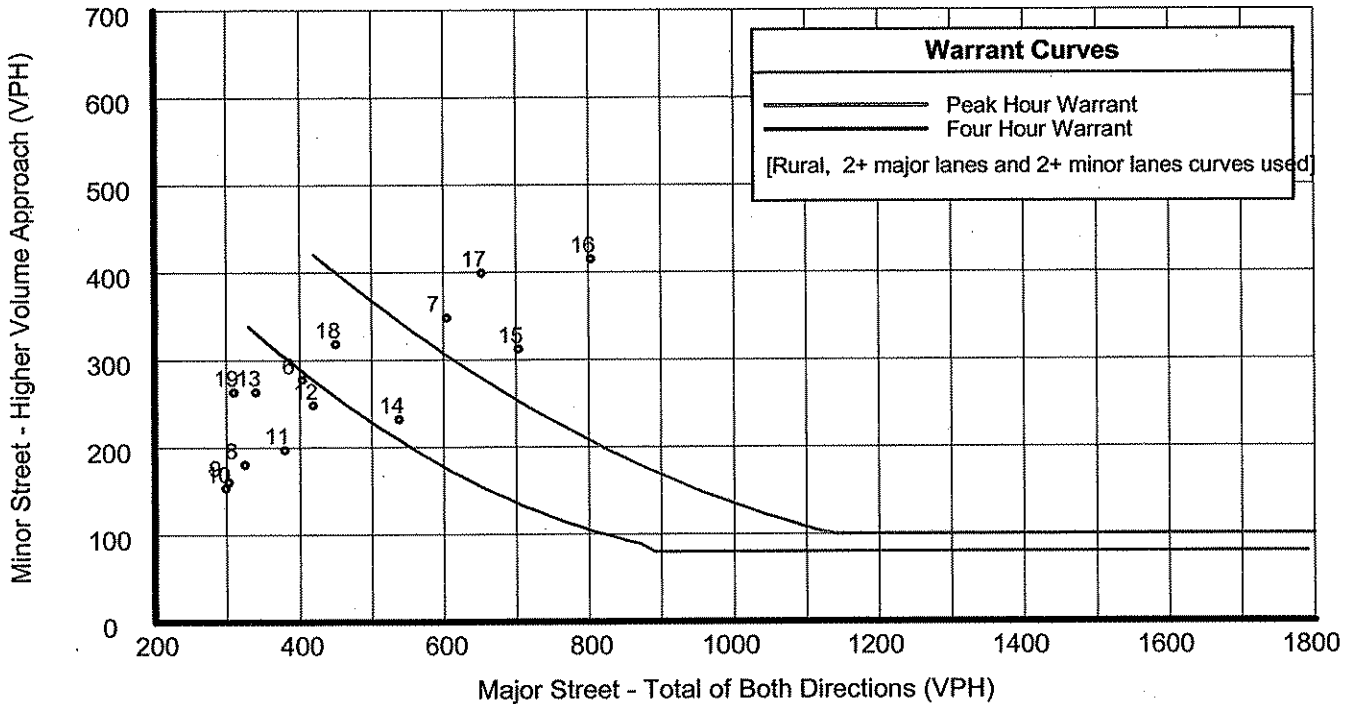
Southbound: CSAH 57
 Number of Lanes: 2
 Total Approach Volume: 2,601

Warrant Summary (Rural values apply.)

Warrant 1 - Eight Hour Vehicular Volumes	Not Satisfied
Warrant 1A - Minimum Vehicular Volume	Not Satisfied
Required volumes reached for 6 hours, 8 are needed	
Warrant 1B - Interruption of Continuous Traffic	Not Satisfied
Required volumes reached for 3 hours, 8 are needed	
Warrant 1 A&B - Combination of Warrants	Not Satisfied
Required volumes reached for 5 hours, 8 are needed	
Warrant 2 - Four Hour Volumes	Satisfied
Number of hours (6) volumes exceed minimum >= minimum required (4).	
Warrant 3 - Peak Hour	Satisfied
Warrant 3A - Peak Hour Delay	Satisfied
Number of hours (30) volumes exceed minimum >= required (1). Delay data not evaluated.	
Warrant 3B - Peak Hour Volumes	Satisfied
Volumes exceed minimums for at least one hour.	
Warrant 4 - Pedestrian Volumes	Not Evaluated
Warrant 5 - School Crossing	Not Evaluated
Warrant 6 - Coordinated Signal System	Not Evaluated
Warrant 7 - Crash Experience	Not Evaluated
Warrant 8 - Roadway Network	Not Evaluated

ANOKA COUNTY HIGHWAY PC-WARRANTS TRAFFIC SIGNAL WARRANT ANALYSIS

Signal Warrants - Summary



Analysis of 8-Hour Volume Warrants:

Hour Begin	Major Total	Higher Minor		War-1A			War-1B			War-1A&B		
		Vol	Dir	Major Crit	Minor Crit	Meets?	Major Crit	Minor Crit	Meets?	Major Crit	Minor Crit	Meets?
00:00	0	0	NB	420-No	140-No	---	630-No	70-No	---	504-No	112-No	---
01:00	0	0	NB	420-No	140-No	---	630-No	70-No	---	504-No	112-No	---
02:00	0	0	NB	420-No	140-No	---	630-No	70-No	---	504-No	112-No	---
03:00	0	0	NB	420-No	140-No	---	630-No	70-No	---	504-No	112-No	---
04:00	0	0	NB	420-No	140-No	---	630-No	70-No	---	504-No	112-No	---
05:00	0	0	NB	420-No	140-No	---	630-No	70-No	---	504-No	112-No	---
06:00	404	277	SB	420-No	140-Yes	Minor	630-No	70-Yes	Minor	504-No	112-Yes	Minor
07:00	605	348	SB	420-Yes	140-Yes	Both	630-No	70-Yes	Minor	504-Yes	112-Yes	Both
08:00	325	180	SB	420-No	140-Yes	Minor	630-No	70-Yes	Minor	504-No	112-Yes	Minor
09:00	303	160	NB	420-No	140-Yes	Minor	630-No	70-Yes	Minor	504-No	112-Yes	Minor
10:00	299	153	NB	420-No	140-Yes	Minor	630-No	70-Yes	Minor	504-No	112-Yes	Minor
11:00	380	197	NB	420-No	140-Yes	Minor	630-No	70-Yes	Minor	504-No	112-Yes	Minor
12:00	419	248	NB	420-No	140-Yes	Minor	630-No	70-Yes	Minor	504-No	112-Yes	Minor
13:00	340	263	NB	420-No	140-Yes	Minor	630-No	70-Yes	Minor	504-No	112-Yes	Minor
14:00	538	232	NB	420-Yes	140-Yes	Both	630-No	70-Yes	Minor	504-Yes	112-Yes	Both
15:00	703	312	NB	420-Yes	140-Yes	Both	630-Yes	70-Yes	Both	504-Yes	112-Yes	Both
16:00	803	415	NB	420-Yes	140-Yes	Both	630-Yes	70-Yes	Both	504-Yes	112-Yes	Both
17:00	653	399	NB	420-Yes	140-Yes	Both	630-Yes	70-Yes	Both	504-Yes	112-Yes	Both
18:00	450	318	NB	420-Yes	140-Yes	Both	630-No	70-Yes	Minor	504-No	112-Yes	Minor
19:00	310	263	NB	420-No	140-Yes	Minor	630-No	70-Yes	Minor	504-No	112-Yes	Minor
20:00	0	0	NB	420-No	140-No	---	630-No	70-No	---	504-No	112-No	---
21:00	0	0	NB	420-No	140-No	---	630-No	70-No	---	504-No	112-No	---
22:00	0	0	NB	420-No	140-No	---	630-No	70-No	---	504-No	112-No	---
23:00	0	0	NB	420-No	140-No	---	630-No	70-No	---	504-No	112-No	---

**ANOKA COUNTY HIGHWAY
PC-WARRANTS
TRAFFIC SIGNAL WARRANT ANALYSIS**

Multi-Way Stop Warrant Report

Major Street Approaches

Eastbound: CSAH 116
Total Approach Volume: 3,346
Approach Speed: 55

Westbound: CSAH 116
Total Approach Volume: 3,186
Approach Speed: 50

Minor Street Approaches

Northbound: CSAH 57
Total Approach Volume: 3,578

Southbound: CSAH 57
Total Approach Volume: 2,601

Warrant Summary

Criteria A - Interim Measure Not Evaluated
If traffic signals are justified, stop signs can be installed as an interim measure.

Criteria B - Crash Experience Not Evaluated

Criteria C - Minimum Volumes and Delays Satisfied
Delay data not evaluated
Required volumes reached for 14 hours, 8 are needed

Criteria D - 80% of Volumes, Delays, and Crashes Not Evaluated
Delay data not evaluated
Number of crashes (-1) is less than the minimum required (4).
Required volumes reached for 14 hours, 8 are needed

Analysis of 8-Hour Volume Warrants:

Time	Major Total	Minor Total	Crit C			Crit D		
			Major	Minor Crit	Meets?	Major Crit	Minor Crit	Meets?
00:00 - 01:00	0	0	210-No	140-No	No	240-No	160-No	No
01:00 - 02:00	0	0	210-No	140-No	No	240-No	160-No	No
02:00 - 03:00	0	0	210-No	140-No	No	240-No	160-No	No
03:00 - 04:00	0	0	210-No	140-No	No	240-No	160-No	No
04:00 - 05:00	0	0	210-No	140-No	No	240-No	160-No	No
05:00 - 06:00	0	0	210-No	140-No	No	240-No	160-No	No
06:00 - 07:00	404	488	210-Yes	140-Yes	Both	240-Yes	160-Yes	Both
07:00 - 08:00	605	577	210-Yes	140-Yes	Both	240-Yes	160-Yes	Both
08:00 - 09:00	325	358	210-Yes	140-Yes	Both	240-Yes	160-Yes	Both
09:00 - 10:00	303	303	210-Yes	140-Yes	Both	240-Yes	160-Yes	Both
10:00 - 11:00	299	277	210-Yes	140-Yes	Both	240-Yes	160-Yes	Both
11:00 - 12:00	380	345	210-Yes	140-Yes	Both	240-Yes	160-Yes	Both
12:00 - 13:00	419	394	210-Yes	140-Yes	Both	240-Yes	160-Yes	Both
13:00 - 14:00	340	425	210-Yes	140-Yes	Both	240-Yes	160-Yes	Both
14:00 - 15:00	538	439	210-Yes	140-Yes	Both	240-Yes	160-Yes	Both
15:00 - 16:00	703	496	210-Yes	140-Yes	Both	240-Yes	160-Yes	Both
16:00 - 17:00	803	649	210-Yes	140-Yes	Both	240-Yes	160-Yes	Both
17:00 - 18:00	653	557	210-Yes	140-Yes	Both	240-Yes	160-Yes	Both
18:00 - 19:00	450	492	210-Yes	140-Yes	Both	240-Yes	160-Yes	Both
19:00 - 20:00	310	379	210-Yes	140-Yes	Both	240-Yes	160-Yes	Both
20:00 - 21:00	0	0	210-No	140-No	No	240-No	160-No	No
21:00 - 22:00	0	0	210-No	140-No	No	240-No	160-No	No
22:00 - 23:00	0	0	210-No	140-No	No	240-No	160-No	No
23:00 - 00:00	0	0	210-No	140-No	No	240-No	160-No	No



COUNT LOCATION:

CSAH 116 (Bunker Lk. Blvd.) @

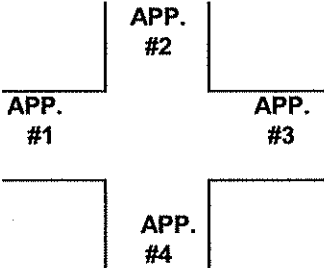
DATE:

04/09/2008

CSAH 57 (Sunfish Lk. Blvd.)

NORTH

APP. #1 = CSAH 57
APP. #2 = CSAH 116
APP. #3 = CSAH 57
APP. #4 = CSAH 116



HEAVY VEHICLE- ANY VEHICLE HAVING MORE THAN FOUR TIRES TOUCHING THE PAVEMENT

A. TRUCKS- A HEAVY VEHICLE INVOLVED PRIMARILY IN THE TRANSPORT OF GOODS OR IN THE DELIVERY OF A SERVICE.

B. RV- A HEAVY VEHICLE OPERATED BY A PRIVATE MOTORIST AND INVOLVED IN THE TRANSPORT OF RECREATIONAL EQUIPMENT OR FACILITIES.

C. BUSES- A HEAVY VEHICLE INVOLVED IN THE TRANSPORTATION OF GROUPS OF PEOPLE.

TIME	PEDESTRIANS					HEAVY VEHICLES		
	APP. #1	APP. #2	APP. #3	APP. #4	15 MIN TOT	TRUCKS	RV	BUS
6:00-6:15	1				1	9		1
6:15-6:30						11		1
6:30-6:45						8		3
6:45-7:00						5		3
HOURLY TOTAL					1	HOURLY TOTAL		41
7:00-7:15						5		5
7:15-7:30						9		3
7:30-7:45						12		4
7:45-8:00						10		7
HOURLY TOTAL						HOURLY TOTAL		55
8:00-8:15						8		6
8:15-8:30						15		2
8:30-8:45						12		2
8:45-9:00						12		1
HOURLY TOTAL						HOURLY TOTAL		58
9:00-9:15						10		4
9:15-9:30						23		
9:30-9:45			3		3	14		
9:45-10:00						15		
HOURLY TOTAL					3	HOURLY TOTAL		66
10:00-10:15						15		
10:15-10:30						24		
10:30-10:45						24		
10:45-11:00						23		
HOURLY TOTAL						HOURLY TOTAL		86
11:00-11:15						19		
11:15-11:30						13		
11:30-11:45						9		1
11:45-12:00						15		1
HOURLY TOTAL						HOURLY TOTAL		58
12:00-12:15						21		1
12:15-12:30						15		
12:30-12:45						23		1
12:45-1:00						14		
HOURLY TOTAL						HOURLY TOTAL		75
					TOTAL	4		
							TOTAL	439

1
2
3
4
5
6
7
8
9
10
11
12
13
14
15
16
17
18
19
20
21
22
23
24
25
26
27
28



NORTH

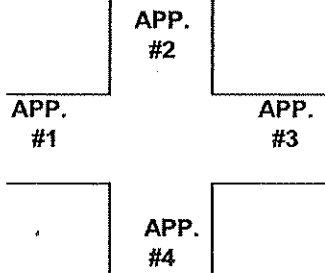
COUNT LOCATION:

CSAH 116 (Bunker Lk. Blvd.) @
CSAH 57 (Sunfish Lk. Blvd.)

DATE:

04/15/2008

APP. #1 = CSAH 57
APP. #2 = CSAH 116
APP. #3 = CSAH 57
APP. #4 = CSAH 116



HEAVY VEHICLE- ANY VEHICLE HAVING MORE THAN FOUR TIRES TOUCHING THE PAVEMENT

A. TRUCKS- A HEAVY VEHICLE INVOLVED PRIMARILY IN THE TRANSPORT OF GOODS OR IN THE DELIVERY OF A SERVICE.

B. RV- A HEAVY VEHICLE OPERATED BY A PRIVATE MOTORIST AND INVOLVED IN THE TRANSPORT OF RECREATIONAL EQUIPMENT OR FACILITIES.

C. BUSES- A HEAVY VEHICLE INVOLVED IN THE TRANSPORTATION OF GROUPS OF PEOPLE.

TIME	PEDESTRIANS					HEAVY VEHICLES		
	APP. #1	APP. #2	APP. #3	APP. #4	15 MIN TOT	TRUCKS	RV	BUS
1:00-1:15						9		
1:15-1:30						13		1
1:30-1:45						11		1
1:45-2:00						16		2
HOURLY TOTAL						HOURLY TOTAL		53
2:00-2:15PM						14		
2:15-2:30						18		1
2:30-2:45			5		5	20		6
2:45-3:00			2		2	20		9
HOURLY TOTAL					7	HOURLY TOTAL		88
3:00-3:15						21		7
3:15-3:30						18		10
3:30-3:45						15		2
3:45-4:00						11		4
HOURLY TOTAL						HOURLY TOTAL		88
4:00-4:15						15	1	6
4:15-4:30						11		7
4:30-4:45						12		5
4:45-5:00						10		2
HOURLY TOTAL						HOURLY TOTAL		69
5:00-5:15						4		1
5:15-5:30			2		2	7		
5:30-5:45		8	2		10	4		1
5:45-6:00						7		2
HOURLY TOTAL					12	HOURLY TOTAL		26
6:00-6:15						4		
6:15-6:30						4		
6:30-6:45				1	1	2		1
6:45-7:00						1		
HOURLY TOTAL					1	HOURLY TOTAL		12
7:00-7:15						3		
7:15-7:30						4		1
7:30-7:45						6		
7:45-8:00						5		
HOURLY TOTAL						HOURLY TOTAL		19
					TOTAL		TOTAL	794
					24			

1
2
3
4
5
6
7
8
9
10
11
12
13
14
15
16
17
18
19
20
21
22
23
24
25
26
27
28