


Date : 05/29/08

Count Number : TMC0809

Location : CSAH 1 East River Rd

@ 61st Way



North

CSAH 1 East River Rd
#2
16749

D	112
E	7662
F	45
7819	

8930

61st Way

G	16
H	15
J	49
80	

#3

267

187

603

#1

A	87
B	80
C	197
364	

61st Way

239

	LANES OF APPROACH			TOTAL
	RIGHT TURN LANE	LEFT TURN LANE	THRU LANES	
#1	0	0	1	1
#2	1	1	2	4
#3	0	0	1	1
#4	1	1	2	4

CSAH 1 East River Rd

M	112
L	8717
K	62
8891	

#4

16689

7798

Anoka County Highway Department
Traffic Volume and Turning
Movement Study


Date : 05/29/08

Count Number : TMC0809

Location : CSAH 1 East River Rd

@ 61st Way

Hour: 6:45 - 7:45



North

CSAH 1 East River Rd

2419

#2

2173	6	T
2152		TH
15		D

246

61st Way

1	9	G
0		H
8		J

#3

27

18

37		#1
22		
3	C	
6	B	
6	A	

61st Way

CSAH 1 East River Rd

2166

#4

255	7	M
242		L
6		K

2421

	LANES OF APPROACH			TOTAL
	RIGHT TURN LANE	LEFT TURN LANE	THRU LANES	
#1	0	0	1	1
#2	1	1	2	4
#3	0	0	1	1
#4	1	1	2	4

Anoka County Highway Department

Traffic Volume and Turning

Movement Study


Date : 05/29/08

Count Number : TMC0809

Location : CSAH 1 East River Rd

@ 61st Way

Hour: 4:30 - 5 :30 PM



North

CSAH 1 East River Rd
#2
2222

345	D	E	F
1	1	343	1

1877

61st Way

0	G
0	H
0	J

#3

9

6

30	#1
6	
24	A
2	B
16	C

61st Way

5	M
1861	L
3	K

#4

349

2218

CSAH 1 East River Rd

	LANES OF APPROACH			TOTAL
	RIGHT TURN LANE	LEFT TURN LANE	THRU LANES	
#1	0	0	1	1
#2	1	1	2	4
#3	0	0	1	1
#4	1	1	2	4

Anoka County Highway Department
Traffic Volume and Turning
Movement Study

Anoka County Highway Department

Traffic Engineering Section

Traffic Volume and Turning Movement Study

File Name : TMC0809

Site Code : 08090201

Start Date : 05/29/200

Page No : 1

Weather: Sunny and Heavy Rain

Counter: DB-400

Counted by: Jake/Mike

Groups Printed- Unshifted - Bank 1

Start Time	CSAH 1 East River RD Southbound					61st Way Westbound					CSAH 1 East River RD Northbound					61st Way Eastbound					Exclu. Total	Inclu. Total	Inf. Total
	Left	Thru	Right	Heavy	App. Total	Left	Thru	Right	Heavy	App. Total	Left	Thru	Right	Heavy	App. Total	Left	Thru	Right	Heavy	App. Total			
06:00	0	159	2	9	161	0	0	0	0	0	2	37	0	2	39	0	4	0	0	4	11	204	215
06:15	1	417	5	9	423	3	1	0	2	4	1	54	1	5	56	0	0	0	0	0	16	483	499
06:30	2	467	4	11	473	0	0	0	0	0	3	61	1	3	65	1	0	3	0	4	14	542	556
06:45	3	535	3	5	541	0	0	0	0	0	1	35	1	0	37	1	0	0	0	1	5	579	584
Total	6	1578	14	34	1598	3	1	0	2	4	7	187	3	10	197	2	4	3	0	9	46	1808	1854
07:00	1	498	3	5	502	3	0	0	0	3	2	82	1	4	85	1	0	2	0	3	9	593	602
07:15	2	550	6	19	558	1	0	0	1	1	2	65	2	7	69	1	0	2	0	3	27	631	658
07:30	0	569	3	7	572	4	0	1	2	5	2	60	2	8	64	0	6	2	0	8	17	649	666
07:45	1	302	17	7	320	5	1	0	0	6	5	71	2	1	78	0	0	1	0	1	8	405	413
Total	4	1919	29	38	1952	13	1	1	3	15	11	278	7	20	296	2	6	7	0	15	61	2278	2339
08:00	0	339	19	8	358	4	1	0	0	5	3	72	1	10	76	14	0	4	1	18	19	457	476
08:15	0	161	1	7	162	1	0	0	1	1	5	65	2	7	72	0	4	1	0	5	15	240	255
08:30	0	113	5	3	118	1	1	1	0	3	18	65	2	3	85	1	0	2	0	3	6	209	215
08:45	2	186	10	24	198	0	0	0	0	0	4	42	0	7	46	18	2	8	2	28	33	272	305
Total	2	799	35	42	836	6	2	1	1	9	30	244	5	27	279	33	6	15	3	54	73	1178	1251
09:00	0	87	4	6	91	0	0	0	0	0	1	60	0	9	61	26	0	10	6	36	21	188	209
09:15	0	101	1	8	102	0	0	0	0	0	3	61	0	11	64	7	0	3	0	10	19	176	195
09:30	2	50	0	6	52	0	0	0	0	0	1	51	1	9	53	5	0	2	0	7	15	112	127
09:45	0	68	0	7	68	0	0	0	0	0	2	63	0	9	65	0	0	4	1	4	17	137	154
Total	2	306	5	27	313	0	0	0	0	0	7	235	1	38	243	38	0	19	7	57	72	613	685
10:00	2	54	1	9	57	1	0	0	0	1	1	58	3	7	62	0	0	1	0	1	16	121	137
10:15	2	62	0	8	64	3	0	2	2	5	2	41	0	6	43	2	0	2	0	4	16	116	132
10:30	1	40	2	6	43	0	0	0	0	0	1	58	1	11	60	5	0	3	1	8	18	111	129
10:45	0	48	0	4	48	0	0	0	0	0	3	64	0	8	67	2	0	2	1	4	13	119	132
Total	5	204	3	27	212	4	0	2	2	6	7	221	4	32	232	9	0	8	2	17	63	467	530
11:00	0	48	0	6	48	0	0	0	0	0	2	67	0	15	69	2	0	1	0	3	21	120	141
11:15	0	41	0	10	41	2	0	4	1	6	2	86	2	12	90	1	4	0	0	5	23	142	165
11:30	3	51	1	16	55	2	0	1	0	3	1	81	1	9	83	0	0	0	0	0	25	141	166
11:45	2	52	2	7	56	0	0	1	0	1	0	95	0	5	95	2	0	1	0	3	12	155	167
Total	5	192	3	39	200	4	0	6	1	10	5	329	3	41	337	5	4	2	0	11	81	558	639
12:00	1	52	2	7	55	0	0	2	0	2	1	89	1	7	91	1	0	2	0	3	14	151	165
12:15	4	109	1	9	114	1	6	0	0	7	1	98	2	13	101	3	0	1	0	4	22	226	248
12:30	0	96	1	8	97	0	0	0	0	0	0	90	1	11	91	0	2	0	0	2	19	190	209
12:45	1	69	0	11	70	0	0	0	1	0	0	82	1	15	83	1	0	0	0	1	27	154	181
Total	6	326	4	35	336	1	6	2	1	9	2	359	5	46	366	5	2	3	0	10	82	721	803
13:00	1	69	0	12	70	1	0	0	2	1	1	78	3	10	82	0	0	0	0	0	24	153	177
13:15	2	109	0	10	111	3	0	0	2	3	0	89	3	9	92	0	0	0	0	0	21	206	227
13:30	0	65	1	8	66	0	0	2	2	2	0	100	3	11	103	1	0	0	0	1	21	172	193
13:45	0	59	0	10	59	2	1	0	0	3	1	106	0	17	107	0	0	0	0	0	27	169	196
Total	3	302	1	40	306	6	1	2	6	9	2	373	9	47	384	1	0	0	0	1	93	700	793
14:00	0	109	1	10	110	2	0	0	0	2	0	132	0	11	132	1	0	0	0	1	21	245	266
14:15	1	93	0	9	94	0	0	0	0	0	0	121	1	13	122	3	0	0	0	3	22	219	241
14:30	1	115	0	5	116	3	0	0	0	3	0	172	3	7	175	0	0	2	2	2	14	296	310
14:45	0	111	0	7	111	3	0	0	1	3	1	169	1	8	171	0	0	0	0	0	16	285	301
Total	2	428	1	31	431	8	0	0	1	8	1	594	5	39	600	4	0	2	2	6	73	1045	1118
15:00	1	89	1	5	91	0	0	0	0	0	0	174	2	10	176	1	0	0	0	1	15	268	283
15:15	0	67	1	2	68	0	0	0	0	0	1	211	1	11	213	4	16	0	0	20	13	301	314
15:30	0	50	4	8	54	0	1	1	1	2	9	318	2	12	329	1	17	1	1	19	22	404	426
15:45	0	56	7	3	63	0	0	0	0	0	13	420	1	13	434	51	0	7	7	58	23	555	578
Total	1	262	13	18	276	0	1	1	1	2	23	1123	6	46	1152	57	33	8	8	98	73	1528	1601
16:00	1	61	1	1	63	2	0	0	0	2	4	399	0	8	403	5	0	1	0	6	9	474	483
16:15	0	71	1	5	72	0	0	0	0	0	3	455	3	10	461	7	0	1	0	8	15	541	556
16:30	0	65	0	3	65	0	0	0	0	0	0	477	0	9	477	3	2	2	0	7	12	549	561
16:45	0	88	0	2	88	0	0	0	0	0	0	475	0	7	475	2	0	1	0	3	9	566	575
Total	1	285	2	11	288	2	0	0	0	2	7	1806	3	34	1816	17	2	5	0	24	45	2130	2175
17:00	0	84	0	2	84	0	0	0	0	0	3	477	2	12	482	4	0	0	0	4	14	570	584
17:15	1	106	1	3	108	0	0	0	0	0	2	432	1	11	435	7	0	3	0	10	14	553	567
17:30	1	101	1	2	103	0	0	1	0	1	5	396	1	11	402	7	1	3	0	11	13	517	530
17:45	0	75	0	3	75	0	0	0	0	0	0	311	1	8	312	5	0	1	0	6	11	393	404
Total	2	366	2	10	370	0	0	1	0	1	10	1616	5	42	1631	23	1	7	0	31	52	2033	2085
18:00	1	50	0	2	51	0	0	0	0	0	0	323	0	11	323	1	0	1	0	2	13	376	389
18:15	2	79	0	1	81	0	0	0	0	0	0	228	0	4	228	0	1	0	0	1	5	310	315
18:30	0	77	0	2	77	0	0	0	0	0	0	178	0	7	178	0	0	2	0	2	9	257	266
18:45	1	69	0	5	70	1	0	0	0	1	0	124	3	1	127	0	0	0	0	0	6	198	204
Total	4	275	0	10	279	1	0	0	0	1	0	853	3	23	856	1	1	3	0	5	33	1141	1174

Anoka County Highway Department

Traffic Engineering Section

Traffic Volume and Turning Movement Study

File Name : TMC0809

Site Code : 08090201

Start Date : 05/29/200

Page No : 2

Weather: Sunny and Heavy Rain
 Counter: DB-400
 Counted by: Jake/Mike

Groups Printed- Unshifted - Bank 1

Start Time	CSAH 1 East River RD Southbound					61st Way Westbound					CSAH 1 East River RD Northbound					61st Way Eastbound					Exclu. Total	Inclu. Total	Int. Total
	Left	Thru	Right	Heavy	App. Total	Left	Thru	Right	Heavy	App. Total	Left	Thru	Right	Heavy	App. Total	Left	Thru	Right	Heavy	App. Total			
19:00	0	58	0	4	58	0	0	0	0	0	0	84	0	4	84	0	0	2	0	2	8	144	152
19:15	0	47	0	2	47	0	0	0	0	0	0	50	0	1	50	0	12	3	0	15	3	112	115
19:30	0	38	0	0	38	0	0	0	0	0	0	32	0	0	32	0	0	0	0	0	0	70	70
19:45	0	43	0	4	43	0	0	0	0	0	0	32	0	0	32	0	0	0	0	0	4	75	79
Total	0	186	0	10	186	0	0	0	0	0	0	198	0	5	198	0	12	5	0	17	15	401	416
20:00	0	33	0	1	33	1	0	0	1	1	0	26	1	2	27	0	0	0	0	0	4	61	65
20:15	0	31	0	1	31	0	0	0	0	0	0	52	0	0	52	0	0	0	0	0	1	83	84
20:30	0	25	0	0	25	0	0	0	0	0	0	46	1	0	47	0	0	0	0	0	0	72	72
20:45	0	29	0	1	29	0	0	0	0	0	0	35	0	4	35	0	0	0	0	0	5	64	69
Total	0	118	0	3	118	1	0	0	1	1	0	159	2	6	161	0	0	0	0	0	10	280	290
21:00	1	38	0	0	39	0	0	0	0	0	0	37	0	3	37	0	0	0	0	0	3	76	79
21:15	1	22	0	0	23	0	0	0	0	0	0	47	1	3	48	0	0	0	0	0	3	71	74
21:30	0	24	0	1	24	0	0	0	0	0	0	31	0	0	31	0	0	0	0	0	1	55	56
21:45	0	32	0	1	32	0	3	0	0	3	0	27	0	2	27	0	9	0	0	9	3	71	74
Total	2	116	0	2	118	0	3	0	0	3	0	142	1	8	143	0	9	0	0	9	10	273	283
Grand Total	45	7662	112	377	7819	49	15	16	19	80	112	8717	62	464	8891	197	80	87	22	364	882	17154	18036
Approch %	0.6	98	1.4			61.2	18.8	20			1.3	98	0.7			54.1	22	23.9			4.9	95.1	
Total %	0.3	44.7	0.7		45.6	0.3	0.1	0.1		0.5	0.7	50.8	0.4		51.8	1.1	0.5	0.5		2.1			
Unshifted	45	7662	112		8196	49	15	16		99	112	8717	62		9355	197	80	87		386	0	0	18036
% Unshifted	100	100	100	100	100	100	100	100	100	100	100	100	100	100	100	100	100	100	100	100	0	0	100
Bank 1	0	0	0		0	0	0	0		0	0	0	0		0	0	0	0		0	0	0	0
% Bank 1	0	0	0		0	0	0	0		0	0	0	0		0	0	0	0		0	0	0	0

Start Time	CSAH 1 East River RD Southbound				61st Way Westbound				CSAH 1 East River RD Northbound				61st Way Eastbound				Int. Total
	Left	Thru	Right	App. Total	Left	Thru	Right	App. Total	Left	Thru	Right	App. Total	Left	Thru	Right	App. Total	
Peak Hour Analysis From 06:00 to 11:45 - Peak 1 of 1																	
Peak Hour for Entire Intersection Begins at 06:45																	
06:45	3	535	3	541	0	0	0	0	1	35	1	37	1	0	0	1	579
07:00	1	498	3	502	3	0	0	3	2	82	1	85	1	0	2	3	593
07:15	2	550	6	558	1	0	0	1	2	65	2	69	1	0	2	3	631
07:30	0	569	3	572	4	0	1	5	2	60	2	64	0	6	2	8	649
Total Volume	6	2152	15	2173	8	0	1	9	7	242	6	255	3	6	6	15	2452
% App. Total	0.3	99	0.7		88.9	0	11.1		2.7	94.9	2.4		20	40	40		
PHF	.500	.946	.625	.950	.500	.000	.250	.450	.875	.738	.750	.750	.750	.250	.750	.469	.945

Start Time	CSAH 1 East River RD Southbound				61st Way Westbound				CSAH 1 East River RD Northbound				61st Way Eastbound				Int. Total
	Left	Thru	Right	App. Total	Left	Thru	Right	App. Total	Left	Thru	Right	App. Total	Left	Thru	Right	App. Total	
Peak Hour Analysis From 12:00 to 21:45 - Peak 1 of 1																	
Peak Hour for Entire Intersection Begins at 16:30																	
16:30	0	65	0	65	0	0	0	0	0	477	0	477	3	2	2	7	549
16:45	0	88	0	88	0	0	0	0	0	475	0	475	2	0	1	3	566
17:00	0	84	0	84	0	0	0	0	3	477	2	482	4	0	0	4	570
17:15	1	196	1	198	0	0	0	0	2	432	1	435	7	0	3	10	553
Total Volume	1	343	1	345	0	0	0	0	5	1861	3	1869	16	2	6	24	2238
% App. Total	0.3	99.4	0.3		0	0	0		0.3	99.6	0.2		66.7	8.3	25		
PHF	.250	.809	.250	.799	.000	.000	.000	.000	.417	.975	.375	.969	.571	.250	.500	.600	.982

**ANOKA COUNTY HIGHWAY
PC-WARRANTS
TRAFFIC SIGNAL WARRANT ANALYSIS**

Study Name : tmc0809
Study Date : 06/06/08
Page No. : 1

Signal Warrants - Summary

Major Street Approaches

Northbound: CSAH 1 East River RD
Number of Lanes: 2
Approach Speed: 40
Total Approach Volume: 8,891

Southbound: CSAH 1 East River RD
Number of Lanes: 2
Approach Speed: 40
Total Approach Volume: 7,819

Minor Street Approaches

Eastbound: 61st Way
Number of Lanes: 1

Total Approach Volume: 364

Westbound: 61st Way
Number of Lanes: 1

Total Approach Volume: 80

Warrant Summary (Urban values apply.)

- Warrant 1 - Eight Hour Vehicular Volumes** Not Satisfied
 - Warrant 1A - Minimum Vehicular Volume** Not Satisfied
Required volumes reached for 0 hours, 8 are needed
 - Warrant 1B - Interruption of Continuous Traffic** Not Satisfied
Required volumes reached for 1 hours, 8 are needed
 - Warrant 1 A&B - Combination of Warrants** Not Satisfied
Required volumes reached for 0 hours, 8 are needed

- Warrant 2 - Four Hour Volumes** Not Satisfied
Number of hours (1) volumes exceed minimum < minimum required (4).

- Warrant 3 - Peak Hour** Not Satisfied
 - Warrant 3A - Peak Hour Delay** Not Satisfied
Approach volumes on minor street don't exceed minimums for any hour. Delay data not evaluated.
 - Warrant 3B - Peak Hour Volumes** Not Satisfied
Volumes do not exceed minimums for any hour.

- Warrant 4 - Pedestrian Volumes** Not Evaluated

- Warrant 5 - School Crossing** Not Evaluated

- Warrant 6 - Coordinated Signal System** Not Evaluated

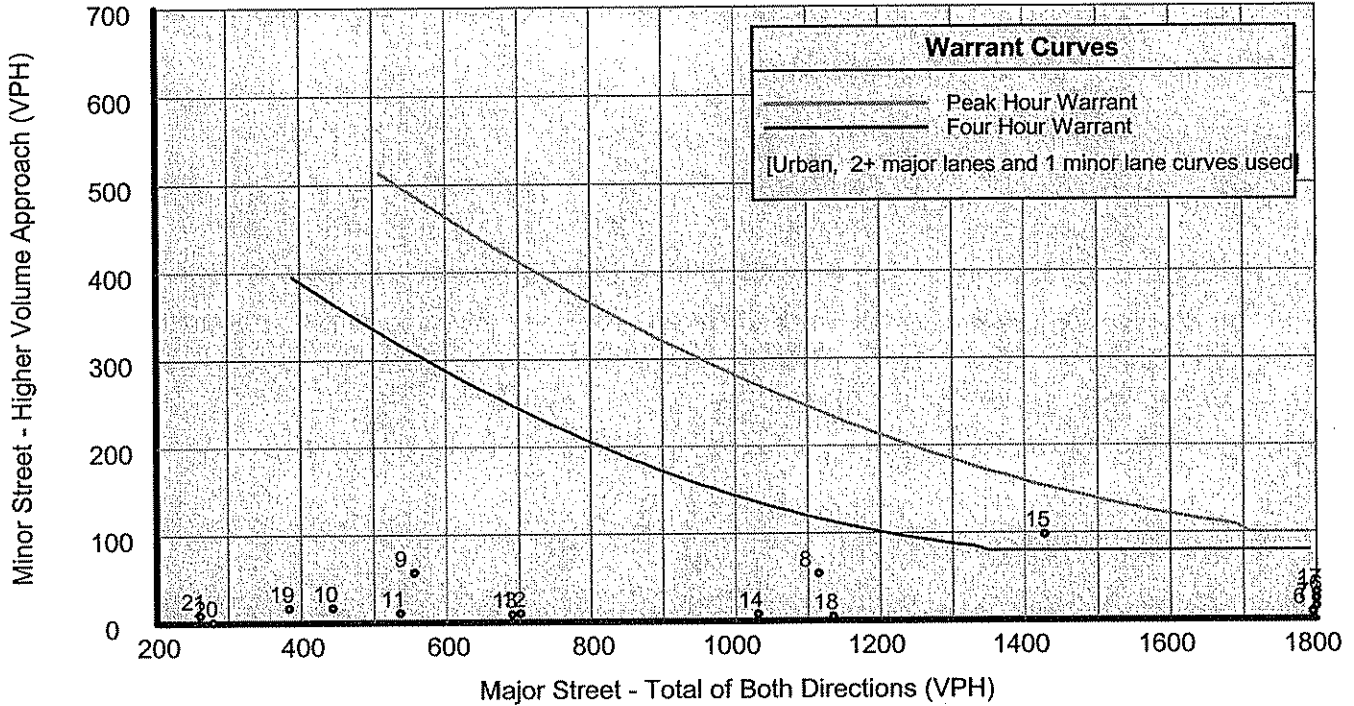
- Warrant 7 - Crash Experience** Not Evaluated

- Warrant 8 - Roadway Network** Not Evaluated

ANOKA COUNTY HIGHWAY PC-WARRANTS TRAFFIC SIGNAL WARRANT ANALYSIS

Study Name : tmc0809
Study Date : 06/06/08
Page No. : 2

Signal Warrants - Summary



Analysis of 8-Hour Volume Warrants:

Hour Begin	Major Total	Higher Minor		War-1A			War-1B			War-1A&B		
		Vol	Dir	Major Crit	Minor Crit	Meets?	Major Crit	Minor Crit	Meets?	Major Crit	Minor Crit	Meets?
00:00	0	0	EB	600-No	150-No	---	900-No	75-No	---	720-No	120-No	---
01:00	0	0	EB	600-No	150-No	---	900-No	75-No	---	720-No	120-No	---
02:00	0	0	EB	600-No	150-No	---	900-No	75-No	---	720-No	120-No	---
03:00	0	0	EB	600-No	150-No	---	900-No	75-No	---	720-No	120-No	---
04:00	0	0	EB	600-No	150-No	---	900-No	75-No	---	720-No	120-No	---
05:00	0	0	EB	600-No	150-No	---	900-No	75-No	---	720-No	120-No	---
06:00	1,795	9	EB	600-Yes	150-No	Major	900-Yes	75-No	Major	720-Yes	120-No	Major
07:00	2,248	15	EB	600-Yes	150-No	Major	900-Yes	75-No	Major	720-Yes	120-No	Major
08:00	1,115	54	EB	600-Yes	150-No	Major	900-Yes	75-No	Major	720-Yes	120-No	Major
09:00	556	57	EB	600-No	150-No	---	900-No	75-No	---	720-No	120-No	---
10:00	444	17	EB	600-No	150-No	---	900-No	75-No	---	720-No	120-No	---
11:00	537	11	EB	600-No	150-No	---	900-No	75-No	---	720-No	120-No	---
12:00	702	10	EB	600-Yes	150-No	Major	900-No	75-No	---	720-No	120-No	---
13:00	690	9	WB	600-Yes	150-No	Major	900-No	75-No	---	720-No	120-No	---
14:00	1,031	8	WB	600-Yes	150-No	Major	900-Yes	75-No	Major	720-Yes	120-No	Major
15:00	1,428	98	EB	600-Yes	150-No	Major	900-Yes	75-Yes	Both	720-Yes	120-No	Major
16:00	2,104	24	EB	600-Yes	150-No	Major	900-Yes	75-No	Major	720-Yes	120-No	Major
17:00	2,001	31	EB	600-Yes	150-No	Major	900-Yes	75-No	Major	720-Yes	120-No	Major
18:00	1,135	5	EB	600-Yes	150-No	Major	900-Yes	75-No	Major	720-Yes	120-No	Major
19:00	384	17	EB	600-No	150-No	---	900-No	75-No	---	720-No	120-No	---
20:00	279	1	WB	600-No	150-No	---	900-No	75-No	---	720-No	120-No	---
21:00	261	9	EB	600-No	150-No	---	900-No	75-No	---	720-No	120-No	---
22:00	0	0	EB	600-No	150-No	---	900-No	75-No	---	720-No	120-No	---
23:00	0	0	EB	600-No	150-No	---	900-No	75-No	---	720-No	120-No	---

**ANOKA COUNTY HIGHWAY
PC-WARRANTS
TRAFFIC SIGNAL WARRANT ANALYSIS**

Study Name :
Study Date : 06/06/08
Page No. : 1

Multi-Way Stop Warrant Report

Major Street Approaches

Northbound: CSAH 1 East River RD
Total Approach Volume: 8,891
Approach Speed: 40

Southbound: CSAH 1 East River RD
Total Approach Volume: 7,819
Approach Speed: 40

Minor Street Approaches

Eastbound: 61st Way
Total Approach Volume: 364

Westbound: 61st Way
Total Approach Volume: 97

Warrant Summary

Criteria A - Interim Measure Not Evaluated
If traffic signals are justified, stop signs can be installed as an interim measure.

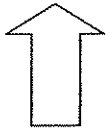
Criteria B - Crash Experience Not Evaluated

Criteria C - Minimum Volumes and Delays Not Satisfied
Delay data not evaluated
Required volumes reached for 0 hours, 8 are needed

Criteria D - 80% of Volumes, Delays, and Crashes Not Evaluated
Delay data not evaluated
Number of crashes (-1) is less than the minimum required (4).
Required volumes reached for 0 hours, 8 are needed

Analysis of 8 Hour Volume Warrants:

Time	Major Total	Minor Total	Crit C			Crit D		
			Major	Minor Crit	Meets?	Major Crit	Minor Crit	Meets?
00:00 - 01:00	0	0	300-No	200-No	No	240-No	160-No	No
01:00 - 02:00	0	0	300-No	200-No	No	240-No	160-No	No
02:00 - 03:00	0	0	300-No	200-No	No	240-No	160-No	No
03:00 - 04:00	0	0	300-No	200-No	No	240-No	160-No	No
04:00 - 05:00	0	0	300-No	200-No	No	240-No	160-No	No
05:00 - 06:00	0	0	300-No	200-No	No	240-No	160-No	No
06:00 - 07:00	1,795	13	300-Yes	200-No	Major	240-Yes	160-No	Major
07:00 - 08:00	2,248	30	300-Yes	200-No	Major	240-Yes	160-No	Major
08:00 - 09:00	1,115	63	300-Yes	200-No	Major	240-Yes	160-No	Major
09:00 - 10:00	556	57	300-Yes	200-No	Major	240-Yes	160-No	Major
10:00 - 11:00	444	23	300-Yes	200-No	Major	240-Yes	160-No	Major
11:00 - 12:00	537	21	300-Yes	200-No	Major	240-Yes	160-No	Major
12:00 - 13:00	702	36	300-Yes	200-No	Major	240-Yes	160-No	Major
13:00 - 14:00	690	10	300-Yes	200-No	Major	240-Yes	160-No	Major
14:00 - 15:00	1,031	14	300-Yes	200-No	Major	240-Yes	160-No	Major
15:00 - 16:00	1,428	100	300-Yes	200-No	Major	240-Yes	160-No	Major
16:00 - 17:00	2,104	26	300-Yes	200-No	Major	240-Yes	160-No	Major
17:00 - 18:00	2,001	32	300-Yes	200-No	Major	240-Yes	160-No	Major
18:00 - 19:00	1,135	6	300-Yes	200-No	Major	240-Yes	160-No	Major
19:00 - 20:00	384	17	300-Yes	200-No	Major	240-Yes	160-No	Major
20:00 - 21:00	279	1	300-No	200-No	No	240-Yes	160-No	Major
21:00 - 22:00	261	12	300-No	200-No	No	240-Yes	160-No	Major
22:00 - 23:00	0	0	300-No	200-No	No	240-No	160-No	No
23:00 - 00:00	0	0	300-No	200-No	No	240-No	160-No	No



NORTH

COUNT LOCATION:

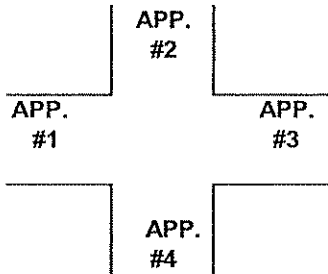
CSAH 1 East River Rd

DATE:

05/29/2008

61st Way

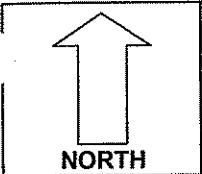
APP. #1 = 61st
APP. #2 = CSAH 1
APP. #3 = 61st
APP. #4 = CSAH 1



- HEAVY VEHICLE- ANY VEHICLE HAVING MORE THAN FOUR TIRES TOUCHING THE PAVEMENT
- A. TRUCKS- A HEAVY VEHICLE INVOLVED PRIMARILY IN THE TRANSPORT OF GOODS OR IN THE DELIVERY OF A SERVICE.
 - B. RV- A HEAVY VEHICLE OPERATED BY A PRIVATE MOTORIST AND INVOLVED IN THE TRANSPORT OF RECREATIONAL EQUIPMENT OR FACILITIES.
 - C. BUSES- A HEAVY VEHICLE INVOLVED IN THE TRANSPORTATION OF GROUPS OF PEOPLE.

TIME	PEDESTRIANS					HEAVY VEHICLES		
	APP. #1	APP. #2	APP. #3	APP. #4	15 MIN TOT	TRUCKS	RV	BUS
6:00-6:15AM		1		1	2	8		1
6:15-6:30						13		1
6:30-6:45						12		3
6:45-7:00						1		3
HOURLY TOTAL					2	HOURLY TOTAL		42
7:00-7:15						7		1
7:15-7:30						21		4
7:30-7:45						12		4
7:45-8:00						7		2
HOURLY TOTAL						HOURLY TOTAL		58
8:00-8:15						17		
8:15-8:30						13		2
8:30-8:45						6		
8:45-9:00						18	1	12
HOURLY TOTAL						HOURLY TOTAL		69
9:00-9:15						13		8
9:15-9:30						16		2
9:30-9:45						13		2
9:45-10:00						14		2
HOURLY TOTAL						HOURLY TOTAL		70
10:00-10:15						15		1
10:15-10:30						16		
10:30-10:45						17		
10:45-11:00						12		1
HOURLY TOTAL						HOURLY TOTAL		62
11:00-11:15						21		
11:15-11:30						22		
11:30-11:45						26		
11:45-12:00						10		3
HOURLY TOTAL						HOURLY TOTAL		82
12:00-12:15						14		
12:15-12:30						21		1
12:30-12:45						19		
12:45-1:00				3	3	24		2
HOURLY TOTAL				3	3	HOURLY TOTAL		81
1:00-1:15						22		
1:15-1:30				1	1	17		1
1:30-1:45						21		
1:45-2:00						27		1
HOURLY TOTAL					1	HOURLY TOTAL		89
				TOTAL	6		TOTAL	553

1
2
3
4
5
6
7
8
9
10
11
12
13
14
15
16
17
18
19
20
21
22
23
24
25
26
27
28
29
30
31
32



COUNT LOCATION:

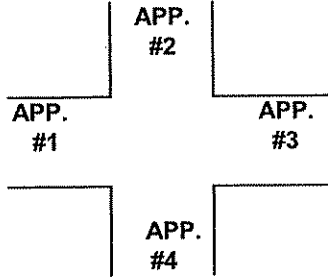
CSAH 1 East River Rd

DATE:

05/28/2008

61st Way

APP. #1 = 61st
APP. #2 = CSAH 1
APP. #3 = 61st
APP. #4 = CSAH 1



- HEAVY VEHICLE- ANY VEHICLE HAVING MORE THAN FOUR TIRES TOUCHING THE PAVEMENT
- A. TRUCKS- A HEAVY VEHICLE INVOLVED PRIMARILY IN THE TRANSPORT OF GOODS OR IN THE DELIVERY OF A SERVICE.
 - B. RV- A HEAVY VEHICLE OPERATED BY A PRIVATE MOTORIST AND INVOLVED IN THE TRANSPORT OF RECREATIONAL EQUIPMENT OR FACILITIES.
 - C. BUSES- A HEAVY VEHICLE INVOLVED IN THE TRANSPORTATION OF GROUPS OF PEOPLE.

TIME	PEDESTRIANS					HEAVY VEHICLES		
	APP. #1	APP. #2	APP. #3	APP. #4	15 MIN TOT	TRUCKS	RV	BUS
2:00-2:15PM						21		1
2:15-2:30						23		
2:30-2:45		1				15		
2:45-3:00						13		3
HOURLY TOTAL						HOURLY TOTAL		76
3:00-3:15			1			16		1
3:15-3:30			1			13		1
3:30-3:45		2		1	3	14		6
3:45-4:00						15		7
HOURLY TOTAL					3	HOURLY TOTAL		73
4:00-4:15				1	1	8		1
4:15-4:30						12		1
4:30-4:45			1		1	9		1
4:45-5:00						9		
HOURLY TOTAL					2	HOURLY TOTAL		41
5:00-5:15						10		3
5:15-5:30						9		2
5:30-5:45			1		1	12		1
5:45-6:00						11		
HOURLY TOTAL					1	HOURLY TOTAL		48
6:00-6:15			1		1	12		
6:15-6:30				1		4		1
6:30-6:45			1		1	9		
6:45-7:00						6		
HOURLY TOTAL					2	HOURLY TOTAL		32
7:00-7:15			2		2	8		
7:15-7:30						3		
7:30-7:45								
7:45-8:00						3		1
HOURLY TOTAL					2	HOURLY TOTAL		15
8:00-8:15						4		
8:15-8:30						1		
8:30-8:45						1		
8:45-9:00						3		1
HOURLY TOTAL						HOURLY TOTAL		10
9:00-9:15						3		
9:15-9:30						3		
9:30-9:45						2		
9:45-10:00						1		
HOURLY TOTAL						HOURLY TOTAL		9
TOTAL					10	TOTAL		304
						Grand Total		857

1
2
3
4
5
6
7
8
9
10
11
12
13
14
15
16
17
18
19
20
21
22
23
24
25
26
27
28
29
30
31
32