


Date : 06/19/08

Count Number : TMC0815

Location : CSAH 14 (Main St.)

@ CSAH 7 (7th ave)



North

CSAH 7 (7th ave) #2
11300

5556	D	1565
	E	3046
	T	945

5744

CSAH 14 (Main St.)

817	G
4348	H
225	J
5390	

12200

#3

6810

6260	
1950	C
5558	B
486	A
7994	

#1

14254

CSAH 14 (Main St.)

CSAH 7 (7th ave) #4

347	M
2977	L
307	K
3631	

3757

#4

7388

	LANES OF APPROACH			TOTAL
	RIGHT TURN LANE	LEFT TURN LANE	THRU LANES	
#1	0	0	2	2
#2	0	0	2	2
#3	0	0	2	2
#4	0	0	2	2

Anoka County Highway Department
Traffic Volume and Turning
Movement Study


Date : 06/19/08

Count Number : TMC0815

Location : CSAH 14 (Main St.)

@ CSAH 7 (7th ave)

Hour: 11:00 - 12:00 AM



North

CSAH 7 (7th ave) #2

685

332	D	97
	M	181
	T	54

353

CSAH 14 (Main St.) #3

36	G	271
224	H	
11	J	

762

491

889

#1

554	A	23
	B	407
	C	124

335

CSAH 14 (Main St.)

CSAH 7 (7th ave) #4

30	K	237
193	L	
14	M	

215

452

	LANES OF APPROACH			TOTAL
	RIGHT TURN LANE	LEFT TURN LANE	THRU LANES	
#1	0	0	2	2
#2	0	0	2	2
#3	0	0	2	2
#4	0	0	2	2

Anoka County Highway Department
Traffic Volume and Turning
Movement Study

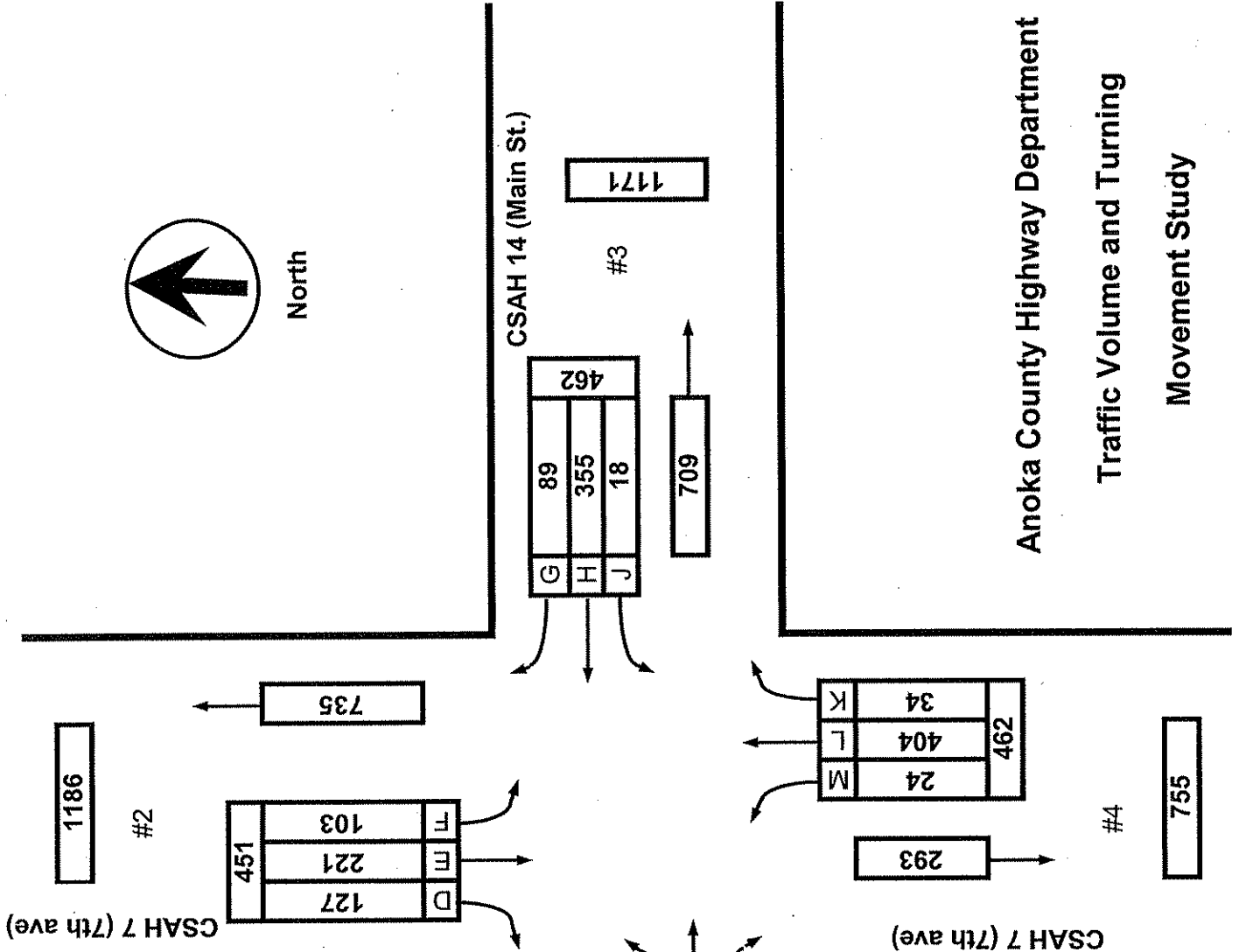
Date : 06/19/08

Count Number : TMC0815

Location : CSAH 14 (Main St.)

@ CSAH 7 (7th ave)

Hour: 4:15 - 5:15 PM



Anoka County Highway Department
 Traffic Volume and Turning
 Movement Study

1186

#2

451			
127	D	221	E
103	F		

735

CSAH 14 (Main St.)

89	G	462
355	H	
18	J	

#3

709

1171

34	K	462
404	L	
24	M	

#4

CSAH 7 (7th ave)

293

755

506			
242	C	868	
572	B		
54	A		

#1

CSAH 14 (Main St.)

1374

Anoka County Highway Department

Traffic Engineering Section

Traffic Volume and Turning Movement Study

File Name : TMC0815

Site Code : 08150201

Start Date : 06/19/200

Page No : 1

Weather: Sunny
 nter: DB-400
 Counted by: Jake/Mike

Groups Printed- Unshifted - Bank 1

Start Time	CSAH 7 (7th ave) Southbound					CSAH 14 (Main St.) Westbound					CSAH 7 (7th ave) Northbound					CSAH 14 (Main St.) Eastbound					Exclu. Total	Inclu. Total	Int. Total
	Left	Thru	Right	Heavy	App. Total	Left	Thru	Right	Heavy	App. Total	Left	Thru	Right	Heavy	App. Total	Left	Thru	Right	Heavy	App. Total			
06:00	8	44	17	3	69	1	38	10	2	49	3	17	3	0	23	13	21	2	1	36	6	177	183
06:15	7	47	25	3	79	3	44	4	1	51	5	19	1	1	25	11	30	3	0	44	5	199	204
06:30	14	66	29	1	109	0	60	15	1	75	4	23	5	0	32	20	33	0	2	53	4	269	273
06:45	12	76	24	3	112	0	70	11	2	81	1	28	3	2	32	32	55	3	2	90	9	315	324
Total	41	233	95	10	369	4	212	40	6	256	13	87	12	3	112	76	139	8	5	223	24	960	984
07:00	15	65	26	5	106	1	85	10	3	96	6	25	2	1	33	33	42	7	4	82	13	317	330
07:15	19	57	28	1	104	4	81	17	2	102	2	22	6	2	30	30	49	9	1	88	6	324	330
07:30	15	67	33	4	115	1	75	13	0	89	6	56	6	1	68	30	46	6	4	82	9	354	363
07:45	13	56	26	4	95	0	121	14	4	135	9	37	3	2	49	22	53	7	4	82	14	361	375
Total	62	245	113	14	420	6	362	54	9	422	23	140	17	6	180	115	190	29	13	334	42	1356	1398
08:00	5	51	22	4	78	3	85	11	4	99	4	45	2	3	51	22	60	4	6	86	17	314	331
08:15	13	48	47	5	108	7	84	15	4	106	6	22	6	1	34	20	60	6	5	86	15	334	349
08:30	14	36	19	9	69	2	56	13	4	71	3	42	5	3	50	14	56	5	2	75	18	265	283
08:45	12	58	37	2	107	3	72	10	4	85	10	53	2	1	65	19	71	3	7	93	14	350	364
Total	44	193	125	20	362	15	297	49	16	361	23	162	15	8	200	75	247	18	20	340	64	1263	1327
09:00	12	64	38	5	114	5	40	15	1	60	12	43	2	3	57	29	70	6	6	105	15	336	351
09:15	7	47	29	2	83	2	36	7	4	45	9	29	5	2	43	15	98	6	1	119	9	290	299
09:30	12	43	28	3	83	3	35	9	3	47	7	38	8	1	53	23	84	5	1	112	6	295	303
09:45	8	48	35	3	91	4	48	17	2	69	8	49	3	3	60	26	91	15	5	132	13	352	365
Total	39	202	130	13	371	14	159	48	10	221	36	159	18	9	213	93	343	32	13	468	45	1273	1318
10:00	22	38	24	0	84	4	58	11	1	73	6	37	4	3	47	28	86	14	5	128	9	332	341
10:15	13	48	30	5	91	6	48	6	1	60	7	32	7	3	46	32	70	11	5	113	14	310	324
10:30	25	42	14	5	81	2	30	15	2	47	3	51	12	6	66	31	93	12	6	136	19	330	349
10:45	14	47	16	2	77	3	13	7	1	23	6	31	4	1	41	40	85	8	1	133	5	274	279
Total	74	175	84	12	333	15	149	39	5	203	22	151	27	13	200	131	334	45	17	510	47	1246	1293
11:00	11	35	20	6	66	1	26	4	3	31	7	29	5	5	41	25	92	6	12	123	26	261	287
11:15	15	44	35	9	94	4	53	11	0	68	4	60	7	2	71	30	103	7	8	140	19	373	392
11:30	10	44	27	8	81	1	56	6	4	63	0	44	11	6	55	22	114	4	5	140	23	339	362
11:45	18	56	15	0	91	5	89	15	4	109	3	60	7	5	70	47	98	6	3	151	12	421	433
Total	54	181	97	23	332	11	224	36	11	271	14	193	30	18	237	124	407	23	28	554	80	1394	1474
12:00	40	100	9	8	149	2	105	19	7	126	2	54	10	4	66	38	26	2	0	66	19	407	426
12:15	1	31	15	2	47	3	88	11	2	102	6	50	11	3	67	18	112	15	4	145	11	361	372
12:30	13	67	15	3	95	1	95	9	2	105	7	49	2	1	58	35	123	9	3	167	9	425	434
12:45	11	64	19	1	94	3	85	2	2	90	4	41	3	3	48	35	101	9	4	145	10	377	387
Total	65	262	58	14	385	9	373	41	13	423	19	194	26	11	239	126	362	35	11	523	49	1570	1619
13:00	6	29	14	4	49	4	53	7	0	64	9	49	9	5	67	26	118	6	4	150	13	330	343
13:15	14	37	29	5	80	6	105	16	6	127	13	42	3	2	58	25	107	5	5	137	18	402	420
13:30	7	58	19	3	84	4	63	19	3	86	7	73	6	5	86	28	116	12	3	156	14	412	426
13:45	7	51	17	8	75	5	108	26	2	139	11	54	6	3	71	22	118	7	5	147	18	432	450
Total	34	175	79	20	288	19	329	68	11	416	40	218	24	15	282	101	459	30	17	590	63	1576	1639
14:00	19	53	29	1	101	12	108	10	2	130	4	68	4	3	76	29	103	7	5	139	11	446	457
14:15	23	60	27	1	110	3	57	22	2	82	5	40	4	0	49	19	140	12	2	171	5	412	417
14:30	20	76	35	4	131	4	92	18	5	114	7	61	5	2	73	36	145	11	3	192	14	510	524
14:45	14	57	32	2	103	7	94	12	4	113	7	52	3	2	62	36	132	10	2	178	10	456	466
Total	76	246	123	8	445	26	351	62	13	439	23	221	16	7	260	120	520	40	12	680	40	1824	1864
15:00	24	74	41	3	139	8	94	20	2	122	7	54	3	5	64	47	117	11	2	175	12	500	512
15:15	37	71	53	5	161	3	83	23	2	109	6	69	10	1	85	39	111	7	2	157	10	512	522
15:30	14	57	36	0	107	4	107	20	1	131	12	80	3	0	95	41	108	17	3	166	4	499	503
15:45	19	56	41	4	116	1	65	21	0	87	6	85	6	1	97	59	127	9	2	195	7	495	502
Total	94	258	171	12	523	16	349	84	5	449	31	288	22	7	341	186	463	44	9	693	33	2006	2039
16:00	31	69	20	4	120	4	66	20	1	90	5	75	6	0	86	54	129	7	2	190	7	486	493
16:15	26	60	34	3	120	4	93	17	4	114	8	88	12	1	108	57	128	16	2	201	10	543	553
16:30	21	56	34	1	111	7	89	25	2	121	5	124	9	2	138	61	187	12	0	260	5	630	635
16:45	33	66	39	2	138	7	84	20	3	111	6	87	10	0	103	64	117	12	0	193	5	545	550
Total	111	251	127	10	489	22	332	82	10	436	24	374	37	3	435	236	561	47	4	844	27	2204	2231
17:00	23	39	20	0	82	0	89	27	2	116	5	105	3	2	113	60	140	14	1	214	5	525	530
17:15	17	46	31	3	94	4	89	12	4	105	8	91	10	1	109	46	103	8	0	157	8	465	473
17:30	25	74	32	0	131	8	95	20	3	123	1	55	1	0	57	55	119	12	0	186			

Anoka County Highway Department

Traffic Engineering Section Traffic Volume and Turning Movement Study

File Name : TMC0815
Site Code : 08150201
Start Date : 06/19/200
Page No : 2

Weather: Sunny
Counter: DB-400
Counted by: Jake/Mike

Groups Printed- Unshifted - Bank 1

Start Time	CSAH 7 (7th ave) Southbound					CSAH 14 (Main St.) Westbound					CSAH 7 (7th ave) Northbound					CSAH 14 (Main St.) Eastbound					Exclu. Total	Inclu. Total	Int. Total
	Left	Thru	Right	Heavy	App. Total	Left	Thru	Right	Heavy	App. Total	Left	Thru	Right	Heavy	App. Total	Left	Thru	Right	Heavy	App. Total			
19:00	14	30	15	2	59	2	36	5	0	43	0	14	1	0	15	12	80	6	1	98	3	215	218
19:15	13	27	11	0	51	3	63	13	1	79	3	29	4	0	36	24	68	7	1	99	2	265	267
19:30	16	24	18	0	58	12	65	11	0	88	3	34	4	0	41	27	91	3	0	121	0	308	308
19:45	9	34	13	0	56	4	63	17	1	84	12	35	6	0	53	26	80	7	1	113	2	306	308
Total	52	115	57	2	224	21	227	46	2	294	18	112	15	0	145	89	319	23	3	431	7	1094	1101
20:00	14	31	15	1	60	3	64	9	0	76	5	32	4	1	41	28	60	7	0	95	2	272	274
20:15	4	21	11	2	36	4	62	8	0	74	1	37	2	0	40	16	55	6	0	77	2	227	229
20:30	11	18	23	2	52	2	65	8	0	75	4	37	4	2	45	28	66	5	0	99	4	271	275
20:45	8	21	9	0	38	2	34	8	0	44	6	19	2	0	27	15	48	2	0	65	0	174	174
Total	37	91	58	5	186	11	225	33	0	269	16	125	12	3	153	87	229	20	0	336	8	944	952
21:00	6	23	8	0	37	1	34	3	0	38	0	0	0	0	0	15	45	6	1	66	1	141	142
21:15	8	20	14	0	42	0	22	3	0	25	0	6	0	0	6	24	49	6	0	79	0	152	152
21:30	3	12	15	0	30	3	26	2	0	31	3	5	1	0	9	10	39	2	0	51	0	121	121
21:45	3	12	6	0	21	1	15	1	0	17	1	9	0	0	10	4	22	3	0	29	0	77	77
Total	20	67	43	0	130	5	97	9	0	111	4	20	1	0	25	53	155	17	1	225	1	491	492
Grand Total	945	3046	1565	174	5556	225	4348	817	123	5390	347	2977	307	109	3631	1950	5568	486	159	7994	565	22571	23136
Apprch %	17	54.8	28.2			4.2	80.7	15.2			9.6	82	8.5			24.4	69.5	6.1			2.4	97.6	
Total %	4.2	13.5	6.9		24.6	1	19.3	3.6		23.9	1.5	13.2	1.4		16.1	8.6	24.6	2.2		35.4	0	0	100
Unshifted	945	3046	1565		5730	225	4348	817		5513	347	2977	307		3740	1950	5568	486		8153	0	0	23136
% Unshifted	100	100	100		100	100	100	100		100	100	100	100		100	100	100	100		100	0	0	100
Bank 1	0	0	0		0	0	0	0		0	0	0	0		0	0	0	0		0	0	0	0
% Bank 1	0	0	0		0	0	0	0		0	0	0	0		0	0	0	0		0	0	0	0

Start Time	CSAH 7 (7th ave) Southbound				CSAH 14 (Main St.) Westbound				CSAH 7 (7th ave) Northbound				CSAH 14 (Main St.) Eastbound				Int. Total
	Left	Thru	Right	App. Total	Left	Thru	Right	App. Total	Left	Thru	Right	App. Total	Left	Thru	Right	App. Total	
Peak Hour Analysis From 06:00 to 11:45 - Peak 1 of 1																	
Peak Hour for Entire Intersection Begins at 11:00																	
11:00	11	35	20	66	1	26	4	31	7	29	5	41	25	92	6	123	261
11:15	15	44	35	94	4	53	11	68	4	60	7	71	30	103	7	140	373
11:30	10	44	27	81	1	56	6	63	0	44	11	55	22	114	4	140	339
11:45	18	58	15	91	5	89	15	109	3	60	7	70	47	98	6	151	421
Total Volume	54	181	97	332	11	224	36	271	14	193	30	237	124	407	23	554	1394
% App. Total	16.3	54.5	29.2		4.1	82.7	13.3		5.9	81.4	12.7		22.4	73.5	4.2		
PHF	.750	.780	.693	.883	.560	.629	.600	.622	.500	.804	.682	.835	.660	.893	.821	.917	.828
Peak Hour Analysis From 12:00 to 21:45 - Peak 1 of 1																	
Peak Hour for Entire Intersection Begins at 16:15																	
16:15	26	60	34	120	4	93	17	114	8	88	12	108	57	128	16	201	543
16:30	21	56	34	111	7	89	25	121	5	124	9	138	61	187	12	260	630
16:45	33	66	39	138	7	84	20	111	6	87	10	103	64	117	12	193	545
17:00	23	39	20	82	0	89	27	116	5	105	3	113	60	140	14	214	525
Total Volume	103	221	127	451	18	355	89	462	24	404	34	462	242	572	54	868	2243
% App. Total	22.8	49	28.2		3.9	76.8	19.3		5.2	87.4	7.4		27.9	65.9	6.2		
PHF	.780	.837	.814	.817	.643	.954	.824	.955	.750	.815	.708	.837	.945	.765	.844	.835	.890

**ANOKA COUNTY HIGHWAY
PC-WARRANTS
TRAFFIC SIGNAL WARRANT ANALYSIS**

Study Name :
Study Date : 07/03/08
Page No. : 1

Signal Warrants - Summary

Major Street Approaches

Eastbound: CSAH 14 (Main St.)
Number of Lanes: 2
Approach Speed: 30
Total Approach Volume: 7,994

Westbound: CSAH 14 (Main St.)
Number of Lanes: 2
Approach Speed: 35
Total Approach Volume: 5,390

Minor Street Approaches

Northbound: CSAH 7 (7th ave)
Number of Lanes: 2

Total Approach Volume: 3,631

Southbound: CSAH 7 (7th ave)
Number of Lanes: 2

Total Approach Volume: 5,556

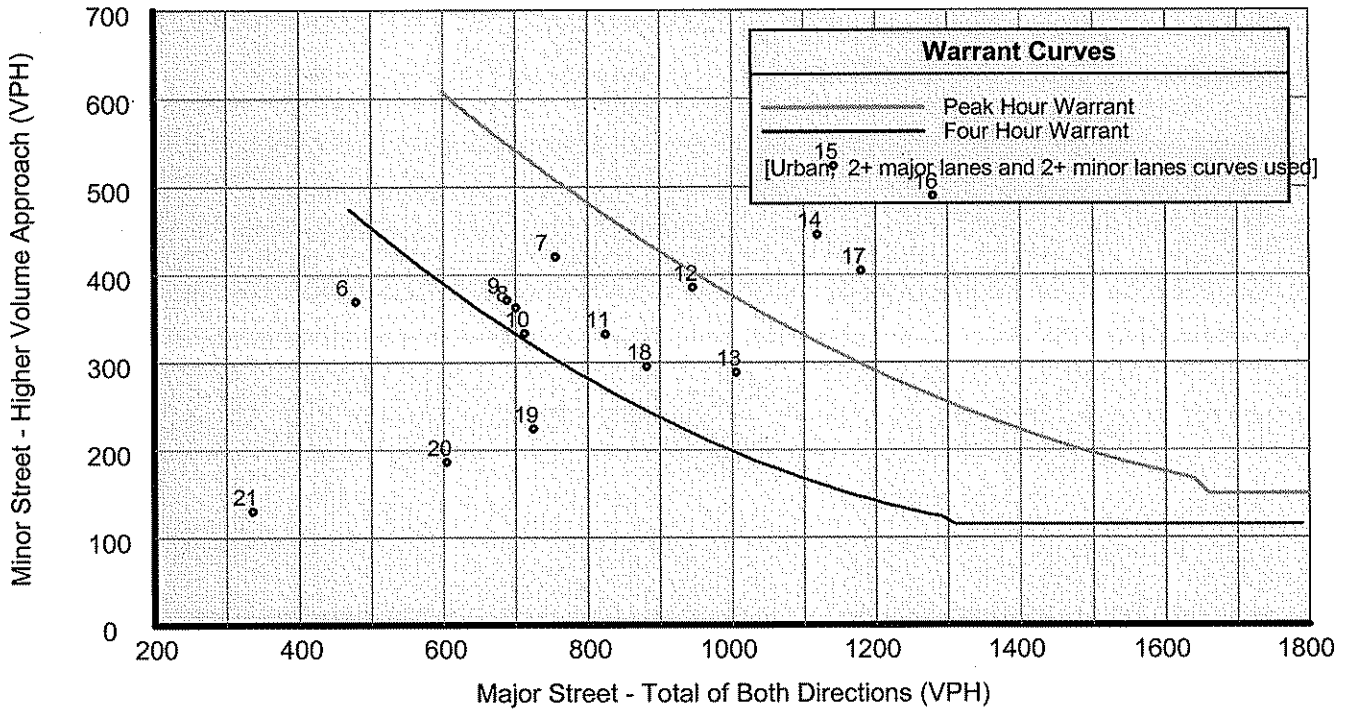
Warrant Summary (Urban values apply.)

Warrant 1 - Eight Hour Vehicular Volumes	Satisfied
Warrant 1A - Minimum Vehicular Volume	Satisfied
Required volumes reached for 13 hours, 8 are needed	
Warrant 1B - Interruption of Continuous Traffic	Not Satisfied
Required volumes reached for 6 hours, 8 are needed	
Warrant 1 A&B - Combination of Warrants	Satisfied
Required volumes reached for 10 hours, 8 are needed	
Warrant 2 - Four Hour Volumes	Satisfied
Number of hours (12) volumes exceed minimum >= minimum required (4).	
Warrant 3 - Peak Hour	Satisfied
Warrant 3A - Peak Hour Delay	Satisfied
Number of hours (51) volumes exceed minimum >= required (1). Delay data not evaluated.	
Warrant 3B - Peak Hour Volumes	Satisfied
Volumes exceed minimums for at least one hour.	
Warrant 4 - Pedestrian Volumes	Not Evaluated
Warrant 5 - School Crossing	Not Evaluated
Warrant 6 - Coordinated Signal System	Not Evaluated
Warrant 7 - Crash Experience	Not Evaluated
Warrant 8 - Roadway Network	Not Evaluated

ANOKA COUNTY HIGHWAY PC-WARRANTS TRAFFIC SIGNAL WARRANT ANALYSIS

Study Name :
Study Date : 07/03/08
Page No. : 2

Signal Warrants - Summary



Analysis of 8-Hour Volume Warrants:

Hour Begin	Major Total	Higher Minor Vol	Dir	War-1A			War-1B			War-1A&B		
				Major Crit	Minor Crit	Meets?	Major Crit	Minor Crit	Meets?	Major Crit	Minor Crit	Meets?
00:00	0	0	NB	600-No	200-No	---	900-No	100-No	---	720-No	160-No	---
01:00	0	0	NB	600-No	200-No	---	900-No	100-No	---	720-No	160-No	---
02:00	0	0	NB	600-No	200-No	---	900-No	100-No	---	720-No	160-No	---
03:00	0	0	NB	600-No	200-No	---	900-No	100-No	---	720-No	160-No	---
04:00	0	0	NB	600-No	200-No	---	900-No	100-No	---	720-No	160-No	---
05:00	0	0	NB	600-No	200-No	---	900-No	100-No	---	720-No	160-No	---
06:00	479	369	SB	600-No	200-Yes	Minor	900-No	100-Yes	Minor	720-No	160-Yes	Minor
07:00	756	420	SB	600-Yes	200-Yes	Both	900-No	100-Yes	Minor	720-Yes	160-Yes	Both
08:00	701	362	SB	600-Yes	200-Yes	Both	900-No	100-Yes	Minor	720-No	160-Yes	Minor
09:00	689	371	SB	600-Yes	200-Yes	Both	900-No	100-Yes	Minor	720-No	160-Yes	Minor
10:00	713	333	SB	600-Yes	200-Yes	Both	900-No	100-Yes	Minor	720-No	160-Yes	Minor
11:00	825	332	SB	600-Yes	200-Yes	Both	900-No	100-Yes	Minor	720-Yes	160-Yes	Both
12:00	946	385	SB	600-Yes	200-Yes	Both	900-Yes	100-Yes	Both	720-Yes	160-Yes	Both
13:00	1,006	288	SB	600-Yes	200-Yes	Both	900-Yes	100-Yes	Both	720-Yes	160-Yes	Both
14:00	1,119	445	SB	600-Yes	200-Yes	Both	900-Yes	100-Yes	Both	720-Yes	160-Yes	Both
15:00	1,142	523	SB	600-Yes	200-Yes	Both	900-Yes	100-Yes	Both	720-Yes	160-Yes	Both
16:00	1,280	489	SB	600-Yes	200-Yes	Both	900-Yes	100-Yes	Both	720-Yes	160-Yes	Both
17:00	1,180	404	SB	600-Yes	200-Yes	Both	900-Yes	100-Yes	Both	720-Yes	160-Yes	Both
18:00	882	295	SB	600-Yes	200-Yes	Both	900-No	100-Yes	Minor	720-Yes	160-Yes	Both
19:00	725	224	SB	600-Yes	200-Yes	Both	900-No	100-Yes	Minor	720-Yes	160-Yes	Both
20:00	605	186	SB	600-Yes	200-No	Major	900-No	100-Yes	Minor	720-No	160-Yes	Minor
21:00	336	130	SB	600-No	200-No	---	900-No	100-Yes	Minor	720-No	160-No	---
22:00	0	0	NB	600-No	200-No	---	900-No	100-No	---	720-No	160-No	---
23:00	0	0	NB	600-No	200-No	---	900-No	100-No	---	720-No	160-No	---

**ANOKA COUNTY HIGHWAY
PC-WARRANTS
TRAFFIC SIGNAL WARRANT ANALYSIS**

Study Name :
Study Date : 06/19/08
Page No. : 1

Multi-Way Stop Warrant Report

Major Street Approaches

Eastbound: CSAH 14 (Main St.)
Total Approach Volume: 7,994
Approach Speed: 30

Westbound: CSAH 14 (Main St.)
Total Approach Volume: 5,390
Approach Speed: 35

Minor Street Approaches

Northbound: CSAH 7 (7th ave)
Total Approach Volume: 3,631

Southbound: CSAH 7 (7th ave)
Total Approach Volume: 5,556

Warrant Summary

Criteria A - Interim Measure Not Evaluated
If traffic signals are justified, stop signs can be installed as an interim measure.

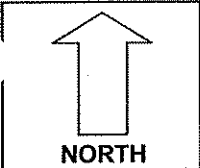
Criteria B - Crash Experience Not Evaluated

Criteria C - Minimum Volumes and Delays Satisfied
Delay data not evaluated
Required volumes reached for 15 hours, 8 are needed

Criteria D - 80% of Volumes, Delays, and Crashes Not Evaluated
Delay data not evaluated
Number of crashes (-1) is less than the minimum required (4).
Required volumes reached for 15 hours, 8 are needed

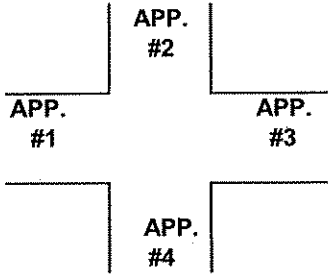
Analysis of 8 Hour Volume Warrants:

Time	Major		Crit C			Crit D		
	Total	Minor Total	Major	Minor Crit	Meets?	Major Crit	Minor Crit	Meets?
00:00 - 01:00	0	0	300-No	200-No	No	240-No	160-No	No
01:00 - 02:00	0	0	300-No	200-No	No	240-No	160-No	No
02:00 - 03:00	0	0	300-No	200-No	No	240-No	160-No	No
03:00 - 04:00	0	0	300-No	200-No	No	240-No	160-No	No
04:00 - 05:00	0	0	300-No	200-No	No	240-No	160-No	No
05:00 - 06:00	0	0	300-No	200-No	No	240-No	160-No	No
06:00 - 07:00	479	481	300-Yes	200-Yes	Both	240-Yes	160-Yes	Both
07:00 - 08:00	756	600	300-Yes	200-Yes	Both	240-Yes	160-Yes	Both
08:00 - 09:00	701	562	300-Yes	200-Yes	Both	240-Yes	160-Yes	Both
09:00 - 10:00	689	584	300-Yes	200-Yes	Both	240-Yes	160-Yes	Both
10:00 - 11:00	713	533	300-Yes	200-Yes	Both	240-Yes	160-Yes	Both
11:00 - 12:00	825	569	300-Yes	200-Yes	Both	240-Yes	160-Yes	Both
12:00 - 13:00	946	624	300-Yes	200-Yes	Both	240-Yes	160-Yes	Both
13:00 - 14:00	1,006	570	300-Yes	200-Yes	Both	240-Yes	160-Yes	Both
14:00 - 15:00	1,119	705	300-Yes	200-Yes	Both	240-Yes	160-Yes	Both
15:00 - 16:00	1,142	864	300-Yes	200-Yes	Both	240-Yes	160-Yes	Both
16:00 - 17:00	1,280	924	300-Yes	200-Yes	Both	240-Yes	160-Yes	Both
17:00 - 18:00	1,180	790	300-Yes	200-Yes	Both	240-Yes	160-Yes	Both
18:00 - 19:00	882	518	300-Yes	200-Yes	Both	240-Yes	160-Yes	Both
19:00 - 20:00	725	369	300-Yes	200-Yes	Both	240-Yes	160-Yes	Both
20:00 - 21:00	605	339	300-Yes	200-Yes	Both	240-Yes	160-Yes	Both
21:00 - 22:00	336	155	300-Yes	200-No	Major	240-Yes	160-No	Major
22:00 - 23:00	0	0	300-No	200-No	No	240-No	160-No	No
23:00 - 00:00	0	0	300-No	200-No	No	240-No	160-No	No



COUNT LOCATION: CSAH 14 (Main St.) DATE: 06/23/2008
CSAH 7 (7th ave)

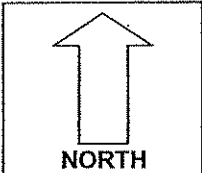
APP. #1 = CSAH 14
APP. #2 = CSAH 7
APP. #3 = CSAH 14
APP. #4 = CSAH 7



HEAVY VEHICLE- ANY VEHICLE HAVING MORE THAN FOUR TIRES TOUCHING THE PAVEMENT
 A. TRUCKS- A HEAVY VEHICLE INVOLVED PRIMARILY IN THE TRANSPORT OF GOODS OR IN THE DELIVERY OF A SERVICE.
 B. RV- A HEAVY VEHICLE OPERATED BY A PRIVATE MOTORIST AND INVOLVED IN THE TRANSPORT OF RECREATIONAL EQUIPMENT OR FACILITIES.
 C. BUSES- A HEAVY VEHICLE INVOLVED IN THE TRANSPORTATION OF GROUPS OF PEOPLE.

TIME	PEDESTRIANS					HEAVY VEHICLES		
	APP. #1	APP. #2	APP. #3	APP. #4	15 MIN TOT	TRUCKS	RV	BUS
6:00-6:15AM						4		2
6:15-6:30						3		1
6:30-6:45			2	1	3	2		2
6:45-7:00						5		4
HOURLY TOTAL					3	HOURLY TOTAL		23
7:00-7:15						9		3
7:15-7:30						4	1	
7:30-7:45						8		2
7:45-8:00						12		2
HOURLY TOTAL						HOURLY TOTAL		41
8:00-8:15	2		1		3	16		2
8:15-8:30						11		3
8:30-8:45						16		4
8:45-9:00						13		2
HOURLY TOTAL					3	HOURLY TOTAL		67
9:00-9:15						9		1
9:15-9:30						7		1
9:30-9:45						7		1
9:45-10:00		3			3	10		3
HOURLY TOTAL					3	HOURLY TOTAL		39
10:00-10:15	1		2		3	5		3
10:15-10:30	2		1			14		
10:30-10:45	3	1			4	13		1
10:45-11:00		2			2	7		2
HOURLY TOTAL					9	HOURLY TOTAL		45
11:00-11:15	3	2	3		8	20	2	5
11:15-11:30						17		1
11:30-11:45						18	2	3
11:45-12:00						9	1	6
HOURLY TOTAL					8	HOURLY TOTAL		84
12:00-12:15	3				3	17		2
12:15-12:30	2					7		3
12:30-12:45						5		3
12:45-1:00			1		1	10		
HOURLY TOTAL					4	HOURLY TOTAL		47
1:00-1:15						7		2
1:15-1:30						12		3
1:30-1:45						11		2
1:45-2:00						15		4
HOURLY TOTAL						HOURLY TOTAL		56
					TOTAL		TOTAL	402

1
2
3
4
5
6
7
8
9
10
11
12
13
14
15
16
17
18
19
20
21
22
23
24
25
26
27
28
29
30
31
32



COUNT LOCATION:

CSAH 14 (Main St.)

DATE:

06/19/2008

CSAH 7 (7th ave)

APP. #1 = CSAH 14
APP. #2 = CSAH 7
APP. #3 = CSAH 14
APP. #4 = CSAH 7

APP.
#2

HEAVY VEHICLE- ANY VEHICLE HAVING MORE THAN FOUR TIRES TOUCHING THE PAVEMENT

APP.
#1

APP.
#3

A. TRUCKS- A HEAVY VEHICLE INVOLVED PRIMARILY IN THE TRANSPORT OF GOODS OR IN THE DELIVERY OF A SERVICE.

APP.
#4

B. RV- A HEAVY VEHICLE OPERATED BY A PRIVATE MOTORIST AND INVOLVED IN THE TRANSPORT OF RECREATIONAL EQUIPMENT OR FACILITIES.

C. BUSES- A HEAVY VEHICLE INVOLVED IN THE TRANSPORTATION OF GROUPS OF PEOPLE.

TIME	PEDESTRIANS					HEAVY VEHICLES		
	APP. #1	APP. #2	APP. #3	APP. #4	15 MIN TOT	TRUCKS	RV	BUS
2:00-2:15PM		1		2	3	11		
2:15-2:30	1	2	1			5		
2:30-2:45		3	4	4	11	13		1
2:45-3:00	2	1	2		5	11		
HOURLY TOTAL					19	HOURLY TOTAL		41
3:00-3:15		1	2		3	8	1	3
3:15-3:30	1	1	2			8		2
3:30-3:45		1	2		3	5		2
3:45-4:00						7		
HOURLY TOTAL					6	HOURLY TOTAL		36
4:00-4:15	1		2		3	7		1
4:15-4:30		1	4			9		1
4:30-4:45		3	1	2	6	5		
4:45-5:00	4				4	5		1
HOURLY TOTAL					13	HOURLY TOTAL		29
5:00-5:15						6		2
5:15-5:30		1				4		1
5:30-5:45	1	2			3	3		1
5:45-6:00				1	1	3		
HOURLY TOTAL					4	HOURLY TOTAL		20
6:00-6:15	7	1	1		9	3		2
6:15-6:30			1	1		1		
6:30-6:45			1		1	1		
6:45-7:00				3	3	2		2
HOURLY TOTAL					13	HOURLY TOTAL		11
7:00-7:15				2	2	2		1
7:15-7:30						2		
7:30-7:45	3	1			4			
7:45-8:00		2			2	2		
HOURLY TOTAL					8	HOURLY TOTAL		7
8:00-8:15								
8:15-8:30		1	1	1		3		
8:30-8:45						2		
8:45-9:00	1				1	3		
HOURLY TOTAL					1	HOURLY TOTAL		8
9:00-9:15								
9:15-9:30			1					
9:30-9:45								
9:45-10:00								
HOURLY TOTAL						HOURLY TOTAL		
					TOTAL		TOTAL	152

Grand Total

554

1
2
3
4
5
6
7
8
9
10
11
12
13
14
15
16
17
18
19
20
21
22
23
24
25
26
27
28
29
30
31
32