


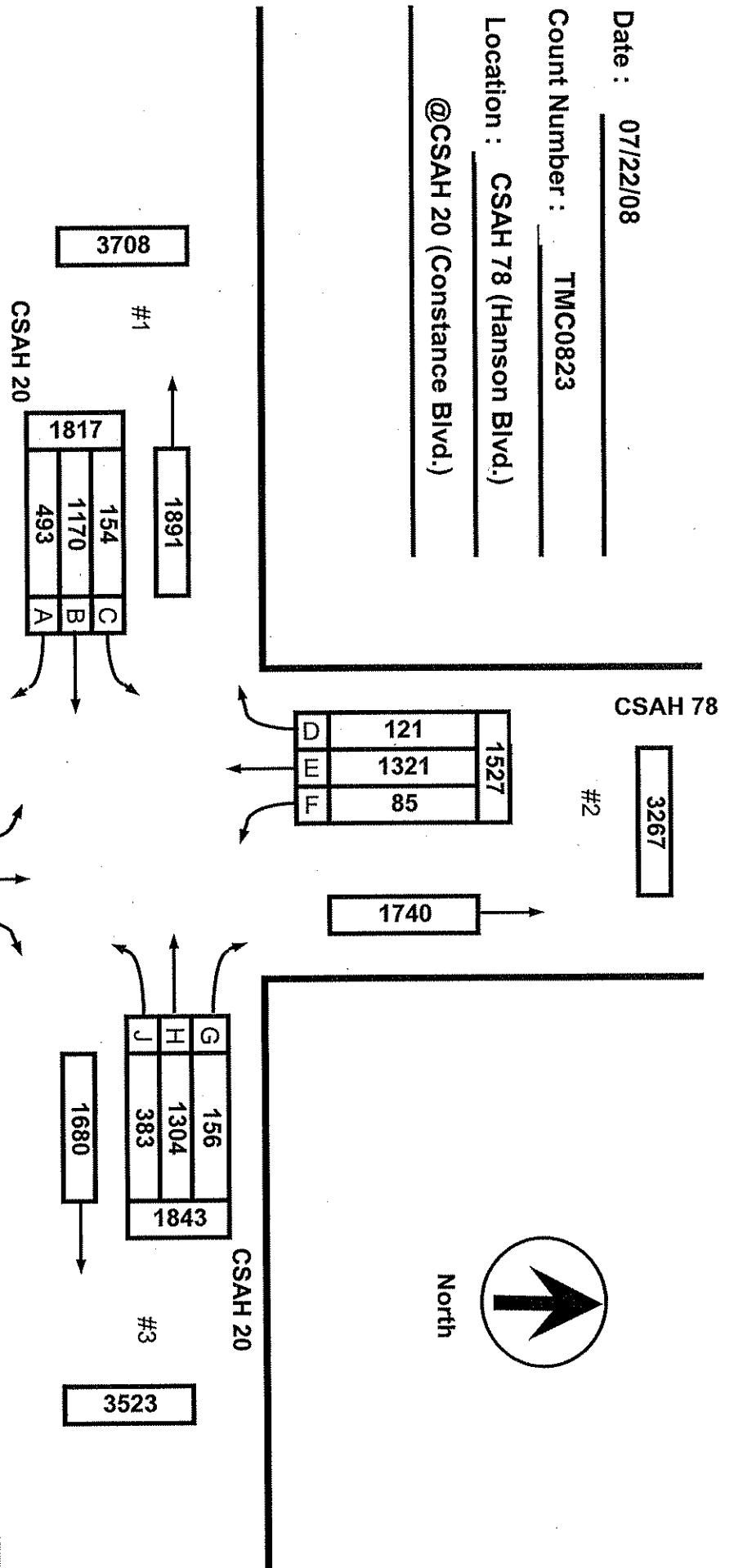
Date : 07/22/08

Count Number : TMC0823

Location : CSAH 78 (Hanson Blvd.)  
@CSAH 20 (Constance Blvd.)



North



LANES OF APPROACH

	RIGHT TURN LANE	LEFT TURN LANE	THRU LANES	TOTAL
#1	1	0	1	2
#2	1	0	1	2
#3	1	0	1	2
#4	1	0	1	2

CSAH 78

2197

466	M
1430	L
425	K
2321	

#4

4518

CSAH 20

156	G
1304	H
383	J
1843	

#3

1680

3523

Anoka County Highway Department

Traffic Volume and Turning

Movement Study

Date : 07/22/08


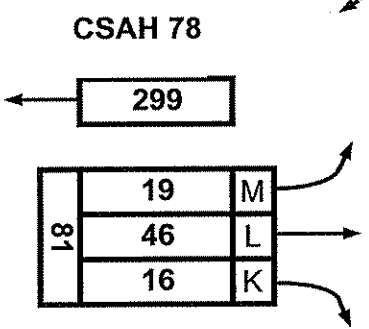
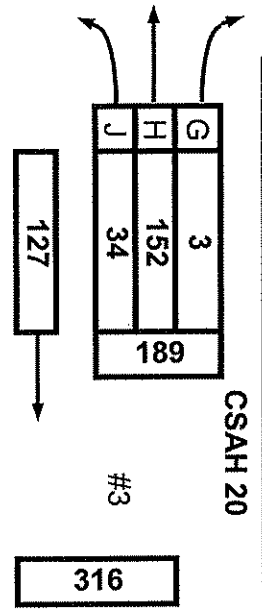
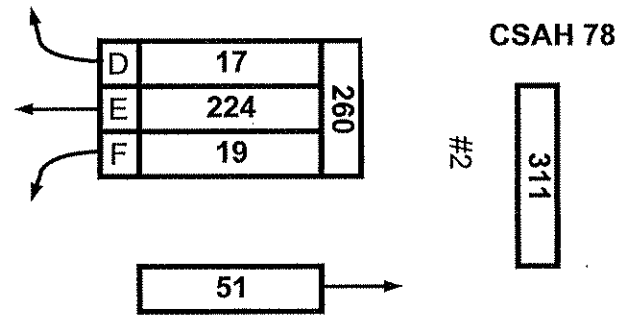
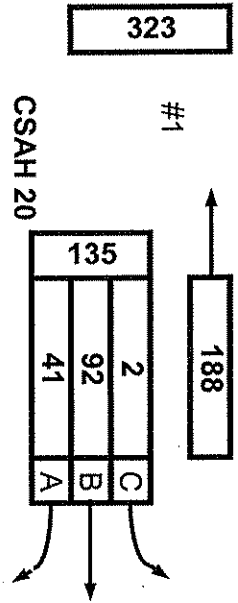
Count Number : TMC0823

Location : CSAH 78 (Hanson Blvd.)

@CSAH 20 (Constance Blvd.)

Hour: 6:30 - 7:30 AM

	LANES OF APPROACH			TOTAL
	RIGHT TURN LANE	LEFT TURN LANE	THRU LANES	
#1	1	0	1	2
#2	1	0	1	2
#3	1	0	1	2
#4	1	0	1	2



Anoka County Highway Department  
 Traffic Volume and Turning  
 Movement Study


Date : 07/22/08

Count Number : TMC0823

Location : CSAH 78 (Hanson Blvd.)

@CSAH 20 (Constance Blvd.)

Hour: 3:45 - 4:45 PM



North

CSAH 78

431

#2

280	48	D
	179	E
	53	F

151

CSAH 20

21	G
139	H
24	J
184	

CSAH 20

#3

251

435

CSAH 20

464

#1

193

271	34	C
	192	B
	45	A

LANES OF APPROACH

	RIGHT TURN LANE	LEFT TURN LANE	THRU LANES	TOTAL
#1	1	0	1	2
#2	1	0	1	2
#3	1	0	1	2
#4	1	0	1	2

CSAH 78

248

#4

6	M
96	L
6	K
108	

356

Anoka County Highway Department

Traffic Volume and Turning

Movement Study

# Anoka County Highway Department

## Traffic Engineering Section

### Traffic Volume and Turning Movement Study

File Name : TMC0823

Site Code : 08230202

Start Date : 07/22/200

Page No : 1

Weather: Warm and sunny

Counter: DB-400

Counted by: Jake/Mike

#### Groups Printed- Unshifted - Bank 1

Start Time	CSAH 78 (Hanson Blvd.) Southbound					CSAH 20 (Constance Blvd.) Westbound					CSAH 78 (Hanson Blvd.) Northbound					CSAH 20 (Constance Blvd.) Eastbound					Excl. Total	Inclu. Total	Int. Total
	Left	Thru	Right	Heavy	App. Total	Left	Thru	Right	Heavy	App. Total	Left	Thru	Right	Heavy	App. Total	Left	Thru	Right	Heavy	App. Total			
06:00	4	26	1	1	31	3	17	0	1	20	1	8	2	0	11	0	16	7	0	23	2	85	87
06:15	3	49	3	1	55	10	29	0	1	39	8	6	5	1	19	1	21	7	2	29	5	142	147
06:30	7	66	6	0	79	14	48	2	2	64	6	7	3	1	16	0	15	14	1	29	4	188	192
06:45	3	49	8	0	60	7	36	1	2	44	4	4	5	1	13	2	20	6	2	28	5	145	150
Total	17	190	18	2	225	34	130	3	6	167	19	25	15	3	59	3	72	34	5	109	16	560	576
07:00	3	64	1	1	68	5	29	0	1	34	3	11	3	1	17	0	27	9	6	36	9	155	164
07:15	6	45	2	0	53	8	39	0	1	47	6	24	5	1	35	0	30	12	0	42	2	177	179
07:30	8	36	2	4	46	6	17	3	1	26	10	19	8	0	37	0	20	5	1	25	6	134	140
07:45	4	32	5	1	41	7	21	0	1	28	2	20	0	1	22	1	20	12	2	33	5	124	129
Total	21	177	10	6	208	26	106	3	4	135	21	74	16	3	111	1	97	38	9	136	22	590	612
08:00	1	29	1	1	31	5	4	1	0	10	4	9	1	1	14	2	8	7	1	17	3	72	75
08:15	0	18	0	0	18	7	29	6	2	42	9	18	5	3	32	3	11	9	2	23	7	115	122
08:30	0	27	6	2	33	10	40	1	7	51	17	13	4	5	34	0	10	8	3	18	17	136	153
08:45	0	12	1	1	13	8	25	3	4	36	26	22	8	1	56	0	18	22	13	40	19	145	164
Total	1	86	8	4	95	30	98	11	13	139	56	62	18	10	136	5	47	46	19	98	46	468	514
09:00	1	20	3	3	24	4	14	2	1	20	7	27	11	2	45	0	14	8	1	22	7	111	118
09:15	0	21	2	5	23	2	7	2	2	11	5	8	2	0	15	2	16	2	1	20	8	69	77
09:30	1	17	0	0	18	2	4	1	1	7	1	12	6	1	19	0	6	0	1	6	3	50	53
09:45	0	21	3	1	24	1	5	1	0	7	3	11	4	1	18	0	6	5	0	11	2	60	62
Total	2	79	8	9	89	9	30	6	4	45	16	58	23	4	97	2	42	15	3	59	20	290	310
10:00	0	14	1	0	15	0	9	2	1	11	5	10	4	3	19	2	7	1	2	10	6	55	61
10:15	0	16	0	2	16	0	10	0	0	10	1	7	3	1	11	2	6	4	4	12	7	49	56
10:30	1	16	1	1	18	4	6	0	2	10	3	11	5	0	19	0	4	3	0	7	3	54	57
10:45	3	18	4	3	25	1	1	0	0	2	6	19	3	6	28	1	5	3	2	9	11	64	75
Total	4	64	6	6	74	5	26	2	3	33	15	47	15	10	77	5	22	11	8	38	27	222	249
11:00	0	14	5	1	19	3	3	0	1	6	3	18	4	2	25	1	6	1	2	8	6	58	64
11:15	1	13	1	2	15	2	4	2	1	8	9	20	5	0	34	0	5	4	2	9	5	66	71
11:30	1	19	4	1	24	10	10	5	5	25	9	14	8	1	31	4	16	8	4	28	11	108	119
11:45	0	18	0	1	18	2	11	1	4	14	10	20	8	7	38	0	3	2	0	5	12	75	87
Total	2	64	10	5	76	17	28	8	11	53	31	72	25	10	128	5	30	15	8	50	34	307	341
12:00	0	17	4	3	21	8	5	0	2	13	6	21	8	3	35	0	25	12	10	37	18	106	124
12:15	2	20	1	1	23	9	5	2	3	16	3	23	5	0	31	1	4	8	0	13	4	83	87
12:30	0	22	0	0	22	3	7	0	1	10	7	15	5	2	27	1	6	9	3	16	6	75	81
12:45	1	15	0	0	16	2	5	1	1	8	6	24	10	3	40	3	2	6	2	11	6	75	81
Total	3	74	5	4	82	22	22	3	7	47	22	83	28	8	133	5	37	35	15	77	34	339	373
13:00	1	17	1	2	19	5	7	0	0	12	6	15	9	1	30	3	2	4	1	9	4	70	74
13:15	2	12	4	2	18	3	8	0	1	11	6	33	3	2	42	0	6	5	0	11	5	82	87
13:30	0	15	1	2	16	7	8	2	3	17	2	26	2	4	30	0	2	6	0	8	9	71	80
13:45	0	21	0	0	21	5	8	3	2	16	3	17	7	1	27	1	5	3	0	9	3	73	76
Total	3	65	6	6	74	20	31	5	6	56	17	91	21	8	129	4	15	18	1	37	21	296	317
14:00	2	10	1	2	13	10	16	5	2	31	2	24	7	2	33	2	19	6	1	27	7	104	111
14:15	1	18	0	3	19	6	26	3	1	35	4	18	10	1	32	0	11	4	1	15	6	101	107
14:30	0	15	0	2	15	3	21	3	3	27	0	23	4	0	27	0	2	1	0	3	5	72	77
14:45	0	21	0	0	21	4	18	6	2	28	3	30	4	2	37	10	28	5	3	43	7	129	136
Total	3	64	1	7	68	23	81	17	8	121	9	95	25	5	129	12	60	16	5	88	25	406	431
15:00	1	24	3	2	28	2	39	2	0	43	4	27	1	2	32	1	0	0	1	1	5	104	109
15:15	1	19	1	0	21	12	29	5	3	46	6	38	9	1	53	0	0	0	0	0	4	120	124
15:30	2	16	1	0	19	10	29	2	4	41	8	26	7	1	41	2	29	6	0	37	5	138	143
15:45	1	30	1	0	32	6	37	8	4	51	8	41	16	1	65	11	67	12	3	90	8	238	246
Total	5	89	6	2	100	30	134	17	11	181	26	132	33	5	191	14	96	18	4	128	22	600	622
16:00	2	33	2	1	37	9	26	0	0	35	24	37	11	5	72	8	27	13	3	48	9	192	201
16:15	3	14	1	1	18	7	43	4	1	54	14	51	13	1	78	13	55	11	1	79	4	229	233
16:30	0	19	2	0	21	2	33	9	3	44	7	50	8	2	65	2	43	9	7	54	12	184	196
16:45	1	22	6	1	29	8	32	8	0	48	10	41	3	1	54	8	28	11	2	47	4	178	182
Total	6	88	11	3	105	26	134	21	4	181	55	179	35	9	269	31	153	44	13	228	29	783	812
17:00	0	6	1	0	7	4	40	4	0	48	14	40	6	1	60	9	39	5	0	53	1	168	169
17:15	1	18	1	0	20	11	40	9	0	60	8	36	10	0	54	4	27	7	2	38	2	172	174
17:30	0	34	5	0	39	13	33	4	1	50	12	47	15	1	74	7	46	19	2	72	4	235	239
17:45	1	24	4	0	29	12	49	2	1	63	14	41	15	0	70	8	41	13	1	62	2	224	226
Total	2	82	11	0	95	40	162	19	2	221	48	164	46	2	258	28	153	44	5	225	9	799	808
18:00	1	14	4	0	19	12	31	6	1	49	7	22	8	0	37	1	22	5	0	28	1	133	134
18:15	2	17	3	0	22	5	31	1	0	37	5	15	4	0	24	4	43	17	1	64	1	147	148
18:30	0	8	1	0	9	9	27	4	1	40	2	11	3	1	16	1	15	4	0	20	2	85	87
18:45	1	10	0	0	11	2	8	1	0	11	2	14	8	0	24	3	29	18	0	50	0	96	96
Total	4	49	8	0	61	28	97	12	2	137	16	62	23	1	101	9	109	44	1	162	4	461	465

# Anoka County Highway Department

## Traffic Engineering Section Traffic Volume and Turning Movement Study

File Name : TMC0823  
Site Code : 08230202  
Start Date : 07/22/200  
Page No : 2

Weather: Warm and sunny  
Counter: DB-400  
Counted by: Jake/Mike

**Groups Printed- Unshifted - Bank 1**

Start Time	CSAH 78 (Hanson Blvd.) Southbound					CSAH 20 (Constance Blvd.) Westbound					CSAH 78 (Hanson Blvd.) Northbound					CSAH 20 (Constance Blvd.) Eastbound					Exclu. Total	Inclu. Total	Int. Total
	Left	Thru	Right	Heavy	App. Total	Left	Thru	Right	Heavy	App. Total	Left	Thru	Right	Heavy	App. Total	Left	Thru	Right	Heavy	App. Total			
19:00	2	24	1	0	27	2	12	1	1	15	10	16	5	1	31	3	40	27	0	70	2	143	145
19:15	0	21	2	0	23	5	16	0	0	21	10	14	6	0	30	3	18	6	0	27	0	101	101
19:30	1	11	1	0	13	8	24	3	0	35	14	24	6	1	44	2	17	8	0	27	1	119	120
19:45	1	7	0	0	8	4	12	3	0	19	7	33	12	0	52	5	17	3	1	25	1	104	105
<b>Total</b>	<b>4</b>	<b>63</b>	<b>4</b>	<b>0</b>	<b>71</b>	<b>19</b>	<b>64</b>	<b>7</b>	<b>1</b>	<b>90</b>	<b>41</b>	<b>87</b>	<b>29</b>	<b>2</b>	<b>157</b>	<b>13</b>	<b>92</b>	<b>44</b>	<b>1</b>	<b>149</b>	<b>4</b>	<b>467</b>	<b>471</b>
20:00	2	13	0	0	15	4	19	2	0	25	12	28	11	0	51	3	18	10	0	31	0	122	122
20:15	1	13	0	0	14	7	35	6	0	48	10	24	3	0	37	3	14	10	0	27	0	126	126
20:30	0	14	2	1	16	7	15	1	1	23	16	26	10	0	52	1	18	14	0	33	2	124	126
20:45	1	8	1	0	10	5	14	3	0	22	5	20	13	0	38	5	23	11	0	39	0	109	109
<b>Total</b>	<b>4</b>	<b>48</b>	<b>3</b>	<b>1</b>	<b>55</b>	<b>23</b>	<b>83</b>	<b>12</b>	<b>1</b>	<b>118</b>	<b>43</b>	<b>98</b>	<b>37</b>	<b>0</b>	<b>178</b>	<b>12</b>	<b>73</b>	<b>45</b>	<b>0</b>	<b>130</b>	<b>2</b>	<b>481</b>	<b>483</b>
21:00	1	10	0	0	11	13	28	5	0	46	11	27	12	1	50	1	21	4	0	26	1	133	134
21:15	1	8	4	0	13	11	23	3	0	37	9	29	8	1	46	1	17	8	0	26	1	122	123
21:30	0	11	1	0	12	0	10	1	0	11	5	26	11	0	42	3	14	7	0	24	0	89	89
21:45	2	10	1	0	13	7	17	1	1	25	6	19	5	0	30	0	20	7	0	27	1	95	96
<b>Total</b>	<b>4</b>	<b>39</b>	<b>6</b>	<b>0</b>	<b>49</b>	<b>31</b>	<b>78</b>	<b>10</b>	<b>1</b>	<b>119</b>	<b>31</b>	<b>101</b>	<b>36</b>	<b>2</b>	<b>168</b>	<b>5</b>	<b>72</b>	<b>26</b>	<b>0</b>	<b>103</b>	<b>3</b>	<b>439</b>	<b>442</b>
<b>Grand Total</b>	<b>85</b>	<b>1321</b>	<b>121</b>	<b>55</b>	<b>1527</b>	<b>383</b>	<b>1304</b>	<b>156</b>	<b>84</b>	<b>1843</b>	<b>466</b>	<b>1430</b>	<b>425</b>	<b>82</b>	<b>2321</b>	<b>154</b>	<b>1170</b>	<b>493</b>	<b>97</b>	<b>1817</b>	<b>318</b>	<b>7508</b>	<b>7826</b>
Apprch %	5.6	86.5	7.9			20.8	70.8	8.5			20.1	61.6	18.3			8.5	64.4	27.1					
Total %	1.1	17.6	1.6		20.3	5.1	17.4	2.1		24.5	6.2	19	5.7		30.9	2.1	15.6	6.6		24.2	4.1	95.9	
Unshifted	85	1321	121		1582	383	1304	156		1927	466	1430	425		2403	154	1170	493		1914	0	0	7826
% Unshifted	100	100	100		100	100	100	100		100	100	100	100		100	100	100	100		100	0	0	100
Bank 1	0	0	0		0	0	0	0		0	0	0	0		0	0	0	0		0	0	0	0
% Bank 1	0	0	0		0	0	0	0		0	0	0	0		0	0	0	0		0	0	0	0

Start Time	CSAH 78 (Hanson Blvd.) Southbound				CSAH 20 (Constance Blvd.) Westbound				CSAH 78 (Hanson Blvd.) Northbound				CSAH 20 (Constance Blvd.) Eastbound				Int. Total
	Left	Thru	Right	App. Total	Left	Thru	Right	App. Total	Left	Thru	Right	App. Total	Left	Thru	Right	App. Total	
Peak Hour Analysis From 06:00 to 11:45 - Peak 1 of 1																	
Peak Hour for Entire Intersection Begins at 06:30																	
06:30	7	66	6	79	14	48	2	64	6	7	3	16	0	15	14	29	188
06:45	3	49	8	60	7	36	1	44	4	4	5	13	2	20	6	28	145
07:00	3	64	1	68	5	29	0	34	3	11	3	17	0	27	9	36	155
07:15	6	45	2	53	8	39	0	47	6	24	5	35	0	30	12	42	177
<b>Total Volume</b>	<b>19</b>	<b>224</b>	<b>17</b>	<b>260</b>	<b>34</b>	<b>152</b>	<b>3</b>	<b>189</b>	<b>19</b>	<b>46</b>	<b>16</b>	<b>81</b>	<b>2</b>	<b>92</b>	<b>41</b>	<b>135</b>	<b>665</b>
% App. Total	7.3	86.2	6.5		18	80.4	1.6		23.5	56.8	19.8		1.5	68.1	30.4		
PHF	.679	.846	.531	.823	.607	.792	.375	.738	.792	.479	.800	.579	.250	.767	.732	.804	.884
Peak Hour Analysis From 12:00 to 21:45 - Peak 1 of 1																	
Peak Hour for Entire Intersection Begins at 15:45																	
15:45	1	30	1	32	6	37	8	51	8	41	16	65	11	67	12	90	238
16:00	2	33	2	37	9	26	0	35	24	37	11	72	8	27	13	48	192
16:15	3	14	1	18	7	43	4	54	14	51	13	78	13	55	11	79	229
16:30	0	19	2	21	2	33	9	44	7	50	8	65	2	43	9	54	184
<b>Total Volume</b>	<b>6</b>	<b>96</b>	<b>6</b>	<b>108</b>	<b>24</b>	<b>139</b>	<b>21</b>	<b>184</b>	<b>53</b>	<b>179</b>	<b>48</b>	<b>280</b>	<b>34</b>	<b>192</b>	<b>45</b>	<b>271</b>	<b>843</b>
% App. Total	5.6	88.9	5.6		13	75.5	11.4		18.9	63.9	17.1		12.5	70.8	16.6		
PHF	.500	.727	.750	.730	.667	.808	.583	.852	.552	.877	.750	.897	.654	.716	.865	.753	.886

**ANOKA COUNTY HIGHWAY  
PC-WARRANTS  
TRAFFIC SIGNAL WARRANT ANALYSIS**

Study Name : **TMC0823**  
Study Date : **07/28/08**  
Page No. : **1**

**Signal Warrants - Summary**

**Major Street Approaches**

**Northbound: CSAH 78 (Hanson Blvd.)**

Number of Lanes: **2**  
Approach Speed: **55**  
Total Approach Volume: **2,321**

**Southbound: CSAH 78 (Hanson Blvd.)**

Number of Lanes: **2**  
Approach Speed: **55**  
Total Approach Volume: **1,527**

**Minor Street Approaches**

**Eastbound: CSAH 20 (Constance Blvd.)**

Number of Lanes: **2**  
  
Total Approach Volume: **1,817**

**Westbound: CSAH 20 (Constance Blvd.)**

Number of Lanes: **2**  
  
Total Approach Volume: **1,843**

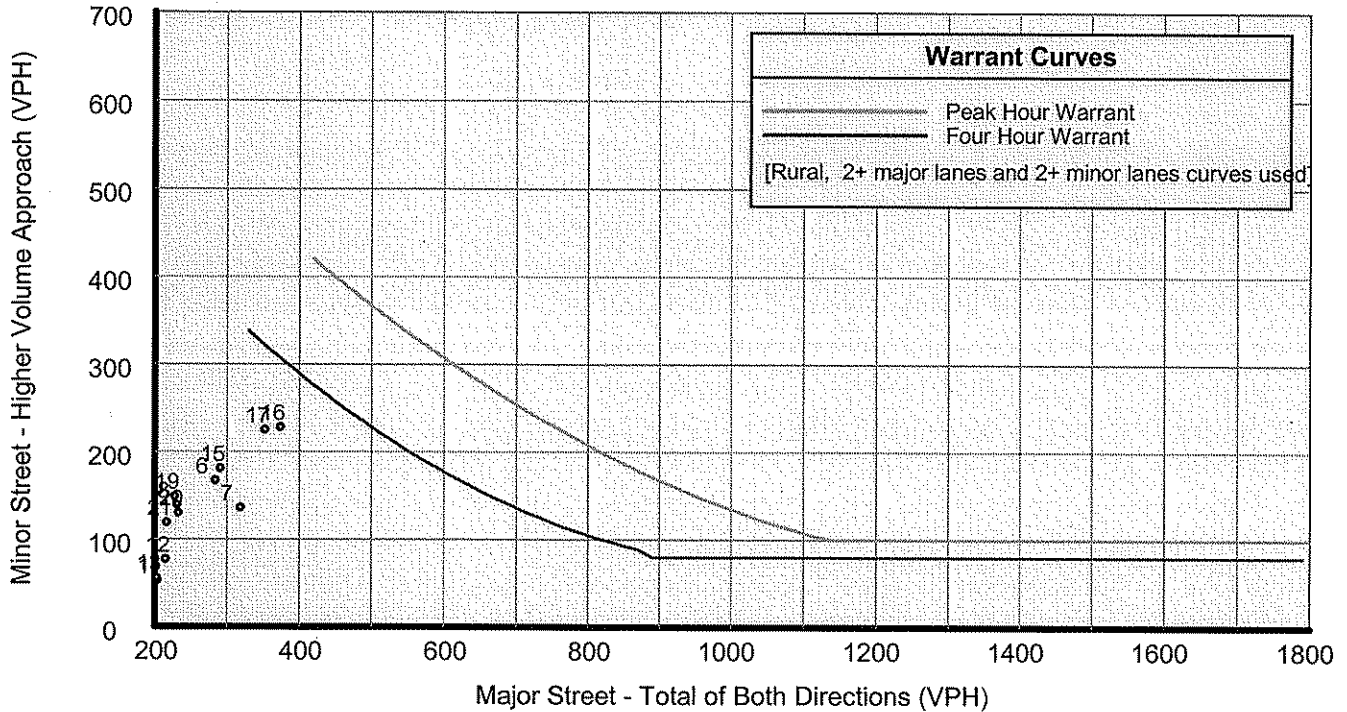
**Warrant Summary (Rural values apply.)**

- Warrant 1 - Eight Hour Vehicular Volumes** ..... **Not Satisfied**
  - Warrant 1A - Minimum Vehicular Volume** ..... **Not Satisfied**  
Required volumes reached for 0 hours, 8 are needed
  - Warrant 1B - Interruption of Continuous Traffic** ..... **Not Satisfied**  
Required volumes reached for 0 hours, 8 are needed
  - Warrant 1 A&B - Combination of Warrants** ..... **Not Satisfied**  
Required volumes reached for 0 hours, 8 are needed
  
- Warrant 2 - Four Hour Volumes** ..... **Not Satisfied**  
Number of hours (0) volumes exceed minimum < minimum required (4).
  
- Warrant 3 - Peak Hour** ..... **Satisfied**
  - Warrant 3A - Peak Hour Delay** ..... **Satisfied**  
Number of hours (1) volumes exceed minimum >= required (1). Delay data not evaluated.
  - Warrant 3B - Peak Hour Volumes** ..... **Not Satisfied**  
Volumes do not exceed minimums for any hour.
  
- Warrant 4 - Pedestrian Volumes** ..... **Not Evaluated**
  
- Warrant 5 - School Crossing** ..... **Not Evaluated**
  
- Warrant 6 - Coordinated Signal System** ..... **Not Evaluated**
  
- Warrant 7 - Crash Experience** ..... **Not Evaluated**
  
- Warrant 8 - Roadway Network** ..... **Not Evaluated**

# ANOKA COUNTY HIGHWAY PC-WARRANTS TRAFFIC SIGNAL WARRANT ANALYSIS

Study Name : TMC0823  
Study Date : 07/28/08  
Page No. : 2

## Signal Warrants - Summary



### Analysis of 8-Hour Volume Warrants:

Hour Begin	Major Total	Higher Minor Vol	Dir	War-1A			War-1B			War-1A&B		
				Major Crit	Minor Crit	Meets?	Major Crit	Minor Crit	Meets?	Major Crit	Minor Crit	Meets?
00:00	0	0	EB	420-No	140-No	---	630-No	70-No	---	504-No	112-No	---
01:00	0	0	EB	420-No	140-No	---	630-No	70-No	---	504-No	112-No	---
02:00	0	0	EB	420-No	140-No	---	630-No	70-No	---	504-No	112-No	---
03:00	0	0	EB	420-No	140-No	---	630-No	70-No	---	504-No	112-No	---
04:00	0	0	EB	420-No	140-No	---	630-No	70-No	---	504-No	112-No	---
05:00	0	0	EB	420-No	140-No	---	630-No	70-No	---	504-No	112-No	---
06:00	284	167	WB	420-No	140-Yes	Minor	630-No	70-Yes	Minor	504-No	112-Yes	Minor
07:00	319	136	EB	420-No	140-No	---	630-No	70-Yes	Minor	504-No	112-Yes	Minor
08:00	231	139	WB	420-No	140-No	---	630-No	70-Yes	Minor	504-No	112-Yes	Minor
09:00	186	59	EB	420-No	140-No	---	630-No	70-No	---	504-No	112-No	---
10:00	151	38	EB	420-No	140-No	---	630-No	70-No	---	504-No	112-No	---
11:00	204	53	WB	420-No	140-No	---	630-No	70-No	---	504-No	112-No	---
12:00	215	77	EB	420-No	140-No	---	630-No	70-Yes	Minor	504-No	112-No	---
13:00	203	56	WB	420-No	140-No	---	630-No	70-No	---	504-No	112-No	---
14:00	197	121	WB	420-No	140-No	---	630-No	70-Yes	Minor	504-No	112-Yes	Minor
15:00	291	181	WB	420-No	140-Yes	Minor	630-No	70-Yes	Minor	504-No	112-Yes	Minor
16:00	374	228	EB	420-No	140-Yes	Minor	630-No	70-Yes	Minor	504-No	112-Yes	Minor
17:00	353	225	EB	420-No	140-Yes	Minor	630-No	70-Yes	Minor	504-No	112-Yes	Minor
18:00	162	162	EB	420-No	140-Yes	Minor	630-No	70-Yes	Minor	504-No	112-Yes	Minor
19:00	228	149	EB	420-No	140-Yes	Minor	630-No	70-Yes	Minor	504-No	112-Yes	Minor
20:00	233	130	EB	420-No	140-No	---	630-No	70-Yes	Minor	504-No	112-Yes	Minor
21:00	217	119	WB	420-No	140-No	---	630-No	70-Yes	Minor	504-No	112-Yes	Minor
22:00	0	0	EB	420-No	140-No	---	630-No	70-No	---	504-No	112-No	---
23:00	0	0	EB	420-No	140-No	---	630-No	70-No	---	504-No	112-No	---

**ANOKA COUNTY HIGHWAY  
PC-WARRANTS  
TRAFFIC SIGNAL WARRANT ANALYSIS**

Study Name : TMC0823  
Study Date : 07/28/08  
Page No. : 1

**Multi-Way Stop Warrant Report**

**Major Street Approaches**

**Northbound: CSAH 78 (Hanson Blvd.)**

Total Approach Volume: 2,321  
Approach Speed: 55

**Southbound: CSAH 78 (Hanson Blvd.)**

Total Approach Volume: 1,527  
Approach Speed: 55

**Minor Street Approaches**

**Eastbound: CSAH 20 (Constance Blvd.)**

Total Approach Volume: 1,817

**Westbound: CSAH 20 (Constance Blvd.)**

Total Approach Volume: 1,843

**Warrant Summary**

**Criteria A - Interim Measure** ..... Not Evaluated  
If traffic signals are justified, stop signs can be installed as an interim measure.

**Criteria B - Crash Experience** ..... Not Evaluated

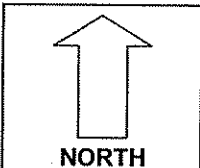
**Criteria C - Minimum Volumes and Delays** ..... Satisfied  
Delay data not evaluated  
Required volumes reached for 9 hours, 8 are needed

**Criteria D - 80% of Volumes, Delays, and Crashes** ..... Not Evaluated  
Delay data not evaluated  
Number of crashes (-1) is less than the minimum required (4).  
Required volumes reached for 0 hours, 8 are needed

**Analysis of 8 Hour Volume Warrants:**

Time	Major Total	Minor Total	Crit C			Crit D		
			Major	Minor	Crit	Meets?	Major	Minor
00:00 - 01:00	0	0	210-No	140-No	No	240-No	160-No	No
01:00 - 02:00	0	0	210-No	140-No	No	240-No	160-No	No
02:00 - 03:00	0	0	210-No	140-No	No	240-No	160-No	No
03:00 - 04:00	0	0	210-No	140-No	No	240-No	160-No	No
04:00 - 05:00	0	0	210-No	140-No	No	240-No	160-No	No
05:00 - 06:00	0	0	210-No	140-No	No	240-No	160-No	No
06:00 - 07:00	284	276	210-Yes	140-Yes	Both	240-Yes	160-Yes	Both
07:00 - 08:00	319	271	210-Yes	140-Yes	Both	240-Yes	160-Yes	Both
08:00 - 09:00	231	237	210-Yes	140-Yes	Both	240-No	160-Yes	Minor
09:00 - 10:00	186	104	210-No	140-No	No	240-No	160-No	No
10:00 - 11:00	151	71	210-No	140-No	No	240-No	160-No	No
11:00 - 12:00	204	103	210-No	140-No	No	240-No	160-No	No
12:00 - 13:00	215	124	210-Yes	140-No	Major	240-No	160-No	No
13:00 - 14:00	203	93	210-No	140-No	No	240-No	160-No	No
14:00 - 15:00	197	209	210-No	140-Yes	Minor	240-No	160-Yes	Minor
15:00 - 16:00	291	309	210-Yes	140-Yes	Both	240-Yes	160-Yes	Both
16:00 - 17:00	374	409	210-Yes	140-Yes	Both	240-Yes	160-Yes	Both
17:00 - 18:00	353	446	210-Yes	140-Yes	Both	240-Yes	160-Yes	Both
18:00 - 19:00	162	299	210-No	140-Yes	Minor	240-No	160-Yes	Minor
19:00 - 20:00	228	239	210-Yes	140-Yes	Both	240-No	160-Yes	Minor
20:00 - 21:00	233	248	210-Yes	140-Yes	Both	240-No	160-Yes	Minor
21:00 - 22:00	217	222	210-Yes	140-Yes	Both	240-No	160-Yes	Minor
22:00 - 23:00	0	0	210-No	140-No	No	240-No	160-No	No
23:00 - 00:00	0	0	210-No	140-No	No	240-No	160-No	No





COUNT LOCATION:

CSAH 78 (Hanson Blvd.)

DATE:

07/22/2008

CSAH 20 (Constance Blvd.)

APP. #1 = CSAH 20
APP. #2 = CSAH 78
APP. #3 = CSAH 20
APP. #4 = CSAH 78

APP.  
#2

HEAVY VEHICLE- ANY VEHICLE HAVING MORE THAN FOUR TIRES TOUCHING THE PAVEMENT

APP.  
#1

APP.  
#3

A. TRUCKS- A HEAVY VEHICLE INVOLVED PRIMARILY IN THE TRANSPORT OF GOODS OR IN THE DELIVERY OF A SERVICE.

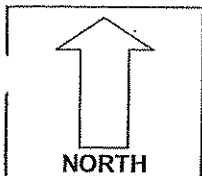
B. RV- A HEAVY VEHICLE OPERATED BY A PRIVATE MOTORIST AND INVOLVED IN THE TRANSPORT OF RECREATIONAL EQUIPMENT OR FACILITIES.

C. BUSES- A HEAVY VEHICLE INVOLVED IN THE TRANSPORTATION OF GROUPS OF PEOPLE.

APP.  
#4

TIME	PEDESTRIANS					HEAVY VEHICLES		
	APP. #1	APP. #2	APP. #3	APP. #4	15 MIN TOT	TRUCKS	RV	BUS
6:00-6:15AM						4		
6:15-6:30						4		
6:30-6:45						5		1
6:45-7:00						3		
<b>HOURLY TOTAL</b>						<b>HOURLY TOTAL</b>		<b>17</b>
7:00-7:15						7		
7:15-7:30						2		
7:30-7:45						5		3
7:45-8:00						4		
<b>HOURLY TOTAL</b>						<b>HOURLY TOTAL</b>		<b>21</b>
8:00-8:15						2		
8:15-8:30						6		1
8:30-8:45						9		17
8:45-9:00						5		2
<b>HOURLY TOTAL</b>						<b>HOURLY TOTAL</b>		<b>42</b>
9:00-9:15						6		1
9:15-9:30						6		2
9:30-9:45						1		1
9:45-10:00						2		1
<b>HOURLY TOTAL</b>						<b>HOURLY TOTAL</b>		<b>20</b>
10:00-10:15						5		
10:15-10:30						6		
10:30-10:45						3		
10:45-11:00						9		2
<b>HOURLY TOTAL</b>						<b>HOURLY TOTAL</b>		<b>25</b>
11:00-11:15						7		
11:15-11:30						4		1
11:30-11:45						9		2
11:45-12:00						4		6
<b>HOURLY TOTAL</b>						<b>HOURLY TOTAL</b>		<b>33</b>
12:00-12:15						7		11
12:15-12:30						4		
12:30-12:45						7		2
12:45-1:00						2		1
<b>HOURLY TOTAL</b>						<b>HOURLY TOTAL</b>		<b>34</b>
1:00-1:15						4		
1:15-1:30						4		1
1:30-1:45						9		
1:45-2:00						3		1
<b>HOURLY TOTAL</b>						<b>HOURLY TOTAL</b>		<b>22</b>
					<b>TOTAL</b>		<b>TOTAL</b>	<b>214</b>

1  
2  
3  
4  
5  
6  
7  
8  
9  
10  
11  
12  
13  
14  
15  
16  
17  
18  
19  
20  
21  
22  
23  
24  
25  
26  
27  
28  
29  
30  
31  
32



COUNT LOCATION:

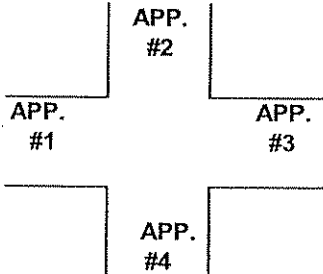
CSAH 78 (Hanson Blvd.)

DATE:

07/24/2008

CSAH 20 (Constance Blvd.)

APP. #1 =
CSAH 20
APP. #2 =
CSAH 78
APP. #3 =
CSAH 20
APP. #4 =
CSAH 78



- HEAVY VEHICLE- ANY VEHICLE HAVING MORE THAN FOUR TIRES TOUCHING THE PAVEMENT
- A. TRUCKS- A HEAVY VEHICLE INVOLVED PRIMARILY IN THE TRANSPORT OF GOODS OR IN THE DELIVERY OF A SERVICE.
  - B. RV- A HEAVY VEHICLE OPERATED BY A PRIVATE MOTORIST AND INVOLVED IN THE TRANSPORT OF RECREATIONAL EQUIPMENT OR FACILITIES.
  - C. BUSES- A HEAVY VEHICLE INVOLVED IN THE TRANSPORTATION OF GROUPS OF PEOPLE.

TIME	PEDESTRIANS					HEAVY VEHICLES		
	APP. #1	APP. #2	APP. #3	APP. #4	15 MIN TOT	TRUCKS	RV	BUS
2:00-2:15PM						6		1
2:15-2:30						5	1	
2:30-2:45						5		1
2:45-3:00						6		
<b>HOURLY TOTAL</b>						<b>HOURLY TOTAL</b>		<b>25</b>
3:00-3:15						1	1	1
3:15-3:30						4		
3:30-3:45						5		
3:45-4:00						8		1
<b>HOURLY TOTAL</b>						<b>HOURLY TOTAL</b>		<b>21</b>
4:00-4:15						6	2	1
4:15-4:30						4		
4:30-4:45						8		
4:45-5:00						4		
<b>HOURLY TOTAL</b>						<b>HOURLY TOTAL</b>		<b>25</b>
5:00-5:15								
5:15-5:30						2		
5:30-5:45						3		
5:45-6:00						2		
<b>HOURLY TOTAL</b>						<b>HOURLY TOTAL</b>		<b>7</b>
6:00-6:15						1		
6:15-6:30						1		
6:30-6:45						1		
6:45-7:00							1	
<b>HOURLY TOTAL</b>						<b>HOURLY TOTAL</b>		<b>4</b>
7:00-7:15						2		
7:15-7:30						1		
7:30-7:45						1		
7:45-8:00								
<b>HOURLY TOTAL</b>						<b>HOURLY TOTAL</b>		<b>4</b>
8:00-8:15								
8:15-8:30								
8:30-8:45						1		
8:45-9:00								
<b>HOURLY TOTAL</b>						<b>HOURLY TOTAL</b>		<b>1</b>
9:00-9:15						1		
9:15-9:30								
9:30-9:45						1		
9:45-10:00								
<b>HOURLY TOTAL</b>						<b>HOURLY TOTAL</b>		<b>2</b>
<b>TOTAL</b>						<b>TOTAL</b>		<b>89</b>

1  
2  
3  
4  
5  
6  
7  
8  
9  
10  
11  
12  
13  
14  
15  
16  
17  
18  
19  
20  
21  
22  
23  
24  
25  
26  
27  
28  
29  
30  
31  
32