

Date : 9/30/08


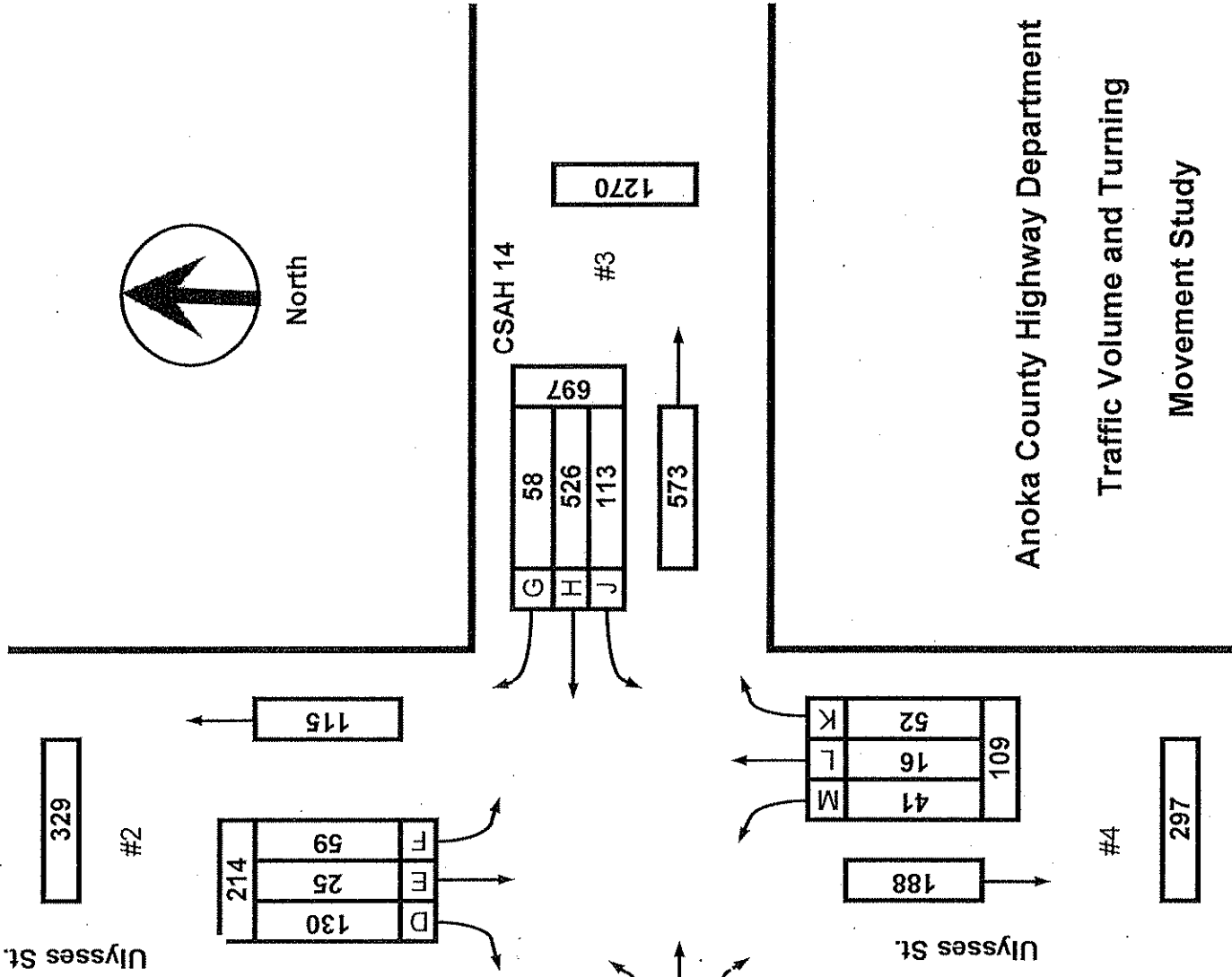
Count Number : TMC0832

Location : CSAH 14 (Main St.)

@ Ulysses St.

Collection Period : AM PEAK

Hour : 7:00 - 8:00AM



North

| | EXISTING/PROPOSED LANES OF APPROACH | | | TOTAL |
|----|-------------------------------------|----------------|------------|-------|
| | RIGHT TURN LANE | LEFT TURN LANE | THRU LANES | |
| #1 | 1 | 1 | 2 | 4 |
| #2 | 1 | 1 | 1 | 3 |
| #3 | 1 | 2 | 1 | 4 |
| #4 | 1 | 1 | 1 | 3 |

Anoka County Highway Department
 Traffic Volume and Turning
 Movement Study

Date : 9/30/08


Count Number : TMC0832

Location : CSAH 14 (Main St.)

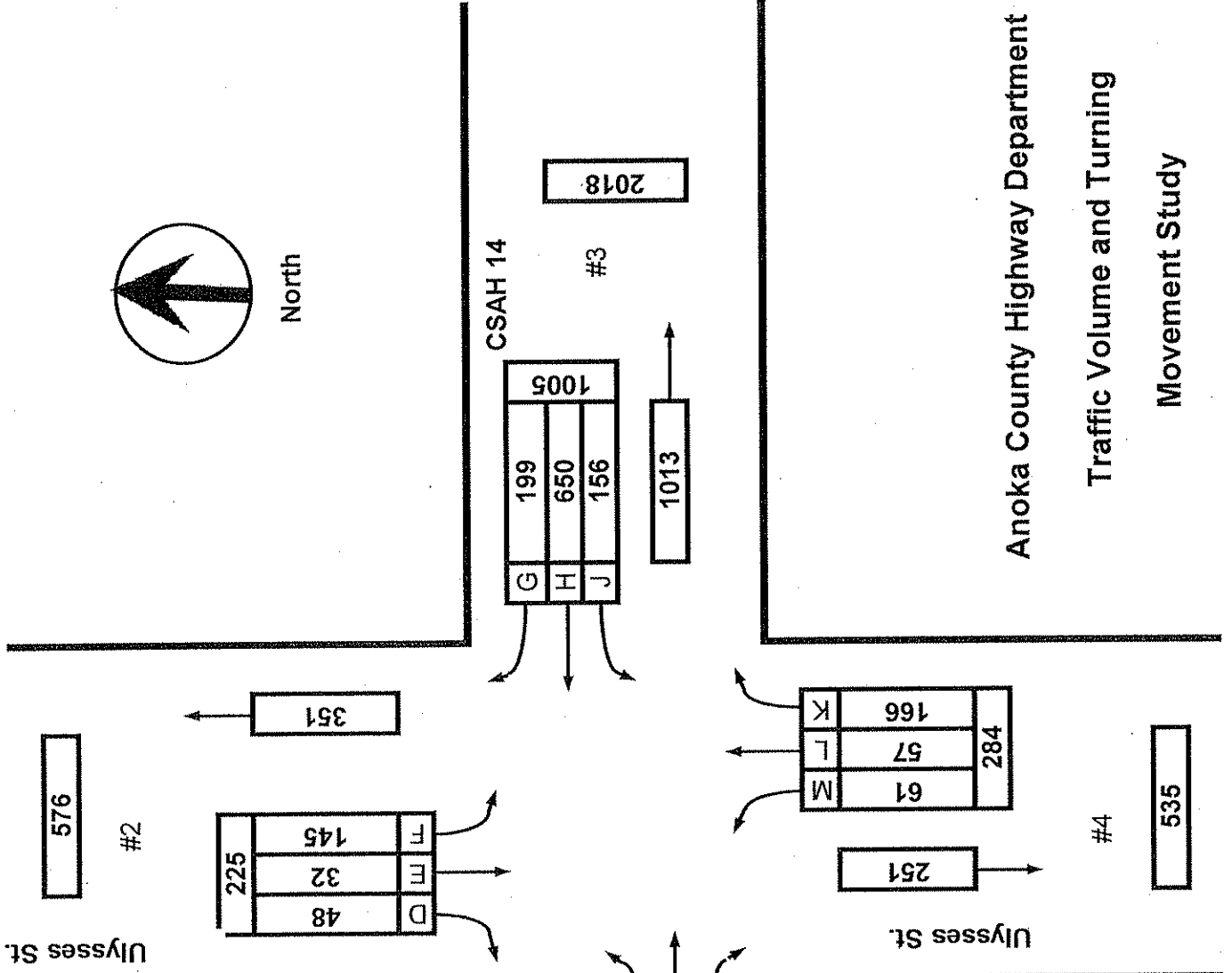
@ Ulysses St.

Collection Period : PM PEAK

Hour : 5:00 - 6:00PM



North



| | EXISTING/PROPOSED LANES OF APPROACH | | | TOTAL |
|----|-------------------------------------|----------------|------------|-------|
| | RIGHT TURN LANE | LEFT TURN LANE | THRU LANES | |
| #1 | 1 | 1 | 2 | 4 |
| #2 | 1 | 1 | 1 | 3 |
| #3 | 1 | 2 | 1 | 4 |
| #4 | 1 | 1 | 1 | 3 |

Anoka County Highway Department
 Traffic Volume and Turning
 Movement Study



Anoka County Highway Department

Traffic Engineering Section Traffic Volume and Turning Movement Study

Weather: Cool and Cloudy
Counter: DB-400
Counted by: Josie/Terri

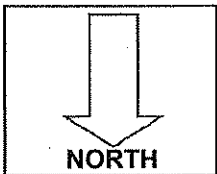
File Name : TMC0832
Site Code : 08320202
Start Date : 09/30/2008
Page No : 1

Groups Printed- Unshifted

| Start Time | Ulysses St. Southbound | | | | | CSAH 14 Westbound | | | | | Ulysses St. Northbound | | | | | CSAH 14 Eastbound | | | | | Exclu. Total | Inclu. Total | Int. Total |
|---------------|------------------------|------|-------|-------|------------|-------------------|------|-------|-------|------------|------------------------|------|-------|-------|------------|-------------------|------|-------|-------|------------|--------------|--------------|------------|
| | Left | Thru | Right | Heavy | App. Total | Left | Thru | Right | Heavy | App. Total | Left | Thru | Right | Heavy | App. Total | Left | Thru | Right | Heavy | App. Total | | | |
| 06:00 | 42 | 8 | 7 | 5 | 57 | 15 | 36 | 10 | 2 | 61 | 2 | 3 | 15 | 1 | 20 | 2 | 40 | 6 | 0 | 48 | 8 | 186 | 194 |
| 06:15 | 28 | 8 | 13 | 0 | 49 | 10 | 43 | 10 | 1 | 63 | 5 | 5 | 11 | 0 | 21 | 6 | 62 | 9 | 3 | 77 | 4 | 210 | 214 |
| 06:30 | 28 | 5 | 11 | 0 | 44 | 15 | 80 | 7 | 1 | 102 | 12 | 3 | 9 | 0 | 24 | 5 | 90 | 16 | 3 | 111 | 4 | 281 | 285 |
| 06:45 | 34 | 6 | 14 | 2 | 54 | 20 | 83 | 20 | 6 | 123 | 7 | 3 | 15 | 1 | 25 | 4 | 82 | 12 | 8 | 98 | 17 | 300 | 317 |
| Total | 132 | 27 | 45 | 7 | 204 | 60 | 242 | 47 | 10 | 349 | 26 | 14 | 50 | 2 | 90 | 17 | 274 | 43 | 14 | 334 | 33 | 977 | 1010 |
| 07:00 | 33 | 5 | 18 | 2 | 56 | 26 | 127 | 17 | 11 | 170 | 11 | 5 | 16 | 1 | 32 | 4 | 83 | 9 | 1 | 96 | 15 | 354 | 369 |
| 07:15 | 20 | 10 | 19 | 2 | 49 | 34 | 151 | 16 | 5 | 201 | 9 | 3 | 11 | 0 | 23 | 13 | 135 | 14 | 12 | 162 | 19 | 435 | 454 |
| 07:30 | 47 | 5 | 6 | 2 | 58 | 34 | 130 | 12 | 4 | 176 | 10 | 4 | 8 | 1 | 22 | 13 | 110 | 13 | 8 | 136 | 15 | 392 | 407 |
| 07:45 | 30 | 5 | 16 | 6 | 51 | 19 | 118 | 13 | 6 | 150 | 11 | 4 | 17 | 3 | 32 | 11 | 134 | 14 | 5 | 159 | 20 | 392 | 412 |
| Total | 130 | 25 | 59 | 12 | 214 | 113 | 526 | 58 | 26 | 697 | 41 | 16 | 52 | 5 | 109 | 41 | 462 | 50 | 26 | 553 | 69 | 1573 | 1642 |
| *** BREAK *** | | | | | | | | | | | | | | | | | | | | | | | |
| 16:00 | 23 | 8 | 11 | 1 | 42 | 29 | 152 | 37 | 7 | 218 | 9 | 11 | 30 | 0 | 50 | 19 | 133 | 9 | 7 | 161 | 15 | 471 | 486 |
| 16:15 | 27 | 10 | 11 | 1 | 48 | 28 | 143 | 55 | 8 | 226 | 19 | 9 | 24 | 1 | 52 | 14 | 169 | 19 | 3 | 202 | 13 | 528 | 541 |
| 16:30 | 36 | 10 | 17 | 0 | 63 | 24 | 150 | 39 | 6 | 213 | 10 | 13 | 30 | 0 | 53 | 28 | 173 | 11 | 5 | 212 | 11 | 541 | 552 |
| 16:45 | 22 | 8 | 12 | 0 | 42 | 37 | 173 | 51 | 4 | 261 | 13 | 17 | 38 | 1 | 68 | 17 | 158 | 22 | 1 | 197 | 6 | 568 | 574 |
| Total | 108 | 36 | 51 | 2 | 195 | 118 | 618 | 182 | 25 | 918 | 51 | 50 | 122 | 2 | 223 | 78 | 633 | 61 | 16 | 772 | 45 | 2108 | 2153 |
| 17:00 | 41 | 7 | 18 | 0 | 66 | 27 | 145 | 51 | 4 | 223 | 20 | 11 | 41 | 1 | 72 | 30 | 159 | 21 | 1 | 210 | 6 | 571 | 577 |
| 17:15 | 23 | 7 | 13 | 0 | 43 | 41 | 191 | 49 | 0 | 281 | 10 | 17 | 48 | 0 | 75 | 18 | 191 | 12 | 2 | 221 | 2 | 620 | 622 |
| 17:30 | 46 | 11 | 13 | 0 | 70 | 41 | 165 | 43 | 2 | 249 | 16 | 16 | 37 | 0 | 69 | 22 | 169 | 14 | 2 | 205 | 4 | 593 | 597 |
| 17:45 | 35 | 7 | 4 | 0 | 46 | 47 | 149 | 56 | 2 | 252 | 15 | 13 | 40 | 0 | 68 | 25 | 183 | 16 | 1 | 224 | 3 | 590 | 593 |
| Total | 145 | 32 | 48 | 0 | 225 | 156 | 650 | 199 | 8 | 1005 | 61 | 57 | 166 | 1 | 284 | 95 | 702 | 63 | 6 | 860 | 15 | 2374 | 2389 |
| Grand Total | 515 | 120 | 203 | 21 | 838 | 447 | 2036 | 486 | 69 | 2969 | 179 | 137 | 390 | 10 | 706 | 231 | 2071 | 217 | 62 | 2519 | 162 | 7032 | 7194 |
| Apprch % | 61.5 | 14.3 | 24.2 | | | 15.1 | 68.6 | 16.4 | | | 25.4 | 19.4 | 55.2 | | | 9.2 | 82.2 | 8.6 | | | 2.3 | 97.7 | |
| Total % | 7.3 | 1.7 | 2.9 | | 11.9 | 6.4 | 29 | 6.9 | | 42.2 | 2.5 | 1.9 | 5.5 | | 10 | 3.3 | 29.5 | 3.1 | | 35.8 | | | |

| Start Time | Ulysses St. Southbound | | | | App. Total | CSAH 14 Westbound | | | | App. Total | Ulysses St. Northbound | | | | App. Total | CSAH 14 Eastbound | | | | Int. Total |
|--|------------------------|------|-------|------------|------------|-------------------|------|-------|------------|------------|------------------------|------|-------|------------|------------|-------------------|------|-------|------------|------------|
| | Left | Thru | Right | App. Total | | Left | Thru | Right | App. Total | | Left | Thru | Right | App. Total | | Left | Thru | Right | App. Total | |
| Peak Hour Analysis From 06:00 to 11:45 - Peak 1 of 1 | | | | | | | | | | | | | | | | | | | | |
| Peak Hour for Entire Intersection Begins at 07:00 | | | | | | | | | | | | | | | | | | | | |
| 07:00 | 33 | 5 | 18 | 56 | 26 | 127 | 17 | 170 | 11 | 5 | 16 | 32 | 4 | 83 | 9 | 96 | 354 | | | |
| 07:15 | 20 | 10 | 19 | 49 | 34 | 151 | 16 | 201 | 9 | 3 | 11 | 23 | 13 | 135 | 14 | 162 | 435 | | | |
| 07:30 | 47 | 5 | 6 | 58 | 34 | 130 | 12 | 176 | 10 | 4 | 8 | 22 | 13 | 110 | 13 | 136 | 392 | | | |
| 07:45 | 30 | 5 | 16 | 51 | 19 | 118 | 13 | 150 | 11 | 4 | 17 | 32 | 11 | 134 | 14 | 159 | 392 | | | |
| Total Volume | 130 | 25 | 59 | 214 | 113 | 526 | 58 | 697 | 41 | 16 | 52 | 109 | 41 | 462 | 50 | 553 | 1573 | | | |
| % App. Total | 60.7 | 11.7 | 27.6 | | 16.2 | 75.5 | 8.3 | | 37.6 | 14.7 | 47.7 | | 7.4 | 83.5 | 9 | | | | | |
| PHF | .691 | .625 | .776 | .922 | .831 | .871 | .853 | .867 | .932 | .800 | .765 | .852 | .788 | .856 | .893 | .853 | .904 | | | |

| Start Time | Ulysses St. Southbound | | | | App. Total | CSAH 14 Westbound | | | | App. Total | Ulysses St. Northbound | | | | App. Total | CSAH 14 Eastbound | | | | Int. Total |
|--|------------------------|------|-------|------------|------------|-------------------|------|-------|------------|------------|------------------------|------|-------|------------|------------|-------------------|------|-------|------------|------------|
| | Left | Thru | Right | App. Total | | Left | Thru | Right | App. Total | | Left | Thru | Right | App. Total | | Left | Thru | Right | App. Total | |
| Peak Hour Analysis From 12:00 to 17:45 - Peak 1 of 1 | | | | | | | | | | | | | | | | | | | | |
| Peak Hour for Entire Intersection Begins at 17:00 | | | | | | | | | | | | | | | | | | | | |
| 17:00 | 41 | 7 | 18 | 66 | 27 | 145 | 51 | 223 | 20 | 11 | 41 | 72 | 30 | 159 | 21 | 210 | 571 | | | |
| 17:15 | 23 | 7 | 13 | 43 | 41 | 191 | 49 | 281 | 10 | 17 | 48 | 75 | 18 | 191 | 12 | 221 | 620 | | | |
| 17:30 | 46 | 11 | 13 | 70 | 41 | 165 | 43 | 249 | 16 | 16 | 37 | 69 | 22 | 169 | 14 | 205 | 593 | | | |
| 17:45 | 35 | 7 | 4 | 46 | 47 | 149 | 56 | 252 | 15 | 13 | 40 | 68 | 25 | 183 | 16 | 224 | 590 | | | |
| Total Volume | 145 | 32 | 48 | 225 | 156 | 650 | 199 | 1005 | 61 | 57 | 166 | 284 | 95 | 702 | 63 | 860 | 2374 | | | |
| % App. Total | 64.4 | 14.2 | 21.3 | | 15.5 | 64.7 | 19.8 | | 21.5 | 20.1 | 58.5 | | 11 | 81.6 | 7.3 | | | | | |
| PHF | .788 | .727 | .667 | .804 | .830 | .851 | .888 | .894 | .763 | .838 | .865 | .947 | .792 | .919 | .750 | .960 | .957 | | | |



COUNT LOCATION:

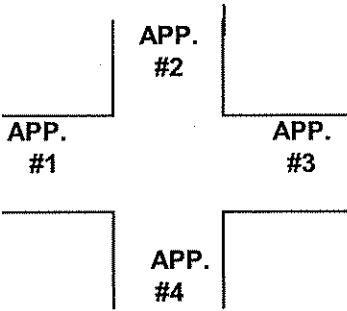
CSAH 14 (125th Ave.) @

DATE:

09/30/2008

Ulysses St.

| |
|-----------------------|
| APP. #1 = CSAH 14 |
| APP. #2 = Ulysses St. |
| APP. #3 = CSAH 14 |
| APP. #4 = Ulysses St. |



- HEAVY VEHICLE- ANY VEHICLE HAVING MORE THAN FOUR TIRES TOUCHING THE PAVEMENT
- A. TRUCKS- A HEAVY VEHICLE INVOLVED PRIMARILY IN THE TRANSPORT OF GOODS OR IN THE DELIVERY OF A SERVICE.
 - B. RV- A HEAVY VEHICLE OPERATED BY A PRIVATE MOTORIST AND INVOLVED IN THE TRANSPORT OF RECREATIONAL EQUIPMENT OR FACILITIES.
 - C. BUSES- A HEAVY VEHICLE INVOLVED IN THE TRANSPORTATION OF GROUPS OF PEOPLE.

| TIME | PEDESTRIANS | | | | | HEAVY VEHICLES | | |
|---------------------|-------------|---------|---------|---------|--------------|---------------------|--------------|------------|
| | APP. #1 | APP. #2 | APP. #3 | APP. #4 | 15 MIN TOT | TRUCKS | RV | BUS |
| 6:00-6:15AM | | | | | | 8 | | |
| 6:15-6:30 | | | | | | 4 | | |
| 6:30-6:45 | | | | | | 1 | | 2 |
| 6:45-7:00 | | | | | | 10 | | 8 |
| HOURLY TOTAL | | | | | | HOURLY TOTAL | | 33 |
| 7:00-7:15AM | | | | | | 6 | | 9 |
| 7:15-7:30 | | | | | | 3 | | 16 |
| 7:30-7:45 | | | | | | 7 | | 9 |
| 7:45-8:00 | | 3 | | 1 | 4 | 12 | | 7 |
| HOURLY TOTAL | | | | | 4 | HOURLY TOTAL | | 69 |
| | | | | | TOTAL | | TOTAL | 102 |

| TIME | PEDESTRIANS | | | | | HEAVY VEHICLES | | |
|---------------------|-------------|---------|---------|---------|--------------|---------------------|--------------|-----------|
| | APP. #1 | APP. #2 | APP. #3 | APP. #4 | 15 MIN TOT | TRUCKS | RV | BUS |
| 4:00-4:15PM | | | | | | 6 | | 10 |
| 4:15-4:30 | | | 1 | | 1 | 1 | | 11 |
| 4:30-4:45 | | | | | | 5 | | 5 |
| 4:45-5:00 | | | | | | 5 | | 1 |
| HOURLY TOTAL | | | | | 1 | HOURLY TOTAL | | 44 |
| 5:00-5:15PM | 2 | | 1 | | 3 | 4 | | 2 |
| 5:15-5:30 | 1 | | 1 | | 2 | 1 | | 1 |
| 5:30-5:45 | | 1 | | | 1 | 1 | | 3 |
| 5:45-6:00 | 2 | | 1 | | 3 | 3 | | |
| HOURLY TOTAL | | | | | 9 | HOURLY TOTAL | | 15 |
| | | | | | TOTAL | | TOTAL | 59 |