

Date : 10/21/08


Count Number : TMC0835

Location : CSAH 7 (7th Ave.)

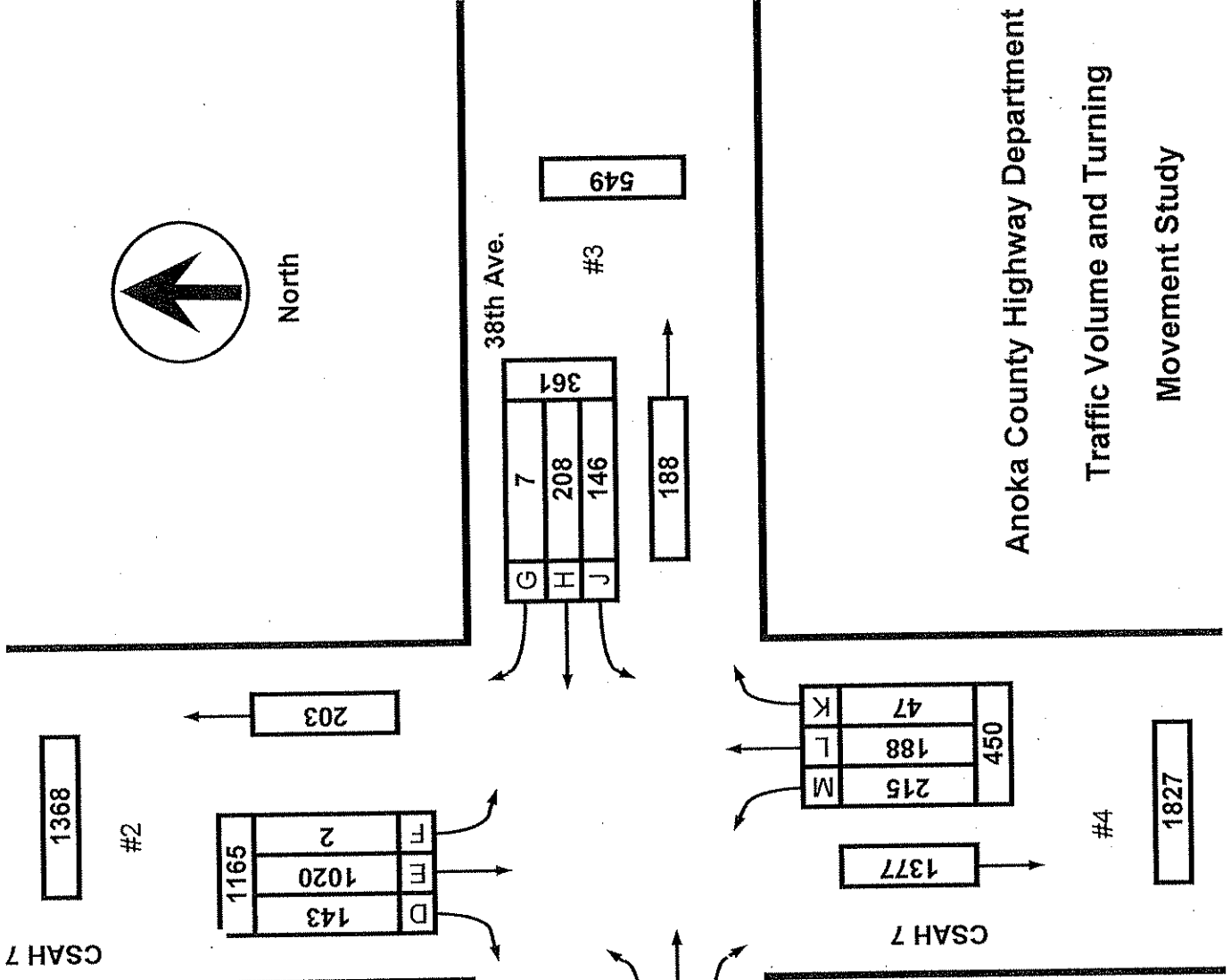
@ 38th Ave.

Collection Period : AM PEAK

Hour : 6:45 - 7:45AM



North



	EXISTING/PROPOSED LANES OF APPROACH			TOTAL
	RIGHT TURN LANE	LEFT TURN LANE	THRU LANES	
#1	1	0	1	2
#2	0	0	2	2
#3	0	1	1	2
#4	0	0	2	2

Anoka County Highway Department
 Traffic Volume and Turning
 Movement Study

Date : 10/21/08


Count Number : TMC0835

Location : CSAH 7 (7th Ave.)

@ 38th Ave.

Collection Period : PM PEAK

Hour : 4:30 - 5:30PM



North

CSAH 7

1595

#2

376		
17	D	
344	M	
15	T	

1219

38th Ave.

#3

24	G	151
28	H	
99	J	

279

430

91

#1

263

172		
55	C	
41	B	
76	A	

38th Ave.

46	M	1409
1140	L	
223	K	

519

#4

1928

CSAH 7

EXISTING/PROPOSED LANES OF APPROACH	RIGHT TURN LANE	LEFT TURN LANE	THRU LANES	TOTAL
#1	1	0	1	2
#2	0	0	2	2
#3	0	1	1	2
#4	0	0	2	2

Anoka County Highway Department

Traffic Volume and Turning

Movement Study

Anoka County Highway Department

Traffic Engineering Section

Traffic Volume and Turning Movement Study



Weather: Rainy and Cool
 Counter: DB-400
 Counted by: Josie/Terri

File Name : TMC0835
 Site Code : 08350202
 Start Date : 10/21/2008
 Page No : 1

Groups Printed- Unshifted

Start Time	CSAH 7 Southbound					38th Ave. Westbound					CSAH 7 Northbound					38th Ave. Eastbound					Excl. Total	Incl. Total	Int. Total
	Left	Thru	Right	Heavy	App. Total	Left	Thru	Right	Heavy	App. Total	Left	Thru	Right	Heavy	App. Total	Left	Thru	Right	Heavy	App. Total			
06:00	1	201	1	3	203	25	1	2	1	28	5	12	5	1	22	1	0	2	0	3	5	256	261
06:15	3	283	3	4	289	33	2	0	1	35	5	29	11	9	45	0	0	2	0	2	14	371	385
06:30	3	261	3	1	267	36	2	0	1	38	8	42	9	9	59	2	0	3	0	5	11	369	380
06:45	1	324	9	4	334	55	16	1	5	72	21	40	12	7	73	2	5	11	0	18	16	497	513
Total	8	1069	16	12	1093	149	21	3	8	173	39	123	37	26	199	5	5	18	0	28	46	1493	1539
07:00	0	229	21	3	250	36	40	1	1	77	45	37	16	7	98	1	17	34	2	52	13	477	490
07:15	0	233	56	6	289	30	71	4	5	105	82	62	8	12	152	2	47	62	10	111	33	657	690
07:30	1	234	57	3	292	25	81	1	2	107	67	49	11	9	127	3	70	104	19	177	33	703	736
07:45	1	288	5	18	294	69	9	2	2	80	8	44	11	6	63	4	12	25	5	41	31	478	509
Total	2	984	139	30	1125	160	201	8	10	369	202	192	46	34	440	10	146	225	36	381	110	2315	2425
08:00	0	154	0	7	154	40	2	1	0	43	3	45	15	7	63	2	1	3	0	6	14	266	280
08:15	0	145	0	5	145	24	2	1	2	27	2	48	14	4	64	1	0	4	0	5	11	241	252
08:30	2	136	2	6	140	29	2	4	2	35	6	52	14	7	72	0	4	1	1	5	16	252	268
08:45	1	132	5	5	138	27	3	4	1	34	4	49	12	2	65	0	0	7	1	7	9	244	253
Total	3	567	7	23	577	120	9	10	5	139	15	194	55	20	264	3	5	15	2	23	50	1003	1053
*** BREAK ***																							
13:30	3	83	0	3	86	19	1	6	3	26	5	78	20	7	103	6	0	8	2	14	15	229	244
13:45	3	71	0	2	74	7	0	2	0	9	7	72	24	14	103	1	4	9	3	14	19	200	219
Total	6	154	0	5	160	26	1	8	3	35	12	150	44	21	206	7	4	17	5	28	34	429	463
14:00	4	82	9	4	95	19	5	2	2	26	23	119	20	17	162	2	4	5	0	11	23	294	317
14:15	1	71	10	6	82	16	20	3	7	39	44	109	20	20	173	16	15	19	3	50	36	344	380
14:30	3	113	9	2	125	23	11	1	0	35	27	110	35	10	172	99	58	90	36	247	48	579	627
14:45	1	91	5	6	97	28	9	2	1	39	21	149	39	3	209	27	12	50	3	89	13	434	447
Total	9	357	33	18	399	86	45	8	10	139	115	487	114	50	716	144	89	164	42	397	120	1651	1771
15:00	3	83	1	4	87	14	6	1	1	21	6	211	30	3	247	7	16	25	0	48	8	403	411
15:15	2	74	7	5	83	23	6	2	0	31	17	205	43	17	265	12	6	18	0	36	22	415	437
15:30	1	75	2	4	78	21	6	11	2	38	7	201	56	5	264	11	13	12	0	36	11	416	427
15:45	3	93	5	5	101	20	3	7	1	30	10	234	43	5	287	11	12	21	0	44	11	462	473
Total	9	325	15	18	349	78	21	21	4	120	40	851	172	30	1063	41	47	76	0	164	52	1696	1748
16:00	1	78	4	6	83	12	8	3	1	23	17	269	51	12	337	4	8	16	0	28	19	471	490
16:15	7	66	1	3	74	20	4	8	0	32	10	258	47	9	315	6	10	11	0	27	12	448	460
16:30	1	88	4	10	93	22	5	3	3	30	15	319	67	6	401	11	8	17	0	36	19	560	579
16:45	6	94	6	15	106	31	6	11	4	48	10	302	58	5	370	23	16	15	0	54	24	578	602
Total	15	326	15	34	356	85	23	25	8	133	52	1148	223	32	1423	44	42	59	0	145	74	2057	2131
17:00	5	64	3	1	72	26	9	6	1	41	8	272	52	2	332	9	6	26	0	41	4	486	490
17:15	3	98	4	1	105	20	8	4	1	32	13	247	46	9	306	12	11	18	6	41	17	484	501
17:30	6	91	5	0	102	24	5	3	0	32	8	238	53	2	299	12	7	14	1	33	3	466	469
17:45	5	102	4	3	111	29	9	1	0	39	7	223	44	3	274	13	8	10	0	31	6	455	461
Total	19	355	16	5	390	99	31	14	2	144	36	980	195	16	1211	46	32	68	7	146	30	1891	1921
Grand Total	71	4137	241	145	4449	803	352	97	50	1252	511	4125	886	229	5522	300	370	642	92	1312	516	12535	13051
Apprch %	1.6	93	5.4			64.1	28.1	7.7			9.3	74.7	16			22.9	28.2	48.9					
Total %	0.6	33	1.9		35.5	6.4	2.8	0.8		10	4.1	32.9	7.1		44.1	2.4	3	5.1		10.5	4	96	

Start Time	CSAH 7 Southbound				38th Ave. Westbound				CSAH 7 Northbound				38th Ave. Eastbound				Int. Total
	Left	Thru	Right	App. Total	Left	Thru	Right	App. Total	Left	Thru	Right	App. Total	Left	Thru	Right	App. Total	
Peak Hour Analysis From 06:00 to 11:45 - Peak 1 of 1																	
Peak Hour for Entire Intersection Begins at 06:45																	
06:45	1	324	9	334	55	16	1	72	21	40	12	73	2	5	11	18	497
07:00	0	229	21	250	36	40	1	77	45	37	16	98	1	17	34	52	477
07:15	0	233	56	289	30	71	4	105	82	62	8	152	2	47	62	111	657
07:30	1	234	57	292	25	81	1	107	67	49	11	127	3	70	104	177	703
Total Volume	2	1020	143	1165	146	208	7	361	215	188	47	450	8	139	211	358	2334
% App. Total	0.2	87.6	12.3		40.4	57.6	1.9		47.8	41.8	10.4		2.2	38.8	58.9		
PHF	.500	.787	.627	.872	.664	.642	.438	.843	.655	.758	.734	.740	.667	.496	.507	.506	.830



Anoka County Highway Department

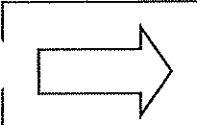
Traffic Engineering Section

Traffic Volume and Turning Movement Study

Weather: Rainy and Cool
 Counter: DB-400
 Counted by: Josie/Terri

File Name : TMC0835
 Site Code : 08350202
 Start Date : 10/21/2008
 Page No : 2

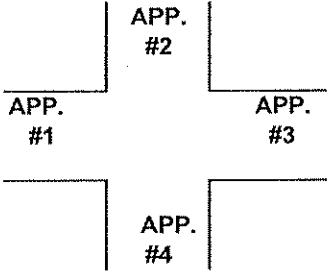
Start Time	CSAH 7 Southbound				38th Ave. Westbound				CSAH 7 Northbound				38th Ave. Eastbound				Int. Total
	Left	Thru	Right	App. Total	Left	Thru	Right	App. Total	Left	Thru	Right	App. Total	Left	Thru	Right	App. Total	
Peak Hour Analysis From 12:00 to 17:45 - Peak 1 of 1																	
Peak Hour for Entire Intersection Begins at 16:30																	
16:30	1	88	4	93	22	5	3	30	15	319	67	401	11	8	17	36	560
16:45	6	94	6	106	31	6	11	48	10	302	58	370	23	16	15	54	578
17:00	5	64	3	72	26	9	6	41	8	272	52	332	9	6	26	41	486
17:15	3	98	4	105	20	8	4	32	13	247	46	306	12	11	18	41	484
Total Volume	15	344	17	376	99	28	24	151	46	1140	223	1409	55	41	76	172	2108
% App. Total	4	91.5	4.5		65.6	18.5	15.9		3.3	80.9	15.8		32	23.8	44.2		
PHF	.625	.678	.708	.887	.798	.778	.545	.786	.767	.893	.832	.878	.598	.641	.731	.796	.912



COUNT LOCATION: CSAH 7 (7th Ave.) @
38th Ave.

DATE: 10/21/2008

- NORTH**
- APP. #1 = CSAH 7
 - APP. #2 = 38th Ave.
 - APP. #3 = CSAH 7
 - APP. #4 = 38th Ave.



HEAVY VEHICLE- ANY VEHICLE HAVING MORE THAN FOUR TIRES TOUCHING THE PAVEMENT

- A. TRUCKS- A HEAVY VEHICLE INVOLVED PRIMARILY IN THE TRANSPORT OF GOODS OR IN THE DELIVERY OF A SERVICE.
- B. RV- A HEAVY VEHICLE OPERATED BY A PRIVATE MOTORIST AND INVOLVED IN THE TRANSPORT OF RECREATIONAL EQUIPMENT OR FACILITIES.
- C. BUSES- A HEAVY VEHICLE INVOLVED IN THE TRANSPORTATION OF GROUPS OF PEOPLE.

TIME	PEDESTRIANS					HEAVY VEHICLES		
	APP. #1	APP. #2	APP. #3	APP. #4	15 MIN TOT	TRUCKS	RV	BUS
6:00-6:15						3		2
6:15-6:30						5		9
6:30-6:45	1				1	2		9
6:45-7:00				1	1	5		11
HOURLY TOTAL					2	HOURLY TOTAL		46
7:00-7:15				3	3	5		8
7:15-7:30				1	1	5		27
7:30-7:45				1	1	7		26
7:45-8:00						12		19
HOURLY TOTAL					5	HOURLY TOTAL		109
8:00-8:15			1		1	5		9
8:15-8:30				1	1	7		3
8:30-8:45						11		5
8:45-9:00						5		3
HOURLY TOTAL					2	HOURLY TOTAL		48
				TOTAL	9		TOTAL	203

1
2
3
4
5
6
7
8
9
10
11
12

TIME	PEDESTRIANS					HEAVY VEHICLES		
	APP. #1	APP. #2	APP. #3	APP. #4	15 MIN TOT	TRUCKS	RV	BUS
1:30-1:45						7		7
1:45-2:00						7		13
HOURLY TOTAL						HOURLY TOTAL		34
2:00-2:15PM						7		15
2:15-2:30						8		28
2:30-2:45	5			12	17	6		42
2:45-3:00	5		10	5	20	6		6
HOURLY TOTAL					37	HOURLY TOTAL		118
3:00-3:15	2		1	1	4	2		6
3:15-3:30						11		11
3:30-3:45	4				4	7		4
3:45-4:00						5		6
HOURLY TOTAL					8	HOURLY TOTAL		52
4:00-4:15				1	1	3		16
4:15-4:30	1				1	7		5
4:30-4:45						6		13
4:45-5:00						5		19
HOURLY TOTAL					2	HOURLY TOTAL		74
5:00-5:15						1		3
5:15-5:30						2		14
5:30-5:45						2		1
5:45-6:00						3	1	2
HOURLY TOTAL						HOURLY TOTAL		29
				TOTAL	47		TOTAL	307

3
4
5
6
7
8
9
10
11
12
13
14
15
16
17
18
19
20