

Date : 04/14/09


Count Number : TMC0905

Location : CSAH 52 (Radisson Rd.)

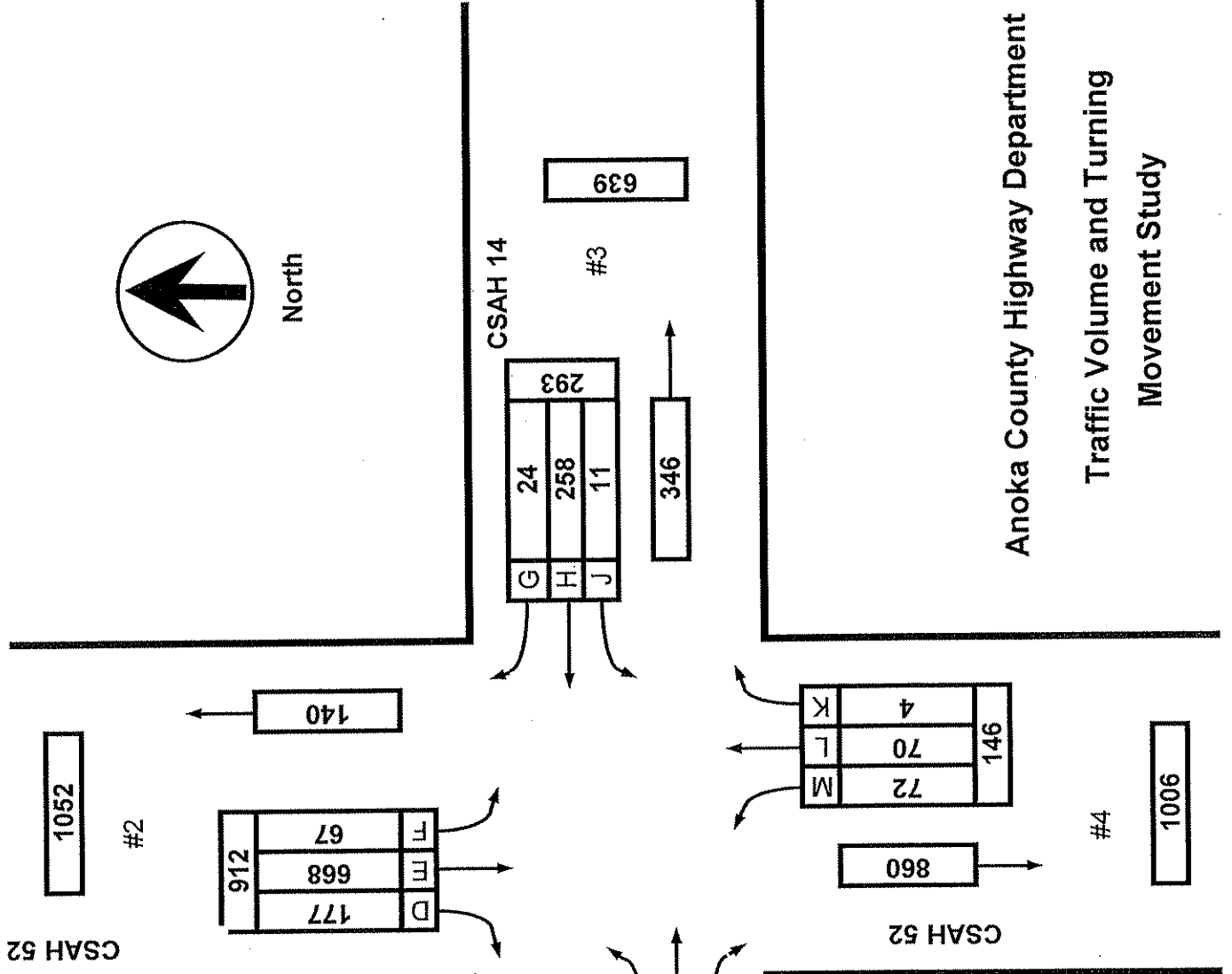
@ CSAH 14 (125th Ave.)

Collection Period : AM PEAK

Hour : 7:00 - 8:00AM



North



Anoka County Highway Department
 Traffic Volume and Turning
 Movement Study

| EXISTING/PROPOSED LANES OF APPROACH | | | | |
|-------------------------------------|-----------------|----------------|------------|-------|
| | RIGHT TURN LANE | LEFT TURN LANE | THRU LANES | TOTAL |
| #1 | 1 | 1 | 2 | 4 |
| #2 | 0 | 1 | 2 | 3 |
| #3 | 1 | 1 | 2 | 4 |
| #4 | 1 | 1 | 2 | 4 |

Date : 04/14/09


Count Number : TMC0905

Location : CSAH 52 (Radisson Rd.)

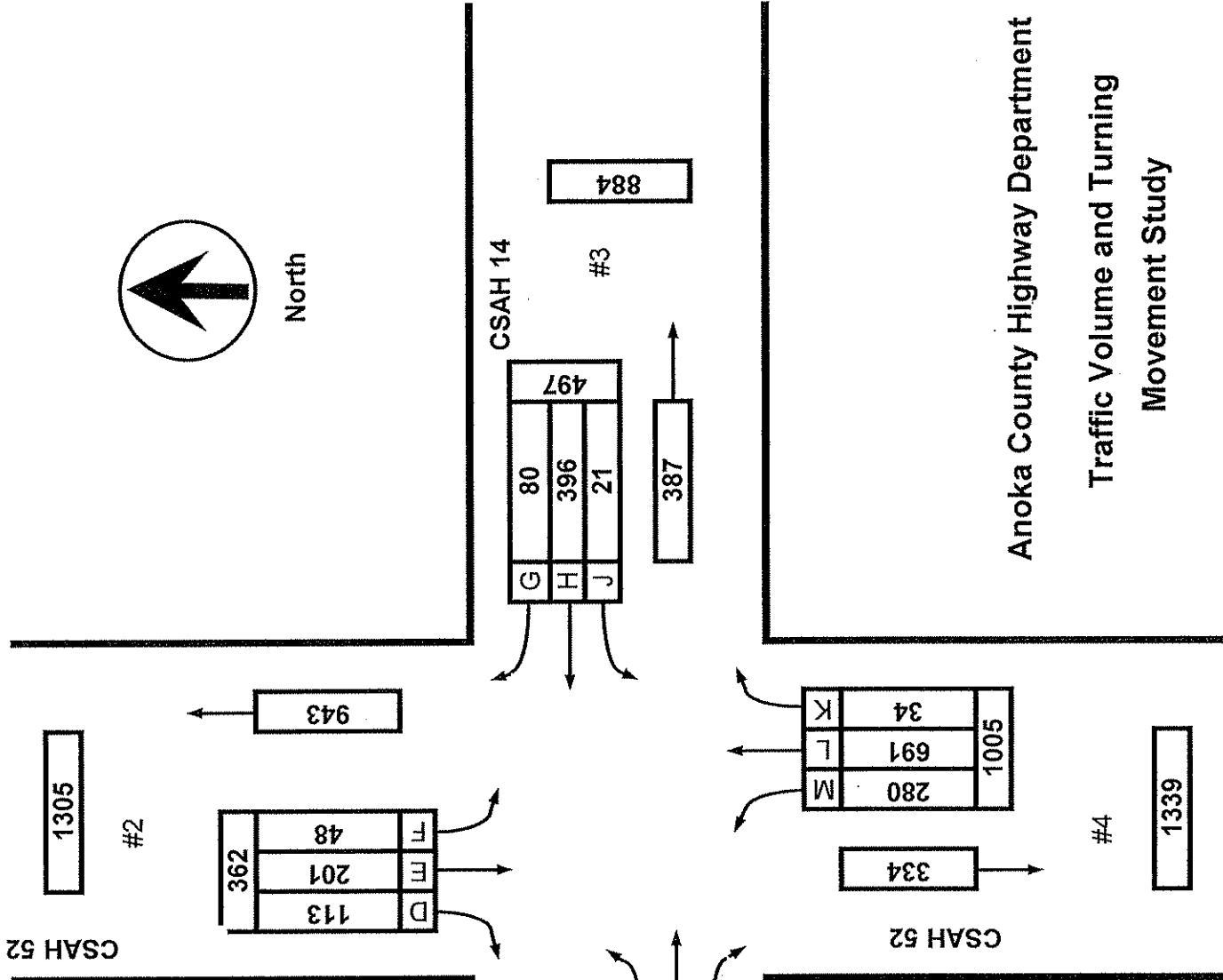
@ CSAH 14 (125th Ave.)

Collection Period : PM PEAK

Hour : 4:30 - 5:30PM



North



| EXISTING/PROPOSED LANES OF APPROACH | | | | |
|-------------------------------------|-----------------|----------------|------------|-------|
| | RIGHT TURN LANE | LEFT TURN LANE | THRU LANES | TOTAL |
| #1 | 1 | 1 | 2 | 4 |
| #2 | 0 | 1 | 2 | 3 |
| #3 | 1 | 1 | 2 | 4 |
| #4 | 1 | 1 | 2 | 4 |

Anoka County Highway Department
 Traffic Volume and Turning
 Movement Study



Anoka County Highway Department

Traffic Engineering Section Traffic Volume and Turning Movement Study

Weather: Clear and Mild
Counter: TDC-12
Counted by: Josie/Randy

File Name : TMC0905
Site Code : 09050202
Start Date : 04/14/2009
Page No : 1

Groups Printed- Unshifted

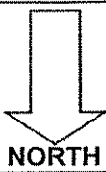
| Start Time | CSAH 52 Southbound | | | | | CSAH 14 Westbound | | | | | CSAH 52 Northbound | | | | | CSAH 14 Eastbound | | | | | Exclu. Total | Inclu. Total | Int. Total |
|------------|--------------------|------|-------|-------|------------|-------------------|------|-------|-------|------------|--------------------|------|-------|-------|------------|-------------------|------|-------|-------|------------|--------------|--------------|------------|
| | Left | Thru | Right | Heavy | App. Total | Left | Thru | Right | Heavy | App. Total | Left | Thru | Right | Heavy | App. Total | Left | Thru | Right | Heavy | App. Total | | | |
| 06:00 | 8 | 104 | 12 | 1 | 124 | 1 | 14 | 1 | 0 | 16 | 6 | 3 | 0 | 0 | 9 | 2 | 26 | 16 | 2 | 44 | 3 | 193 | 196 |
| 06:15 | 5 | 117 | 16 | 2 | 138 | 4 | 20 | 3 | 1 | 27 | 6 | 6 | 3 | 0 | 15 | 6 | 50 | 27 | 2 | 83 | 5 | 263 | 268 |
| 06:30 | 14 | 154 | 16 | 0 | 184 | 1 | 46 | 3 | 0 | 50 | 14 | 7 | 3 | 4 | 24 | 3 | 57 | 42 | 5 | 102 | 9 | 360 | 369 |
| 06:45 | 18 | 173 | 32 | 3 | 223 | 4 | 41 | 6 | 1 | 51 | 20 | 13 | 2 | 3 | 35 | 9 | 43 | 41 | 2 | 93 | 9 | 402 | 411 |
| Total | 45 | 548 | 76 | 6 | 669 | 10 | 121 | 13 | 2 | 144 | 46 | 29 | 8 | 7 | 83 | 20 | 176 | 126 | 11 | 322 | 26 | 1218 | 1244 |
| 07:00 | 18 | 171 | 34 | 5 | 223 | 4 | 62 | 3 | 3 | 69 | 16 | 20 | 1 | 1 | 37 | 4 | 65 | 43 | 4 | 112 | 13 | 441 | 454 |
| 07:15 | 21 | 175 | 50 | 4 | 246 | 1 | 72 | 8 | 3 | 81 | 18 | 13 | 0 | 1 | 31 | 10 | 57 | 44 | 5 | 111 | 13 | 469 | 482 |
| 07:30 | 15 | 164 | 49 | 3 | 228 | 3 | 71 | 5 | 1 | 79 | 17 | 17 | 2 | 3 | 36 | 15 | 68 | 48 | 4 | 131 | 11 | 474 | 485 |
| 07:45 | 13 | 158 | 44 | 5 | 215 | 3 | 53 | 8 | 4 | 64 | 21 | 20 | 1 | 0 | 42 | 17 | 85 | 46 | 7 | 148 | 16 | 469 | 485 |
| Total | 67 | 668 | 177 | 17 | 912 | 11 | 258 | 24 | 11 | 293 | 72 | 70 | 4 | 5 | 146 | 46 | 275 | 181 | 20 | 502 | 53 | 1853 | 1906 |

*** BREAK ***

| | | | | | | | | | | | | | | | | | | | | | | | |
|-------------|-----|------|------|----|------|-----|------|------|----|------|------|------|-----|----|------|------|------|-----|----|------|-----|------|------|
| 16:00 | 10 | 37 | 24 | 3 | 71 | 9 | 110 | 20 | 7 | 139 | 44 | 128 | 2 | 2 | 174 | 24 | 76 | 34 | 7 | 134 | 19 | 518 | 537 |
| 16:15 | 9 | 45 | 29 | 1 | 83 | 9 | 88 | 24 | 2 | 121 | 78 | 133 | 3 | 4 | 214 | 44 | 62 | 32 | 0 | 138 | 7 | 556 | 563 |
| 16:30 | 10 | 50 | 29 | 3 | 89 | 5 | 83 | 18 | 4 | 106 | 58 | 173 | 13 | 4 | 244 | 35 | 76 | 24 | 4 | 135 | 15 | 574 | 589 |
| 16:45 | 11 | 49 | 25 | 0 | 85 | 5 | 100 | 23 | 2 | 128 | 88 | 204 | 4 | 2 | 296 | 46 | 66 | 32 | 1 | 144 | 5 | 653 | 658 |
| Total | 40 | 181 | 107 | 7 | 328 | 28 | 381 | 85 | 15 | 494 | 268 | 638 | 22 | 12 | 928 | 149 | 280 | 122 | 12 | 551 | 46 | 2301 | 2347 |
| 17:00 | 17 | 49 | 33 | 4 | 99 | 6 | 98 | 18 | 3 | 122 | 70 | 138 | 9 | 2 | 217 | 49 | 79 | 26 | 1 | 154 | 10 | 592 | 602 |
| 17:15 | 10 | 53 | 26 | 4 | 89 | 5 | 115 | 21 | 1 | 141 | 64 | 176 | 8 | 1 | 248 | 42 | 84 | 30 | 4 | 156 | 10 | 634 | 644 |
| 17:30 | 10 | 33 | 29 | 2 | 72 | 4 | 79 | 25 | 2 | 108 | 80 | 151 | 11 | 0 | 242 | 51 | 59 | 22 | 1 | 132 | 5 | 554 | 559 |
| 17:45 | 6 | 44 | 31 | 1 | 81 | 1 | 75 | 18 | 0 | 94 | 51 | 137 | 6 | 3 | 194 | 55 | 81 | 28 | 1 | 164 | 5 | 533 | 538 |
| Total | 43 | 179 | 119 | 11 | 341 | 16 | 367 | 82 | 6 | 465 | 265 | 602 | 34 | 6 | 901 | 197 | 303 | 106 | 7 | 606 | 30 | 2313 | 2343 |
| Grand Total | 195 | 1576 | 479 | 41 | 2250 | 65 | 1127 | 204 | 34 | 1396 | 651 | 1339 | 68 | 30 | 2058 | 412 | 1034 | 535 | 50 | 1981 | 155 | 7685 | 7840 |
| Apprch % | 8.7 | 70 | 21.3 | | | 4.7 | 80.7 | 14.6 | | | 31.6 | 65.1 | 3.3 | | | 20.8 | 52.2 | 27 | | | 2 | 98 | |
| Total % | 2.5 | 20.5 | 6.2 | | 29.3 | 0.8 | 14.7 | 2.7 | | 18.2 | 8.5 | 17.4 | 0.9 | | 26.8 | 5.4 | 13.5 | 7 | | 25.8 | | | |

| Start Time | CSAH 52 Southbound | | | | CSAH 14 Westbound | | | | CSAH 52 Northbound | | | | CSAH 14 Eastbound | | | | Int. Total |
|--|--------------------|------|-------|------------|-------------------|------|-------|------------|--------------------|------|-------|------------|-------------------|------|-------|------------|------------|
| | Left | Thru | Right | App. Total | Left | Thru | Right | App. Total | Left | Thru | Right | App. Total | Left | Thru | Right | App. Total | |
| Peak Hour Analysis From 06:00 to 11:45 - Peak 1 of 1 | | | | | | | | | | | | | | | | | |
| Peak Hour for Entire Intersection Begins at 07:00 | | | | | | | | | | | | | | | | | |
| 07:00 | 18 | 171 | 34 | 223 | 4 | 62 | 3 | 69 | 16 | 20 | 1 | 37 | 4 | 65 | 43 | 112 | 441 |
| 07:15 | 21 | 175 | 50 | 246 | 1 | 72 | 8 | 81 | 18 | 13 | 0 | 31 | 10 | 57 | 44 | 111 | 469 |
| 07:30 | 15 | 164 | 49 | 228 | 3 | 71 | 5 | 79 | 17 | 17 | 2 | 36 | 15 | 68 | 48 | 131 | 474 |
| 07:45 | 13 | 158 | 44 | 215 | 3 | 53 | 8 | 64 | 21 | 20 | 1 | 42 | 17 | 85 | 46 | 148 | 469 |
| Total Volume | 67 | 668 | 177 | 912 | 11 | 258 | 24 | 293 | 72 | 70 | 4 | 146 | 46 | 275 | 181 | 502 | 1853 |
| % App. Total | 7.3 | 73.2 | 19.4 | | 3.8 | 88.1 | 8.2 | | 49.3 | 47.9 | 2.7 | | 9.2 | 54.8 | 36.1 | | |
| PHF | .798 | .954 | .885 | .927 | .688 | .896 | .750 | .904 | .857 | .875 | .500 | .869 | .676 | .809 | .943 | .848 | .977 |

| | | | | | | | | | | | | | | | | | |
|--|------|------|------|------|------|------|------|------|------|------|------|------|------|------|------|------|------|
| Peak Hour Analysis From 12:00 to 17:45 - Peak 1 of 1 | | | | | | | | | | | | | | | | | |
| Peak Hour for Entire Intersection Begins at 16:30 | | | | | | | | | | | | | | | | | |
| 16:30 | 10 | 50 | 29 | 89 | 5 | 83 | 18 | 106 | 58 | 173 | 13 | 244 | 35 | 76 | 24 | 135 | 574 |
| 16:45 | 11 | 49 | 25 | 85 | 5 | 100 | 23 | 128 | 88 | 204 | 4 | 296 | 46 | 66 | 32 | 144 | 653 |
| 17:00 | 17 | 49 | 33 | 99 | 6 | 98 | 18 | 122 | 70 | 138 | 9 | 217 | 49 | 79 | 26 | 154 | 592 |
| 17:15 | 10 | 53 | 26 | 89 | 5 | 115 | 21 | 141 | 64 | 176 | 8 | 248 | 42 | 84 | 30 | 156 | 634 |
| Total Volume | 48 | 201 | 113 | 362 | 21 | 396 | 80 | 497 | 280 | 691 | 34 | 1005 | 172 | 305 | 112 | 589 | 2453 |
| % App. Total | 13.3 | 55.5 | 31.2 | | 4.2 | 79.7 | 16.1 | | 27.9 | 68.8 | 3.4 | | 29.2 | 51.8 | 19 | | |
| PHF | .706 | .948 | .856 | .914 | .875 | .861 | .870 | .881 | .795 | .847 | .654 | .849 | .878 | .908 | .875 | .944 | .939 |



COUNT LOCATION:

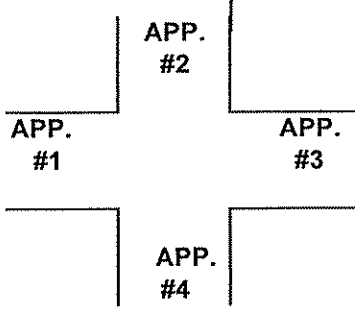
CSAH 52 (Radisson Rd.) @

DATE:

04/14/2009

CSAH 14 (125th Ave.)

| |
|-------------------|
| APP. #1 = CSAH 14 |
| APP. #2 = CSAH 52 |
| APP. #3 = CSAH 14 |
| APP. #4 = CSAH 52 |



- HEAVY VEHICLE- ANY VEHICLE HAVING MORE THAN FOUR TIRES TOUCHING THE PAVEMENT
- A. TRUCKS- A HEAVY VEHICLE INVOLVED PRIMARILY IN THE TRANSPORT OF GOODS OR IN THE DELIVERY OF A SERVICE.
 - B. RV- A HEAVY VEHICLE OPERATED BY A PRIVATE MOTORIST AND INVOLVED IN THE TRANSPORT OF RECREATIONAL EQUIPMENT OR FACILITIES.
 - C. BUSES- A HEAVY VEHICLE INVOLVED IN THE TRANSPORTATION OF GROUPS OF PEOPLE.

| TIME | PEDESTRIANS | | | | | HEAVY VEHICLES | | |
|---------------------|-------------|---------|---------|---------|--------------|---------------------|--------------|-----------|
| | APP. #1 | APP. #2 | APP. #3 | APP. #4 | 15 MIN TOT | TRUCKS | RV | BUS |
| 6:00-6:15AM | | | 1 | | 1 | 2 | | 1 |
| 6:15-6:30 | | | | | | 5 | | |
| 6:30-6:45 | | | | | | 7 | | 1 |
| 6:45-7:00 | | | | | | 5 | | 4 |
| HOURLY TOTAL | | | | | 1 | HOURLY TOTAL | | 25 |
| 7:00-7:15AM | | | | | | 7 | | 7 |
| 7:15-7:30 | | | 1 | | 1 | 7 | | 6 |
| 7:30-7:45 | | | | 3 | 3 | 10 | | 1 |
| 7:45-8:00 | | | | | | 12 | | 4 |
| HOURLY TOTAL | | | | | 4 | HOURLY TOTAL | | 54 |
| | | | | | TOTAL | | TOTAL | 79 |

| TIME | PEDESTRIANS | | | | | HEAVY VEHICLES | | |
|---------------------|-------------|---------|---------|---------|--------------|---------------------|--------------|-----------|
| | APP. #1 | APP. #2 | APP. #3 | APP. #4 | 15 MIN TOT | TRUCKS | RV | BUS |
| 4:00-4:15PM | | | | | | 14 | | 4 |
| 4:15-4:30 | | | | | | 5 | | 2 |
| 4:30-4:45 | | | | | | 12 | | 3 |
| 4:45-5:00 | | | | | | 4 | | 1 |
| HOURLY TOTAL | | | | | | HOURLY TOTAL | | 45 |
| 5:00-5:15PM | | | | | | 9 | | |
| 5:15-5:30 | | | | | | 10 | | 1 |
| 5:30-5:45 | | | | | | 6 | | |
| 5:45-6:00 | | 1 | | 2 | 3 | 2 | | 2 |
| HOURLY TOTAL | | | | | 3 | HOURLY TOTAL | | 30 |
| | | | | | TOTAL | | TOTAL | 75 |