

Date : 06/01/09

Count Number : TMC0912

Location : CSAH 5 (Nowthen Blvd.)

@ Alpine Dr.

Collection Period : 6:00AM - 9:00PM


5327

#2

CSAH 5

D	62
FT	2428
FT	173
FT	2663

North



Alpine Dr.

#1

3166	1913
A	605
B	628
C	20
1253	

Alpine Dr.

#3

G	187
H	1198
J	533
1918	

3017

1099

	EXISTING LANES OF APPROACH			TOTAL
	RIGHT TURN LANE	LEFT TURN LANE	THRU LANES	
#1	1	0	1	2
#2	0	0	1	1
#3	0	0	1	1
#4	1	0	1	2

CSAH 5

3566

#4

6974

M	653
L	2457
K	298
3408	

Anoka County Highway Department

Traffic Volume and Turning

Movement Study

Date : 06/01/09


Count Number : TMC0912

Location : CSAH 5 (Nowthen Blvd.)

@ Alpine Dr.

Collection Period : AM PEAK

Hour : 6:45 - 7:45AM



North

495

#2

CSAH 5

440		
	D	0
	M	428
	T	12

55

Alpine Dr.

#3

253

10	208
G	
H	80
J	118

45

5	56
K	
L	45
M	6

611

#4

667

CSAH 5

179

#1

86		
	C	0
	B	28
	A	65

Alpine Dr.


EXISTING LANES OF APPROACH				TOTAL
	RIGHT TURN LANE	LEFT TURN LANE	THRU LANES	
#1	1	0	1	2
#2	0	0	1	1
#3	0	0	1	1
#4	1	0	1	2

Anoka County Highway Department

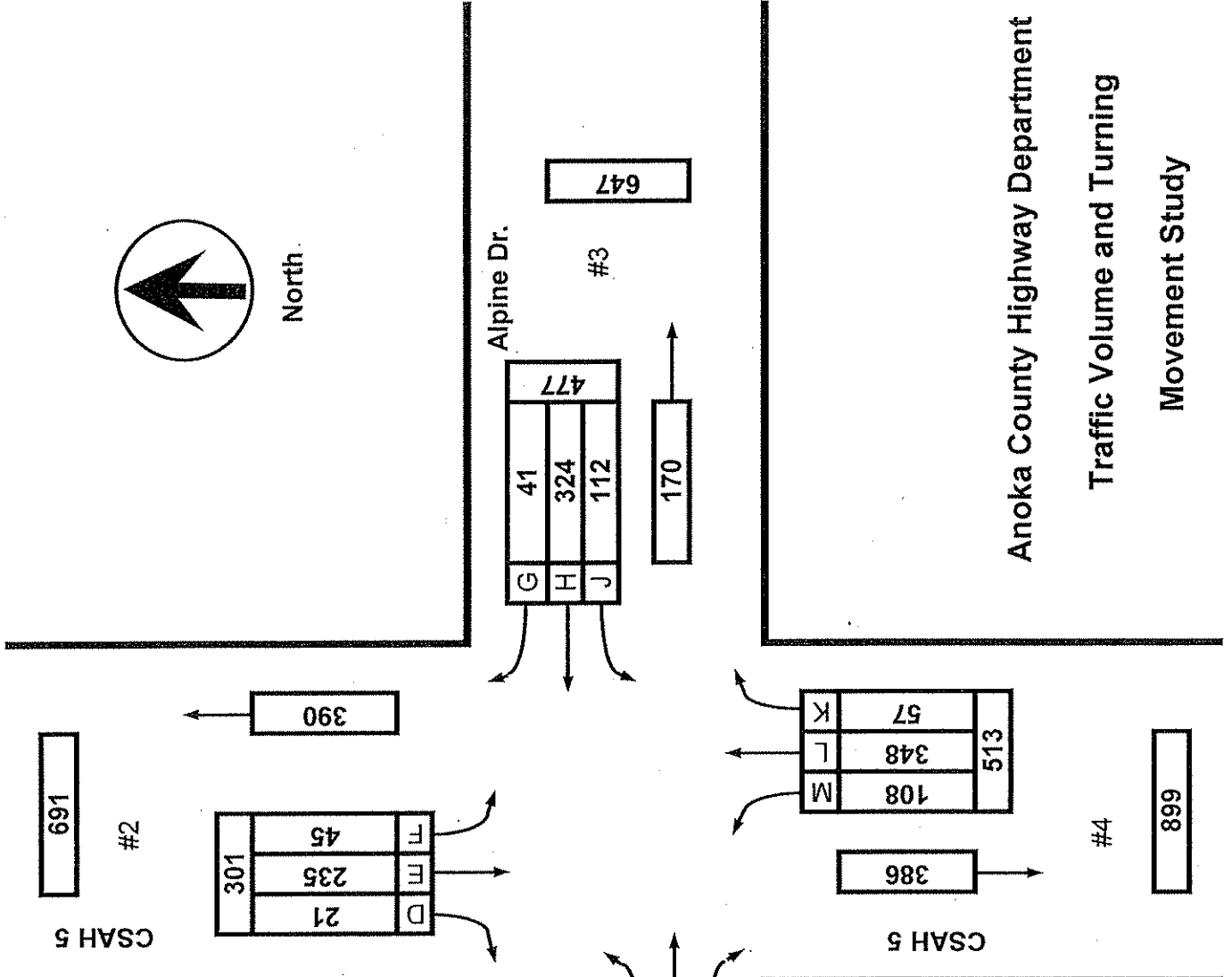
Traffic Volume and Turning

Movement Study

Date: 06/01/09
 Count Number: TMC0912
 Location: CSAH 5 (Nowthen Blvd.)
 @ Alpine Dr.
 Collection Period: PM PEAK
 Hour: 5:15 - 6:15PM



North



	EXISTING LANES OF APPROACH			TOTAL
	RIGHT TURN LANE	LEFT TURN LANE	THRU LANES	
#1	1	0	1	2
#2	0	0	1	1
#3	0	0	1	1
#4	1	0	1	2

Anoka County Highway Department
 Traffic Volume and Turning
 Movement Study

Anoka County Highway Department

Traffic Engineering Section

Traffic Volume and Turning Movement Study



Weather: Sunny and Warm
 Counter: DB-400
 Counted by: Jake/Laura

File Name : TMC0912
 Site Code : 09120103
 Start Date : 06/11/2009
 Page No : 1

Groups Printed- Unshifted - Bank 1

Start Time	CSAH 5 Southbound					Alpine Dr. Westbound					CSAH 5 Northbound					Alpine Dr. Eastbound					Exclu. Total	Inclu. Total	Int. Total
	Left	Thru	Right	Heavy	App. Total	Left	Thru	Right	Heavy	App. Total	Left	Thru	Right	Heavy	App. Total	Left	Thru	Right	Heavy	App. Total			
06:00	2	70	0	2	72	9	18	2	0	29	4	5	0	0	9	0	1	8	0	9	2	119	121
06:15	0	82	0	7	82	4	23	2	1	29	0	7	1	4	8	0	4	16	0	20	12	139	151
06:30	2	92	0	2	94	15	17	2	0	34	4	8	1	0	13	0	5	17	2	22	4	163	167
06:45	2	102	0	1	104	15	20	4	0	39	3	19	1	3	23	0	10	17	4	27	8	193	201
Total	6	346	0	12	352	43	78	10	1	131	11	39	3	7	53	0	20	58	6	78	26	614	640
07:00	3	115	0	4	118	14	6	1	1	21	2	4	0	2	6	0	5	10	0	15	7	160	167
07:15	3	112	0	2	115	49	29	1	1	79	0	10	3	0	13	0	6	18	0	24	3	231	234
07:30	4	99	0	2	103	40	25	4	1	69	1	12	1	0	14	0	7	20	1	27	4	213	217
07:45	1	80	1	6	82	7	19	1	0	27	5	24	0	1	29	0	7	17	2	24	9	162	171
Total	11	406	1	14	418	110	79	7	3	196	8	50	4	3	62	0	25	65	3	90	23	766	789
08:00	3	56	0	1	59	3	3	0	1	6	2	1	0	1	3	0	4	8	2	12	5	80	85
08:15	2	54	0	3	56	3	5	3	0	11	2	12	4	2	18	0	7	9	1	16	6	101	107
08:30	5	49	0	4	54	6	5	1	1	12	1	18	2	4	21	0	6	18	2	24	11	111	122
08:45	5	43	0	3	48	1	4	0	0	5	1	4	0	1	5	0	7	8	0	15	4	73	77
Total	15	202	0	11	217	13	17	4	2	34	6	35	6	8	47	0	24	43	5	67	26	365	391
09:00	2	42	0	4	44	14	11	0	5	25	2	14	4	2	20	0	5	30	5	35	16	124	140
09:15	1	42	0	4	43	16	12	1	1	29	3	22	5	0	30	1	3	20	0	24	5	126	131
09:30	1	31	0	2	32	0	3	1	0	4	2	13	3	2	18	1	14	6	2	21	6	75	81
09:45	1	33	0	1	34	0	8	1	0	9	3	11	2	2	16	0	7	5	3	12	6	71	77
Total	5	148	0	11	153	30	34	3	6	67	10	60	14	6	84	2	29	61	10	92	33	396	429
10:00	0	21	0	3	21	2	5	0	0	7	3	32	2	6	37	1	4	4	0	9	9	74	83
10:15	0	19	0	0	19	0	8	0	1	8	3	13	3	1	19	0	3	7	1	10	3	56	59
10:30	0	28	0	1	28	1	0	1	0	2	0	8	0	0	8	0	4	6	0	10	1	48	49
10:45	1	22	0	0	23	1	4	0	1	5	5	11	2	1	18	0	9	6	3	15	5	61	66
Total	1	90	0	4	91	4	17	1	2	22	11	64	7	8	82	1	20	23	4	44	18	239	257
11:00	2	20	0	1	22	3	8	3	0	14	4	16	1	1	21	0	4	5	1	9	3	66	69
11:15	1	28	1	4	30	4	5	0	0	9	4	20	0	0	24	0	4	12	0	16	4	79	83
11:30	0	21	0	0	21	0	3	2	0	5	5	17	2	3	24	0	9	5	3	14	6	64	70
11:45	1	30	0	2	31	2	4	1	1	7	12	22	1	3	35	0	8	6	0	14	6	87	93
Total	4	99	1	7	104	9	20	6	1	35	25	75	4	7	104	0	25	28	4	53	19	296	315
12:00	0	18	0	1	18	1	5	1	0	7	6	31	2	1	39	0	4	4	0	8	2	72	74
12:15	4	18	0	1	22	0	8	4	0	12	11	27	4	1	42	1	3	4	0	8	2	84	86
12:30	0	25	0	0	25	0	6	1	1	7	3	36	0	1	39	0	5	11	0	16	2	87	89
12:45	3	37	1	1	41	3	5	2	0	10	2	33	4	3	39	0	6	7	1	13	5	103	108
Total	7	98	1	3	106	4	24	8	1	36	22	127	10	6	159	1	18	26	1	45	11	346	357
13:00	2	24	0	3	26	0	4	3	0	7	3	38	1	1	42	0	12	6	2	18	6	93	99
13:15	2	27	2	2	31	3	7	1	3	11	5	26	2	1	33	0	7	6	0	13	6	88	94
13:30	2	33	0	0	35	2	3	1	3	6	8	41	5	4	54	0	8	10	2	18	9	113	122
13:45	2	30	0	1	32	1	8	1	2	10	7	40	5	2	52	0	7	7	1	14	6	108	114
Total	8	114	2	6	124	6	22	6	8	34	23	145	13	8	181	0	34	29	5	63	27	402	429
14:00	1	25	0	3	26	0	15	2	2	17	8	39	3	2	50	0	6	2	1	8	8	101	109
14:15	1	32	0	4	33	0	9	2	1	11	11	47	6	3	64	1	6	5	0	12	8	120	128
14:30	1	21	1	2	23	1	6	3	1	10	13	72	7	6	92	0	8	4	0	12	9	137	146
14:45	1	20	0	1	21	1	8	1	1	10	19	69	6	7	94	2	8	5	4	15	13	140	153
Total	4	98	1	10	103	2	38	8	5	48	51	227	22	18	300	3	28	16	5	47	38	498	536
15:00	1	26	0	4	27	2	11	4	1	17	24	81	5	5	110	0	15	6	0	21	10	175	185
15:15	2	31	0	2	33	5	12	6	2	23	16	61	3	4	80	0	15	9	2	24	10	160	170
15:30	5	35	1	0	41	6	13	5	3	24	18	81	7	5	106	0	25	12	1	37	9	208	217
15:45	2	34	0	4	36	16	14	4	2	34	22	68	9	4	99	2	17	20	8	39	18	208	226
Total	10	126	1	10	137	29	50	19	8	98	80	291	24	18	395	2	72	47	11	121	47	751	798
16:00	7	28	0	3	35	12	15	4	5	31	31	80	14	17	125	0	25	7	2	32	27	223	250
16:15	5	26	0	2	31	5	16	6	2	27	30	100	8	3	138	1	9	12	0	22	7	218	225
16:30	3	40	1	2	44	10	36	7	1	53	15	104	11	5	130	2	23	6	0	31	8	258	266
16:45	5	39	7	2	51	27	81	10	3	118	19	112	9	5	140	3	25	3	2	31	12	340	352
Total	20	133	8	9	161	54	148	27	11	229	95	396	42	30	533	6	82	28	4	116	54	1039	1093
17:00	9	41	9	0	59	22	83	8	6	113	24	87	13	4	124	0	13	10	0	23	10	319	329
17:15	9	60	4	0	73	23	95	10	2	128	27	102	17	1	146	1	12	5	1	18	4	365	369
17:30	12	58	5	3	75	25	82	10	1	117	25	88	13	4	126	0	20	14	0	34	8	352	360
17:45	9	77	3	1	89	30	75	12	3	117	22	77	10	2	109	0	17	14	0	31	6	346	352
Total	39	236	21	4	296	100	335	40	12	475	98	354	53	11	505	1	62	43	1	106	28	1382	1410



Anoka County Highway Department

Traffic Engineering Section

Traffic Volume and Turning Movement Study

File Name : TMC0912
 Site Code : 09120103
 Start Date : 06/11/2009
 Page No : 2

Weather: Sunny and Warm
 Counter: DB-400
 Counted by: Jake/Laura

Groups Printed- Unshifted - Bank 1

Start Time	CSAH 5 Southbound					Alpine Dr. Westbound					CSAH 5 Northbound					Alpine Dr. Eastbound					Exclu. Total	Inclu. Total	Int. Total
	Left	Thru	Right	Heavy	App. Total	Left	Thru	Right	Heavy	App. Total	Left	Thru	Right	Heavy	App. Total	Left	Thru	Right	Heavy	App. Total			
18:00	15	40	9	0	64	34	72	9	2	115	34	81	17	3	132	0	19	6	0	25	5	336	341
18:15	5	47	6	0	58	29	65	9	1	103	29	94	12	2	135	0	8	4	0	12	3	308	311
18:30	4	36	3	0	43	23	57	4	2	84	26	64	4	2	94	0	7	8	0	15	4	236	240
18:45	4	32	5	1	41	18	38	4	1	60	18	67	5	0	90	0	13	12	0	25	2	216	218
Total	28	155	23	1	206	104	232	26	6	362	107	306	38	7	451	0	47	30	0	77	14	1096	1110
19:00	2	15	0	0	17	3	19	3	0	25	13	44	6	1	63	1	11	11	0	23	1	128	129
19:15	0	22	0	0	22	1	16	3	0	20	22	36	5	0	63	1	16	10	0	27	0	132	132
19:30	3	18	0	0	21	5	10	4	0	19	13	32	6	0	51	0	16	14	0	30	0	121	121
19:45	0	32	2	0	34	3	9	4	0	16	15	35	13	0	63	1	10	12	0	23	0	136	136
Total	5	87	2	0	94	12	54	14	0	80	63	147	30	1	240	3	53	47	0	103	1	517	518
20:00	7	33	0	0	40	4	11	0	0	15	11	29	3	0	43	1	18	17	0	36	0	134	134
20:15	1	22	0	0	23	3	15	3	0	21	9	53	9	2	71	0	21	21	0	42	2	157	159
20:30	2	22	1	0	25	1	12	3	0	16	12	32	9	0	53	0	22	10	1	32	1	126	127
20:45	0	13	0	0	13	5	12	2	0	19	11	27	7	0	45	0	28	13	1	41	1	118	119
Total	10	90	1	0	101	13	50	8	0	71	43	141	28	2	212	1	89	61	2	151	4	535	539
Grand Total	173	2428	62	102	2663	533	1198	187	66	1918	653	2457	298	140	3408	20	628	605	61	1253	369	9242	9611
Apprch %	6.5	91.2	2.3			27.8	62.5	9.7			19.2	72.1	8.7			1.6	50.1	48.3			3.8	96.2	
Total %	1.9	26.3	0.7		28.8	5.8	13	2		20.8	7.1	25.6	3.2		36.9	0.2	6.8	6.5		13.6	0	0	9611
Unshifted	173	2428	62		2765	533	1198	187		1984	653	2457	298		3548	20	628	605		1314	0	0	9611
% Unshifted	100	100	100		100	100	100	100		100	100	100	100		100	100	100	100		100	0	0	100
Bank 1	0	0	0		0	0	0	0		0	0	0	0		0	0	0	0		0	0	0	0
% Bank 1	0	0	0		0	0	0	0		0	0	0	0		0	0	0	0		0	0	0	0

Start Time	CSAH 5 Southbound				Alpine Dr. Westbound				CSAH 5 Northbound				Alpine Dr. Eastbound				Int. Total
	Left	Thru	Right	App. Total	Left	Thru	Right	App. Total	Left	Thru	Right	App. Total	Left	Thru	Right	App. Total	
Peak Hour Analysis From 06:00 to 11:45 - Peak 1 of 1																	
Peak Hour for Entire Intersection Begins at 06:45																	
06:45	2	102	0	104	15	20	4	39	3	19	1	23	0	10	17	27	193
07:00	3	115	0	118	14	6	1	21	2	4	0	6	0	5	10	15	160
07:15	3	112	0	115	49	29	1	79	0	10	3	13	0	6	18	24	231
07:30	4	99	0	103	40	25	4	69	1	12	1	14	0	7	20	27	213
Total Volume	12	428	0	440	118	80	10	208	6	45	5	56	0	28	65	93	797
% App. Total	2.7	97.3	0		56.7	38.5	4.8		10.7	80.4	8.9		0	30.1	69.9		
PHF	.750	.930	.000	.932	.602	.690	.625	.658	.500	.592	.417	.609	.000	.700	.613	.861	.863

Start Time	CSAH 5 Southbound				Alpine Dr. Westbound				CSAH 5 Northbound				Alpine Dr. Eastbound				Int. Total
	Left	Thru	Right	App. Total	Left	Thru	Right	App. Total	Left	Thru	Right	App. Total	Left	Thru	Right	App. Total	
Peak Hour Analysis From 12:00 to 20:45 - Peak 1 of 1																	
Peak Hour for Entire Intersection Begins at 17:15																	
17:15	9	60	4	73	23	95	10	128	27	102	17	146	1	12	5	18	365
17:30	12	58	5	75	25	82	10	117	25	88	13	126	0	20	14	34	352
17:45	9	77	3	89	30	75	12	117	22	77	10	109	0	17	14	31	346
18:00	15	40	9	64	34	72	9	115	34	81	17	132	0	19	6	25	336
Total Volume	45	235	21	301	112	324	41	477	108	348	57	513	1	68	39	108	1399
% App. Total	15	78.1	7		23.5	67.9	8.6		21.1	67.8	11.1		0.9	63	36.1		
PHF	.750	.763	.583	.846	.824	.853	.854	.932	.794	.853	.838	.878	.250	.850	.696	.794	.958

**ANOKA COUNTY HIGHWAY
PC-WARRANTS
TRAFFIC SIGNAL WARRANT ANALYSIS**

Signal Warrants - Summary

Major Street Approaches

Northbound: CSAH 5
 Number of Lanes: 2
 Approach Speed: 50
 Total Approach Volume: 3,408

Southbound: CSAH 5
 Number of Lanes: 1
 Approach Speed: 55
 Total Approach Volume: 2,663

Minor Street Approaches

Eastbound: Alpine Dr.
 Number of Lanes: 2

 Total Approach Volume: 1,253

Westbound: Alpine Dr.
 Number of Lanes: 1

 Total Approach Volume: 1,918

Warrant Summary (Rural values apply.)

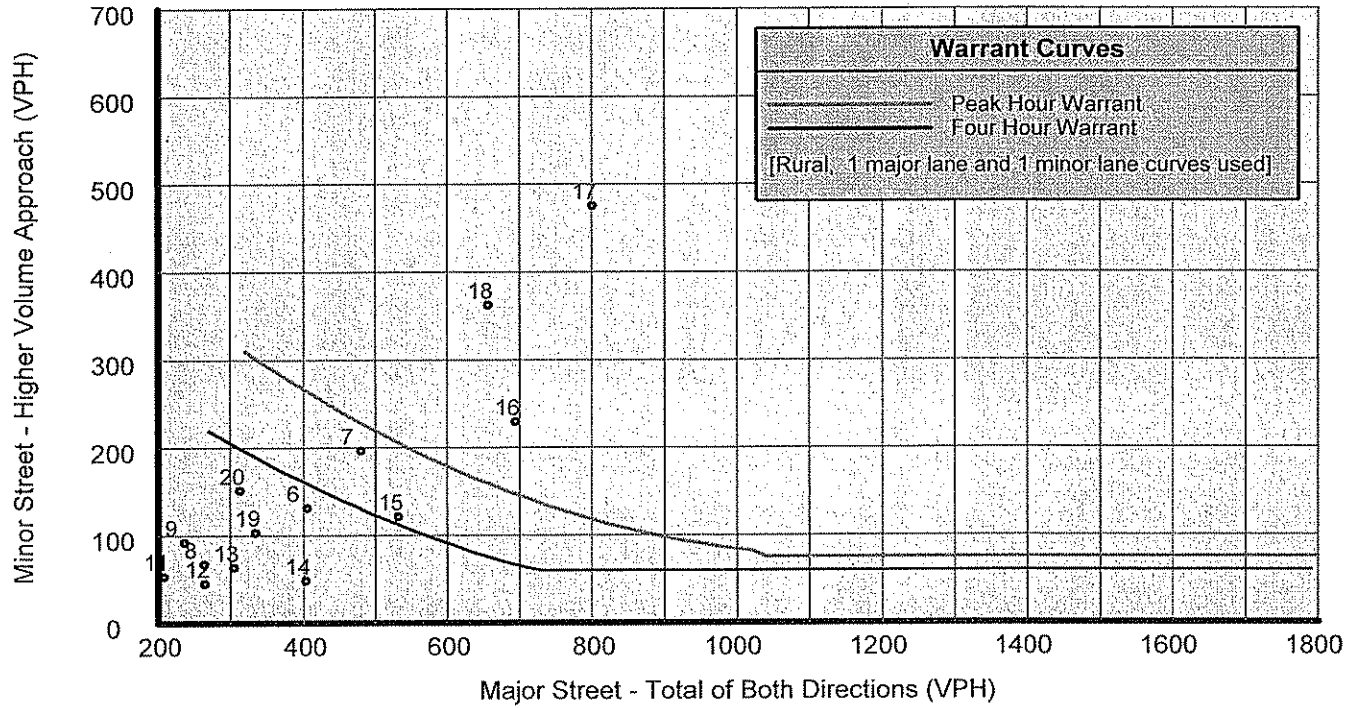
Warrant 1 - Eight Hour Vehicular Volumes	Not Satisfied
Warrant 1A - Minimum Vehicular Volume	Not Satisfied
Required volumes reached for 5 hours, 8 are needed	
Warrant 1B - Interruption of Continuous Traffic	Not Satisfied
Required volumes reached for 4 hours, 8 are needed	
Warrant 1 A&B - Combination of Warrants	Not Satisfied
Required volumes reached for 5 hours, 8 are needed	
 Warrant 2 - Four Hour Volumes	 Satisfied
Number of hours (5) volumes exceed minimum >= minimum required (4).	
 Warrant 3 - Peak Hour	 Satisfied
Warrant 3A - Peak Hour Delay	Satisfied
Number of hours (9) volumes exceed minimum >= required (1). Delay data not evaluated.	
Warrant 3B - Peak Hour Volumes	Satisfied
Volumes exceed minimums for at least one hour.	
 Warrant 4 - Pedestrian Volumes	 Not Evaluated
 Warrant 5 - School Crossing	 Not Evaluated
 Warrant 6 - Coordinated Signal System	 Not Evaluated
 Warrant 7 - Crash Experience	 Not Evaluated
 Warrant 8 - Roadway Network	 Not Evaluated

ANOKA COUNTY HIGHWAY

PC-WARRANTS

TRAFFIC SIGNAL WARRANT ANALYSIS

Signal Warrants - Summary



Analysis of 8-Hour Volume Warrants:

Hour Begin	Major Total	Higher Minor		War-1A			War-1B			War-1A&B		
		Vol	Dir	Major Crit	Minor Crit	Meets?	Major Crit	Minor Crit	Meets?	Major Crit	Minor Crit	Meets?
00:00	0	0	EB	350-No	140-No	---	525-No	70-No	---	420-No	112-No	---
01:00	0	0	EB	350-No	140-No	---	525-No	70-No	---	420-No	112-No	---
02:00	0	0	EB	350-No	140-No	---	525-No	70-No	---	420-No	112-No	---
03:00	0	0	EB	350-No	140-No	---	525-No	70-No	---	420-No	112-No	---
04:00	0	0	EB	350-No	140-No	---	525-No	70-No	---	420-No	112-No	---
05:00	0	0	EB	350-No	140-No	---	525-No	70-No	---	420-No	112-No	---
06:00	405	131	WB	350-Yes	140-No	Major	525-No	70-Yes	Minor	420-No	112-Yes	Minor
07:00	480	196	WB	350-Yes	140-Yes	Both	525-No	70-Yes	Minor	420-Yes	112-Yes	Both
08:00	264	67	EB	350-No	105-No	---	525-No	52-Yes	Minor	420-No	84-No	---
09:00	237	92	EB	350-No	105-No	---	525-No	52-Yes	Minor	420-No	84-Yes	Minor
10:00	173	44	EB	350-No	105-No	---	525-No	52-No	---	420-No	84-No	---
11:00	208	53	EB	350-No	105-No	---	525-No	52-Yes	Minor	420-No	84-No	---
12:00	265	45	EB	350-No	105-No	---	525-No	52-No	---	420-No	84-No	---
13:00	305	63	EB	350-No	105-No	---	525-No	52-Yes	Minor	420-No	84-No	---
14:00	403	48	WB	350-Yes	140-No	Major	525-No	70-No	---	420-No	112-No	---
15:00	532	121	EB	350-Yes	105-Yes	Both	525-Yes	52-Yes	Both	420-Yes	84-Yes	Both
16:00	694	229	WB	350-Yes	140-Yes	Both	525-Yes	70-Yes	Both	420-Yes	112-Yes	Both
17:00	801	475	WB	350-Yes	140-Yes	Both	525-Yes	70-Yes	Both	420-Yes	112-Yes	Both
18:00	657	362	WB	350-Yes	140-Yes	Both	525-Yes	70-Yes	Both	420-Yes	112-Yes	Both
19:00	334	103	EB	350-No	105-No	---	525-No	52-Yes	Minor	420-No	84-Yes	Minor
20:00	313	151	EB	350-No	105-Yes	Minor	525-No	52-Yes	Minor	420-No	84-Yes	Minor
21:00	0	0	EB	350-No	140-No	---	525-No	70-No	---	420-No	112-No	---
22:00	0	0	EB	350-No	140-No	---	525-No	70-No	---	420-No	112-No	---
23:00	0	0	EB	350-No	140-No	---	525-No	70-No	---	420-No	112-No	---

**ANOKA COUNTY HIGHWAY
PC-WARRANTS
TRAFFIC SIGNAL WARRANT ANALYSIS**

Multi-Way Stop Warrant Report

Major Street Approaches

Northbound: CSAH 5
Total Approach Volume: 3,408
Approach Speed: 50

Southbound: CSAH 5
Total Approach Volume: 2,663
Approach Speed: 55

Minor Street Approaches

Eastbound: Alpine Dr.
Total Approach Volume: 1,253

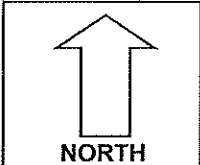
Westbound: Alpine Dr.
Total Approach Volume: 1,918

Warrant Summary

- Criteria A - Interim Measure** Not Evaluated
If traffic signals are justified, stop signs can be installed as an interim measure.
- Criteria B - Crash Experience** Not Evaluated
- Criteria C - Minimum Volumes and Delays** Satisfied
Delay data not evaluated
Required volumes reached for 9 hours, 8 are needed
- Criteria D - 80% of Volumes, Delays, and Crashes** Not Evaluated
Delay data not evaluated
Number of crashes (-1) is less than the minimum required (4).
Required volumes reached for 0 hours, 8 are needed

Analysis of 8-Hour Volume Warrants:

Time	Major Total	Minor Total	Crit C			Crit D		
			Major	Minor Crit	Meets?	Major Crit	Minor Crit	Meets?
05:45 - 06:45	278	143	210-Yes	140-Yes	Both	240-Yes	160-No	Major
06:45 - 07:45	496	301	210-Yes	140-Yes	Both	240-Yes	160-Yes	Both
08:15 - 09:15	266	143	210-Yes	140-Yes	Both	240-Yes	160-No	Major
14:45 - 15:45	512	171	210-Yes	140-Yes	Both	240-Yes	160-Yes	Both
15:45 - 16:45	638	269	210-Yes	140-Yes	Both	240-Yes	160-Yes	Both
16:45 - 17:45	794	582	210-Yes	140-Yes	Both	240-Yes	160-Yes	Both
17:45 - 18:45	724	502	210-Yes	140-Yes	Both	240-Yes	160-Yes	Both
18:45 - 19:45	368	229	210-Yes	140-Yes	Both	240-Yes	160-Yes	Both
19:45 - 20:45	352	201	210-Yes	140-Yes	Both	240-Yes	160-Yes	Both
07:45 - 08:45	322	132	210-Yes	140-No	Major	240-Yes	160-No	Major
08:00 - 09:00	264	101	210-Yes	140-No	Major	240-Yes	160-No	Major
09:15 - 10:15	231	115	210-Yes	140-No	Major	240-No	160-No	No
11:15 - 12:15	222	80	210-Yes	140-No	Major	240-No	160-No	No
11:30 - 12:30	232	75	210-Yes	140-No	Major	240-No	160-No	No
11:45 - 12:45	251	79	210-Yes	140-No	Major	240-Yes	160-No	Major
12:00 - 13:00	265	81	210-Yes	140-No	Major	240-Yes	160-No	Major
12:15 - 13:15	276	91	210-Yes	140-No	Major	240-Yes	160-No	Major
12:30 - 13:30	276	95	210-Yes	140-No	Major	240-Yes	160-No	Major
12:45 - 13:45	301	96	210-Yes	140-No	Major	240-Yes	160-No	Major
13:00 - 14:00	305	97	210-Yes	140-No	Major	240-Yes	160-No	Major
13:15 - 14:15	313	97	210-Yes	140-No	Major	240-Yes	160-No	Major
13:30 - 14:30	346	96	210-Yes	140-No	Major	240-Yes	160-No	Major
13:45 - 14:45	372	94	210-Yes	140-No	Major	240-Yes	160-No	Major
14:00 - 15:00	403	95	210-Yes	140-No	Major	240-Yes	160-No	Major



COUNT LOCATION:

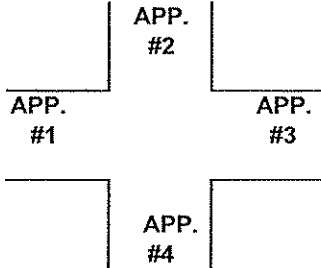
CSAH 5 (Northdale Blvd.)

DATE:

06/03/2009

@ Alpine Dr.

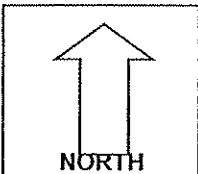
APP. #1 = Alpine Dr.
APP. #2 = CSAH 5
APP. #3 = Alpine Dr.
APP. #4 = CSAH 5



- HEAVY VEHICLE- ANY VEHICLE HAVING MORE THAN FOUR TIRES TOUCHING THE PAVEMENT
- A. TRUCKS- A HEAVY VEHICLE INVOLVED PRIMARILY IN THE TRANSPORT OF GOODS OR IN THE DELIVERY OF A SERVICE.
 - B. RV- A HEAVY VEHICLE OPERATED BY A PRIVATE MOTORIST AND INVOLVED IN THE TRANSPORT OF RECREATIONAL EQUIPMENT OR FACILITIES.
 - C. BUSES- A HEAVY VEHICLE INVOLVED IN THE TRANSPORTATION OF GROUPS OF PEOPLE.

TIME	PEDESTRIANS					HEAVY VEHICLES		
	APP. #1	APP. #2	APP. #3	APP. #4	15 MIN TOT	TRUCKS	RV	BUS
6:00-6:15AM						2		
6:15-6:30	1				1	8		4
6:30-6:45	1				1	4		
6:45-7:00						3		3
HOURLY TOTAL					2	HOURLY TOTAL		24
7:00-7:15	2			1	3	4		3
7:15-7:30						1		2
7:30-7:45						1		3
7:45-8:00						7		2
HOURLY TOTAL					3	HOURLY TOTAL		23
8:00-8:15						5		1
8:15-8:30	1				1	5		1
8:30-8:45	1			1	2	10		1
8:45-9:00	5			7	12	2		2
HOURLY TOTAL					15	HOURLY TOTAL		27
9:00-9:15				2	2	3		12
9:15-9:30	3			3	6	3		2
9:30-9:45						6		
9:45-10:00						6		
HOURLY TOTAL					8	HOURLY TOTAL		32
10:00-10:15						8		1
10:15-10:30	2				2	3		
10:30-10:45						1		
10:45-11:00						5		
HOURLY TOTAL					2	HOURLY TOTAL		18
11:00-11:15		2			2	3		
11:15-11:30	2		2		4	4		
11:30-11:45		2			2	5		
11:45-12:00	1	1	1	1	4	7		
HOURLY TOTAL					12	HOURLY TOTAL		19
12:00-12:15						1		1
12:15-12:30						2		
12:30-12:45	2			1	3	2		
12:45-1:00	1				1	5		
HOURLY TOTAL					4	HOURLY TOTAL		11
1:00-1:15	1			1	2	6		
1:15-1:30	1			1	2	6		
1:30-1:45						9		
1:45-2:00	1				1	6		
HOURLY TOTAL					5	HOURLY TOTAL		27
					TOTAL		TOTAL	181
					51			

1
2
3
4
5
6
7
8
9
10
11
12
13
14
15
16
17
18
19
20
21
22
23
24
25
26
27
28
29
30
31
32



COUNT LOCATION:

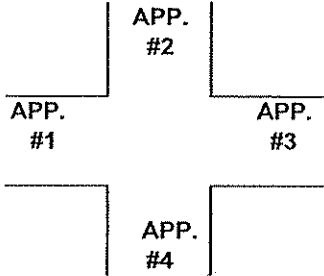
CSAH 5 (Northdale Blvd.)

DATE:

06/01/2009

@ Alpine Dr.

APP. #1 = Alpine Dr.
APP. #2 = CSAH 5
APP. #3 = Alpine Dr.
APP. #4 = CSAH 5



- HEAVY VEHICLE- ANY VEHICLE HAVING MORE THAN FOUR TIRES TOUCHING THE PAVEMENT
- A. TRUCKS- A HEAVY VEHICLE INVOLVED PRIMARILY IN THE TRANSPORT OF GOODS OR IN THE DELIVERY OF A SERVICE.
 - B. RV- A HEAVY VEHICLE OPERATED BY A PRIVATE MOTORIST AND INVOLVED IN THE TRANSPORT OF RECREATIONAL EQUIPMENT OR FACILITIES.
 - C. BUSES- A HEAVY VEHICLE INVOLVED IN THE TRANSPORTATION OF GROUPS OF PEOPLE.

TIME	PEDESTRIANS					HEAVY VEHICLES		
	APP. #1	APP. #2	APP. #3	APP. #4	15 MIN TOT	TRUCKS	RV	BUS
2:00-2:15PM						8		
2:15-2:30				1	1	7		
2:30-2:45				1	1	7		2
2:45-3:00	1		1	1	3	11		2
HOURLY TOTAL					5	HOURLY TOTAL		37
3:00-3:15			1		1	6		4
3:15-3:30						4		6
3:30-3:45	1	1	1		3	4		5
3:45-4:00			2	8	10	9		8
HOURLY TOTAL					14	HOURLY TOTAL		46
4:00-4:15		3	18	11	32	6		21
4:15-4:30	4		4	5	13	3		1
4:30-4:45	1	1	1	3	6	7		1
4:45-5:00	1				1	8		4
HOURLY TOTAL					52	HOURLY TOTAL		51
5:00-5:15	2		3	2	7	8		2
5:15-5:30			3	2	5	4		
5:30-5:45	1		7	4	12	8		
5:45-6:00				1	1	3		2
HOURLY TOTAL					25	HOURLY TOTAL		27
6:00-6:15	4		1	1	6	5		
6:15-6:30			1	2	3	3		
6:30-6:45	6		4	5	15	4		
6:45-7:00	1		2	5	8	2		
HOURLY TOTAL					32	HOURLY TOTAL		14
7:00-7:15	4				4	1		
7:15-7:30		1			1			
7:30-7:45								
7:45-8:00	1			4	5			
HOURLY TOTAL					10	HOURLY TOTAL		1
8:00-8:15	4		1		5			
8:15-8:30	1		2		3	2		
8:30-8:45			3		3	1		
8:45-9:00			1		1	1		
HOURLY TOTAL					12	HOURLY TOTAL		4
				TOTAL	201		TOTAL	361

1
2
3
4
5
6
7
8
9
10
11
12
13
14
15
16
17
18
19
20
21
22
23
24
25
26
27
28