


Date : 06/08/09

Count Number : TMC0914

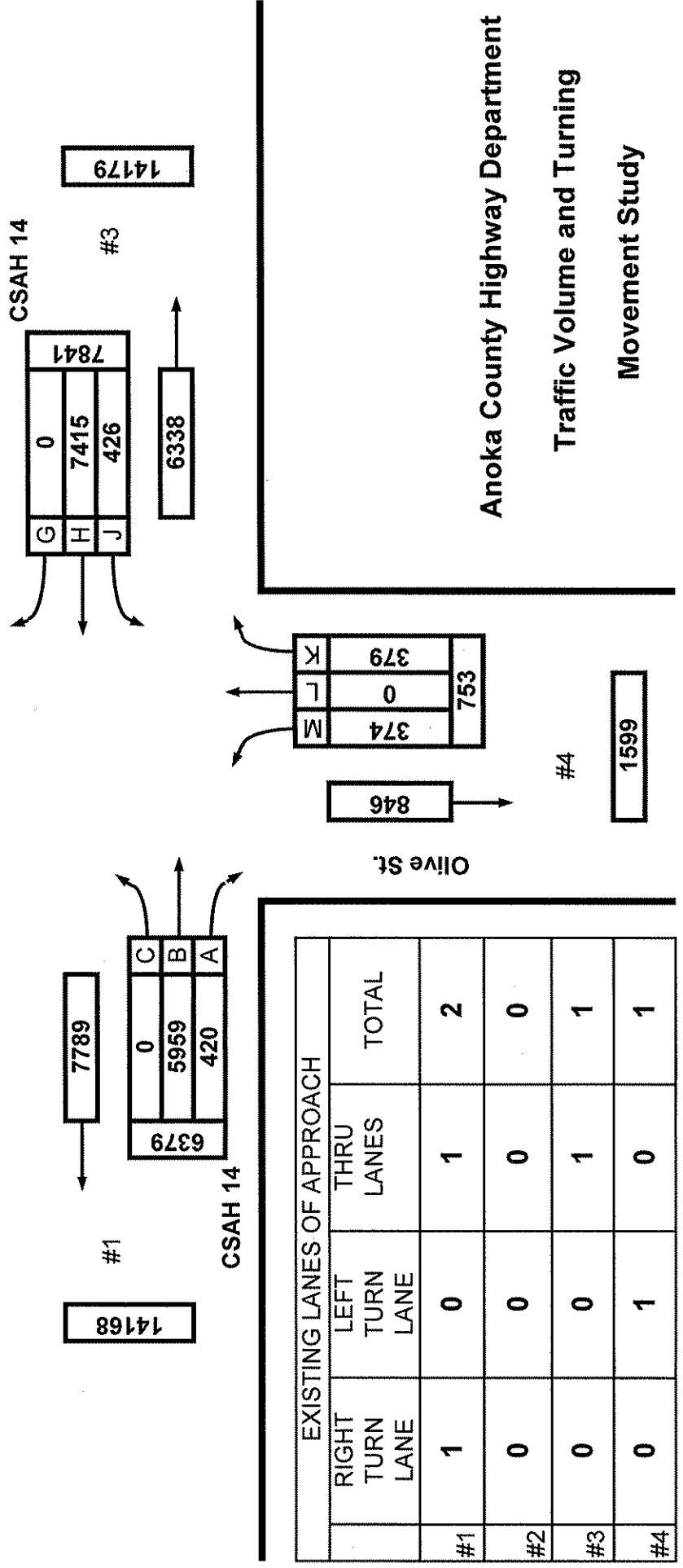
Location : CSAH 14 (Main St.)

@ Olive St.

Collection Period : 6:00AM - 10:00PM



North




EXISTING LANES OF APPROACH				TOTAL
RIGHT TURN LANE	LEFT TURN LANE	THRU LANES		
#1	1	0	1	2
#2	0	0	0	0
#3	0	0	1	1
#4	0	1	0	1

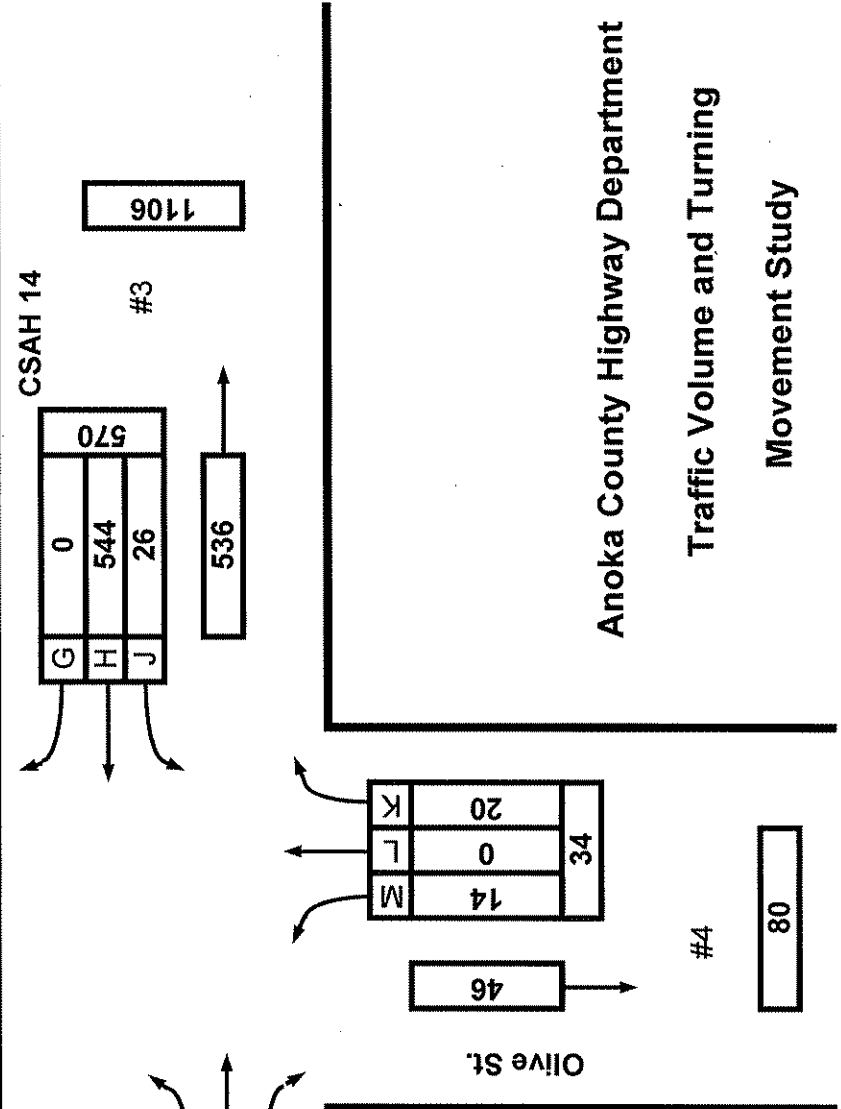
Anoka County Highway Department  
 Traffic Volume and Turning  
 Movement Study

Date : 06/08/09  
 Count Number : TMC0914  
 Location : CSAH 14 (Main St.)  
 @ Olive St.

Collection Period : AM PEAK  
 Hour : 11:00 - 12:00PM



North



1094

	C	B	A
536	0	516	20

558

G	0
H	544
J	26

CSAH 14

#3

1106

536

	EXISTING LANES OF APPROACH			TOTAL
	RIGHT TURN LANE	LEFT TURN LANE	THRU LANES	
#1	1	0	1	2
#2	0	0	0	0
#3	0	0	1	1
#4	0	1	0	1

Olive St.

46

M	14
L	0
K	20
	34

#4

80

Anoka County Highway Department  
 Traffic Volume and Turning  
 Movement Study

Date : 06/08/09


Count Number : TMC0914

Location : CSAH 14 (Main St.)

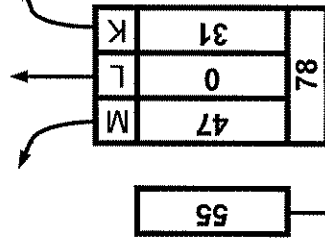
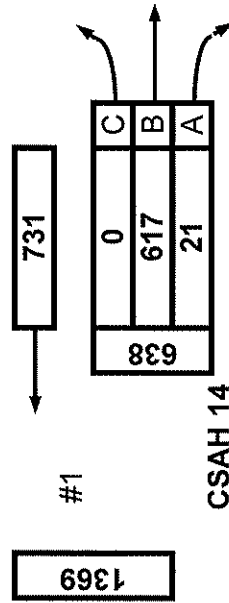
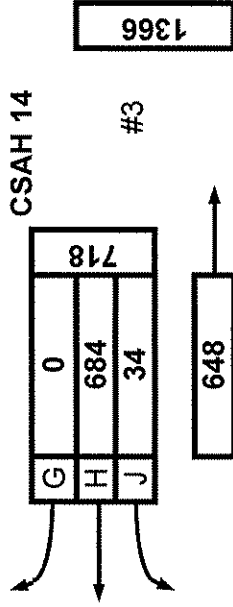
@ Olive St.

Collection Period : PM PEAK

Hour : 3:30 - 4:30PM



North



	EXISTING LANES OF APPROACH			TOTAL
	RIGHT TURN LANE	LEFT TURN LANE	THRU LANES	
#1	1	0	1	2
#2	0	0	0	0
#3	0	0	1	1
#4	0	1	0	1

Anoka County Highway Department  
 Traffic Volume and Turning  
 Movement Study

# Anoka County Highway Department

## Traffic Engineering Section

### Traffic Volume and Turning Movement Study

File Name : TMC0914

Site Code : 09140202

Start Date : 6/8/2009

Page No : 1

Weather: Rainy and Mild

Counter: DB-400

Counted by: Jake/Laura

#### Groups Printed- Unshifted - Bank 1

Start Time	None Southbound					CSAH 14 Westbound					Olive St. Northbound					CSAH 14 Eastbound					Exclu. Total	Inclu. Total	Int. Total
	Left	Thru	Right	Heavy	App. Total	Left	Thru	Right	Heavy	App. Total	Left	Thru	Right	Heavy	App. Total	Left	Thru	Right	Heavy	App. Total			
06:00	0	0	0	0	0	0	56	0	1	56	2	0	2	0	4	0	89	0	0	89	1	149	150
06:15	0	0	0	0	0	3	77	0	1	80	3	0	1	0	4	0	64	1	4	65	5	149	154
06:30	0	0	0	0	0	8	82	0	3	90	7	0	2	0	9	0	104	2	9	106	12	205	217
06:45	0	0	0	0	0	2	96	0	6	98	4	0	3	0	7	0	62	4	6	66	12	171	183
Total	0	0	0	0	0	13	311	0	11	324	16	0	8	0	24	0	319	7	19	326	30	674	704
07:00	0	0	0	0	0	6	95	0	3	101	2	0	10	0	12	0	112	7	4	119	7	232	239
07:15	0	0	0	0	0	8	118	0	10	126	3	0	7	0	10	0	102	3	1	105	11	241	252
07:30	0	0	0	0	0	7	138	0	6	145	6	0	9	0	15	0	108	6	4	114	10	274	284
07:45	0	0	0	0	0	11	132	0	4	143	4	0	4	0	8	0	98	6	8	104	12	255	267
Total	0	0	0	0	0	32	483	0	23	515	15	0	30	0	45	0	420	22	17	442	40	1002	1042
08:00	0	0	0	0	0	10	127	0	2	137	5	0	3	1	8	0	63	2	5	65	8	210	218
08:15	0	0	0	0	0	10	92	0	6	102	4	0	5	0	9	0	92	3	6	95	12	206	218
08:30	0	0	0	0	0	14	78	0	5	92	13	0	11	1	24	0	44	9	3	53	9	169	178
08:45	0	0	0	0	0	4	100	0	8	104	18	0	5	5	23	0	37	5	5	42	18	169	187
Total	0	0	0	0	0	38	397	0	21	435	40	0	24	7	64	0	236	19	19	255	47	754	801
09:00	0	0	0	0	0	6	95	0	11	101	11	0	9	0	20	0	53	1	6	54	17	175	192
09:15	0	0	0	0	0	3	127	0	19	130	5	0	7	0	12	0	18	4	2	22	21	164	185
09:30	0	0	0	0	0	3	90	0	7	93	4	0	3	0	7	0	22	0	2	22	9	122	131
09:45	0	0	0	0	0	0	114	0	7	114	6	0	5	0	11	0	55	6	2	61	9	186	195
Total	0	0	0	0	0	12	426	0	44	438	26	0	24	0	50	0	148	11	12	159	56	647	703
10:00	0	0	0	0	0	4	120	0	5	124	11	0	8	2	19	0	33	0	2	33	9	176	185
10:15	0	0	0	0	0	4	97	0	4	101	4	0	5	0	9	0	57	0	4	57	8	167	175
10:30	0	0	0	0	0	1	121	0	7	122	5	0	12	2	17	0	96	6	6	102	15	241	256
10:45	0	0	0	0	0	13	107	0	7	120	6	0	8	0	14	0	38	6	2	44	9	178	187
Total	0	0	0	0	0	22	445	0	23	467	26	0	33	4	59	0	224	12	14	236	41	762	803
11:00	0	0	0	0	0	10	165	0	4	175	4	0	10	0	14	0	130	5	11	135	15	324	339
11:15	0	0	0	0	0	6	148	0	11	154	1	0	5	0	6	0	142	3	2	145	13	305	318
11:30	0	0	0	0	0	8	100	0	5	108	3	0	3	0	6	0	112	8	7	120	12	234	246
11:45	0	0	0	0	0	2	131	0	6	133	6	0	2	0	8	0	132	4	3	136	9	277	286
Total	0	0	0	0	0	26	544	0	26	570	14	0	20	0	34	0	516	20	23	536	49	1140	1189
12:00	0	0	0	0	0	0	98	0	1	98	3	0	8	0	11	0	132	4	7	136	8	245	253
12:15	0	0	0	0	0	5	84	0	3	89	3	0	7	0	10	0	114	10	5	124	8	223	231
12:30	0	0	0	0	0	6	116	0	1	122	7	0	10	1	17	0	112	8	5	120	7	259	266
12:45	0	0	0	0	0	2	124	0	1	126	7	0	3	0	10	0	102	11	5	113	6	249	255
Total	0	0	0	0	0	13	422	0	6	435	20	0	28	1	48	0	460	33	22	493	29	976	1005
13:00	0	0	0	0	0	5	122	0	5	127	7	0	7	1	14	0	121	21	2	142	8	283	291
13:15	0	0	0	0	0	14	126	0	9	140	6	0	6	0	12	0	94	16	3	110	12	262	274
13:30	0	0	0	0	0	2	114	0	10	116	9	0	2	2	11	0	100	5	1	105	13	232	245
13:45	0	0	0	0	0	9	109	0	3	118	7	0	9	0	16	0	123	8	4	131	7	265	272
Total	0	0	0	0	0	30	471	0	27	501	29	0	24	3	53	0	438	50	10	488	40	1042	1082
14:00	0	0	0	0	0	2	74	0	1	76	2	0	6	0	8	0	161	12	15	173	16	257	273
14:15	0	0	0	0	0	5	144	0	4	149	5	0	5	1	10	0	91	11	11	102	16	261	277
14:30	0	0	0	0	0	21	146	0	6	167	7	0	6	0	13	0	110	8	5	118	11	298	309
14:45	0	0	0	0	0	13	144	0	8	157	2	0	3	1	5	0	139	8	11	147	20	309	329
Total	0	0	0	0	0	41	508	0	19	549	16	0	20	2	36	0	501	39	42	540	63	1125	1188
15:00	0	0	0	0	0	9	118	0	4	127	11	0	7	0	18	0	138	9	4	147	8	292	300
15:15	0	0	0	0	0	11	152	0	3	163	5	0	8	1	13	0	166	21	3	187	7	363	370
15:30	0	0	0	0	0	8	174	0	5	182	22	0	7	3	29	0	147	3	5	150	13	361	374
15:45	0	0	0	0	0	10	160	0	8	170	11	0	15	0	26	0	162	7	0	169	8	365	373
Total	0	0	0	0	0	38	604	0	20	642	49	0	37	4	86	0	613	40	12	653	36	1361	1417
16:00	0	0	0	0	0	9	179	0	9	188	6	0	7	3	13	0	129	3	2	132	14	333	347
16:15	0	0	0	0	0	7	171	0	8	178	8	0	2	0	10	0	179	8	2	187	10	375	385
16:30	0	0	0	0	0	4	179	0	8	183	3	0	6	0	9	0	102	4	1	106	9	298	307
16:45	0	0	0	0	0	11	180	0	5	191	4	0	11	1	15	0	82	6	0	88	6	294	300
Total	0	0	0	0	0	31	709	0	30	740	21	0	26	4	47	0	492	21	5	513	39	1300	1339
17:00	0	0	0	0	0	5	214	0	3	219	7	0	13	0	20	0	122	11	1	133	4	372	376
17:15	0	0	0	0	0	9	195	0	4	204	8	0	9	0	17	0	53	5	0	58	4	279	283
17:30	0	0	0	0	0	4	203	0	1	207	7	0	9	1	16	0	73	2	0	75	2	298	300
17:45	0	0	0	0	0	4	164	0	2	168	7	0	2	0	9	0	93	10	0	103	2	280	282
Total	0	0	0	0	0	22	776	0	10	798	29	0	33	1	62	0	341	28	1	369	12	1229	1241
18:00	0	0	0	0	0	6	149	0	1	155	10	0	8	1	18	0	110	0	2	110	4	283	287
18:15	0	0	0	0	0	8	89	0	0	97	2	0	2	0	4	0	90	4	0	94	0	195	195
18:30	0	0	0	0	0	7	110	0	1	117	7	0	5	0	12	0	161	12	1	173	2	302	304
18:45	0	0	0	0	0	16	125	0	1	141	4	0	5	0	9	0	103	11	0	114	1	264	265
Total	0	0	0	0	0	37	473	0	3	510	23	0	20	1	43	0	464	27	3	491	7	1044	1051

# Anoka County Highway Department

## Traffic Engineering Section Traffic Volume and Turning Movement Study

File Name : TMC0914  
Site Code : 09140202  
Start Date : 6/8/2009  
Page No : 2

Weather: Rainy and Mild  
Inter: DB-400  
Counted by: Jake/Laura

### Groups Printed- Unshifted - Bank 1

Start Time	None Southbound					CSAH 14 Westbound					Olive St. Northbound					CSAH 14 Eastbound					Exclu. Total	Inclu. Total	Int. Total
	Left	Thru	Right	Heavy	App. Total	Left	Thru	Right	Heavy	App. Total	Left	Thru	Right	Heavy	App. Total	Left	Thru	Right	Heavy	App. Total			
19:00	0	0	0	0	0	6	75	0	0	81	8	0	4	0	12	0	61	12	1	73	1	166	167
19:15	0	0	0	0	0	4	102	0	0	106	4	0	4	0	8	0	37	8	0	45	0	159	159
19:30	0	0	0	0	0	5	67	0	0	72	5	0	9	1	14	0	30	6	0	36	1	122	123
19:45	0	0	0	0	0	7	55	0	1	62	3	0	7	0	10	0	83	13	0	96	1	168	169
Total	0	0	0	0	0	22	299	0	1	321	20	0	24	1	44	0	211	39	1	250	3	615	618
20:00	0	0	0	0	0	7	67	0	0	74	2	0	5	0	7	0	96	3	1	99	1	180	181
20:15	0	0	0	0	0	5	74	0	2	79	4	0	3	0	7	0	81	17	0	98	2	184	186
20:30	0	0	0	0	0	9	87	0	0	96	7	0	5	0	12	0	60	11	0	71	0	179	179
20:45	0	0	0	0	0	8	86	0	0	94	1	0	5	0	6	0	78	8	0	86	0	186	186
Total	0	0	0	0	0	29	314	0	2	343	14	0	18	0	32	0	315	39	1	354	3	729	732
21:00	0	0	0	0	0	9	75	0	0	84	3	0	2	0	5	0	91	2	0	93	0	182	182
21:15	0	0	0	0	0	5	51	0	0	56	6	0	4	0	10	0	93	4	1	97	1	163	164
21:30	0	0	0	0	0	0	53	0	1	53	5	0	0	0	5	0	45	3	0	48	1	106	107
21:45	0	0	0	0	0	6	54	0	0	60	2	0	4	0	6	0	32	4	0	36	0	102	102
Total	0	0	0	0	0	20	233	0	1	253	16	0	10	0	26	0	261	13	1	274	2	553	555
Grand Total	0	0	0	0	0	426	7415	0	267	7841	374	0	379	28	753	0	5959	420	202	6379	497	14973	15470
Apprch %	0	0	0			5.4	94.6	0			49.7	0	50.3			0	93.4	6.6					
Total %	0	0	0			2.8	49.5	0		52.4	2.5	0	2.5		5	0	39.8	2.8		42.6	3.2	96.8	
Unshifted	0	0	0			426	7415	0		8108	374	0	379		781	0	5959	420		6581	0	0	15470
% Unshifted	0	0	0	0	0	100	100	0	100	100	100	0	100	100	100	0	100	100	100	100	0	0	100
Bank 1	0	0	0			0	0	0		0	0	0	0		0	0	0	0		0	0	0	0
% Bank 1	0	0	0	0	0	0	0	0	0	0	0	0	0	0	0	0	0	0	0	0	0	0	0

Start Time	None Southbound					CSAH 14 Westbound					Olive St. Northbound					CSAH 14 Eastbound					Int. Total
	Left	Thru	Right	Heavy	App. Total	Left	Thru	Right	Heavy	App. Total	Left	Thru	Right	Heavy	App. Total	Left	Thru	Right	Heavy	App. Total	
Peak Hour Analysis From 06:00 to 11:45 - Peak 1 of 1																					
Peak Hour for Entire Intersection Begins at 11:00																					
11:00	0	0	0	0	0	10	165	0	0	175	4	0	10	0	14	0	130	5	0	135	324
11:15	0	0	0	0	0	6	148	0	0	154	1	0	5	0	6	0	142	3	0	145	305
11:30	0	0	0	0	0	8	100	0	0	108	3	0	3	0	6	0	112	8	0	120	234
11:45	0	0	0	0	0	2	131	0	0	133	6	0	2	0	8	0	132	4	0	136	277
Total Volume	0	0	0	0	0	26	544	0	0	570	14	0	20	0	34	0	516	20	0	536	1140
% App. Total	0	0	0	0	0	4.6	95.4	0	0		41.2	0	58.8	0		0	96.3	3.7	0		
PHF	.000	.000	.000	.000	.000	.650	.824	.000	.000	.814	.583	.000	.500	.000	.607	.000	.908	.625	.000	.924	.880

Start Time	None Southbound					CSAH 14 Westbound					Olive St. Northbound					CSAH 14 Eastbound					Int. Total
	Left	Thru	Right	Heavy	App. Total	Left	Thru	Right	Heavy	App. Total	Left	Thru	Right	Heavy	App. Total	Left	Thru	Right	Heavy	App. Total	
Peak Hour Analysis From 12:00 to 21:45 - Peak 1 of 1																					
Peak Hour for Entire Intersection Begins at 15:30																					
15:30	0	0	0	0	0	8	174	0	0	182	22	0	7	0	29	0	147	3	0	150	361
15:45	0	0	0	0	0	10	160	0	0	170	11	0	15	0	26	0	162	7	0	169	365
16:00	0	0	0	0	0	9	179	0	0	188	6	0	7	0	13	0	129	3	0	132	333
16:15	0	0	0	0	0	7	171	0	0	178	8	0	2	0	10	0	179	8	0	187	375
Total Volume	0	0	0	0	0	34	684	0	0	718	47	0	31	0	78	0	617	21	0	638	1434
% App. Total	0	0	0	0	0	4.7	95.3	0	0		60.3	0	39.7	0		0	96.7	3.3	0		
PHF	.000	.000	.000	.000	.000	.850	.955	.000	.000	.955	.534	.000	.517	.000	.672	.000	.862	.656	.000	.853	.956

**ANOKA COUNTY HIGHWAY  
PC-WARRANTS  
TRAFFIC SIGNAL WARRANT ANALYSIS**

Study Name : TMC0914  
Study Date : 06/16/09  
Page No. : 1

**Signal Warrants - Summary**

**Major Street Approaches**

**Eastbound: CSAH 14**  
Number of Lanes: 2  
Approach Speed: 55  
Total Approach Volume: 6,379

**Westbound: CSAH 14**  
Number of Lanes: 1  
Approach Speed: 55  
Total Approach Volume: 7,841

**Minor Street Approaches**

**Northbound: Olive St.**  
Number of Lanes: 1  
  
Total Approach Volume: 753

**Southbound: None**  
Number of Lanes: 1  
  
Total Approach Volume: 0

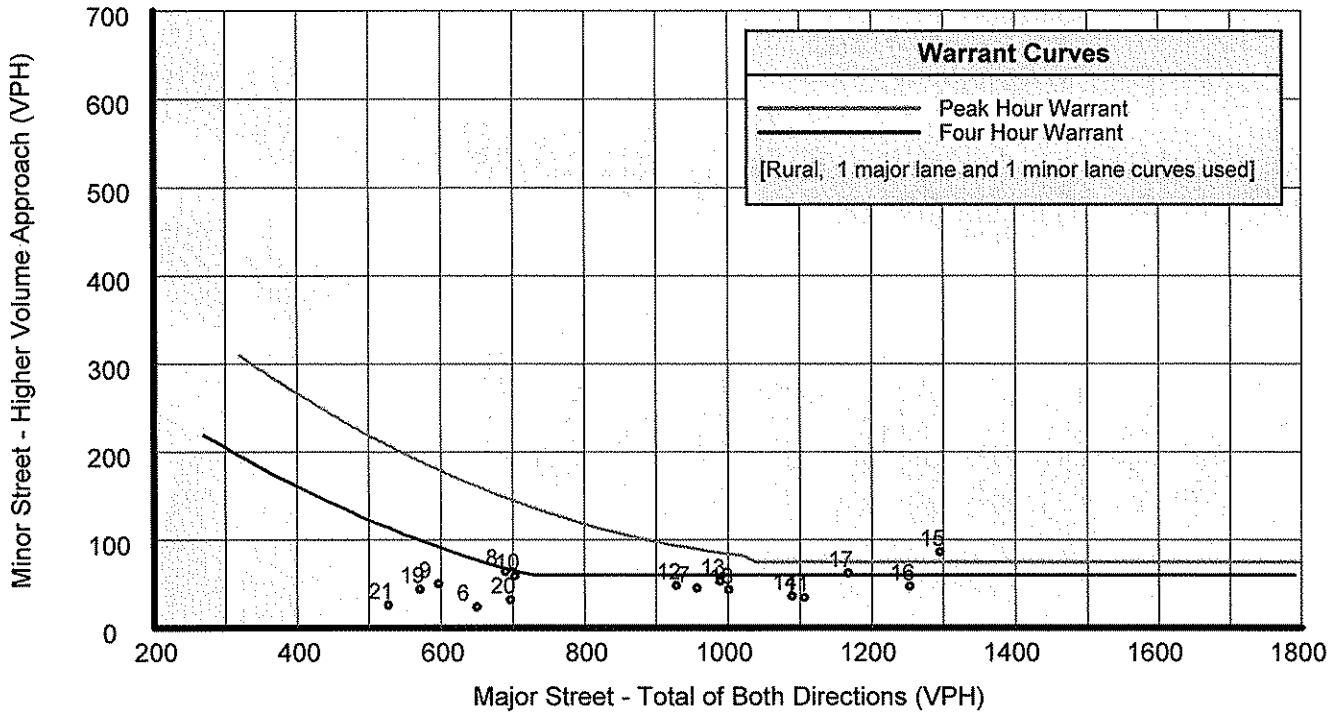
**Warrant Summary (Rural values apply.)**

- Warrant 1 - Eight Hour Vehicular Volumes** ..... **Not Satisfied**
  - Warrant 1A - Minimum Vehicular Volume** ..... **Not Satisfied**  
Required volumes reached for 0 hours, 8 are needed
  - Warrant 1B - Interruption of Continuous Traffic** ..... **Not Satisfied**  
Required volumes reached for 5 hours, 8 are needed
  - Warrant 1 A&B - Combination of Warrants** ..... **Not Satisfied**  
Required volumes reached for 1 hours, 8 are needed
  
- Warrant 2 - Four Hour Volumes** ..... **Not Satisfied**  
Number of hours (2) volumes exceed minimum < minimum required (4).
  
- Warrant 3 - Peak Hour** ..... **Satisfied**
  - Warrant 3A - Peak Hour Delay** ..... **Not Satisfied**  
Approach volumes on minor street don't exceed minimums for any hour. Delay data not evaluated.
  - Warrant 3B - Peak Hour Volumes** ..... **Satisfied**  
Volumes exceed minimums for at least one hour.
  
- Warrant 4 - Pedestrian Volumes** ..... **Not Evaluated**
  
- Warrant 5 - School Crossing** ..... **Not Evaluated**
  
- Warrant 6 - Coordinated Signal System** ..... **Not Evaluated**
  
- Warrant 7 - Crash Experience** ..... **Not Evaluated**
  
- Warrant 8 - Roadway Network** ..... **Not Evaluated**

# ANOKA COUNTY HIGHWAY PC-WARRANTS TRAFFIC SIGNAL WARRANT ANALYSIS

Study Name : TMC0914  
Study Date : 06/16/09  
Page No. : 2

## Signal Warrants - Summary



### Analysis of 8-Hour Volume Warrants:

Hour Begin	Major Total	Higher Minor Vol	Dir	War-1A			War-1B			War-1A&B		
				Major Crit	Minor Crit	Meets?	Major Crit	Minor Crit	Meets?	Major Crit	Minor Crit	Meets?
00:00	0	0	NB	350-No	105-No	---	525-No	53-No	---	420-No	84-No	---
01:00	0	0	NB	350-No	105-No	---	525-No	53-No	---	420-No	84-No	---
02:00	0	0	NB	350-No	105-No	---	525-No	53-No	---	420-No	84-No	---
03:00	0	0	NB	350-No	105-No	---	525-No	53-No	---	420-No	84-No	---
04:00	0	0	NB	350-No	105-No	---	525-No	53-No	---	420-No	84-No	---
05:00	0	0	NB	350-No	105-No	---	525-No	53-No	---	420-No	84-No	---
06:00	650	24	NB	350-Yes	105-No	Major	525-Yes	53-No	Major	420-Yes	84-No	Major
07:00	957	45	NB	350-Yes	105-No	Major	525-Yes	53-No	Major	420-Yes	84-No	Major
08:00	690	64	NB	350-Yes	105-No	Major	525-Yes	53-Yes	Both	420-Yes	84-No	Major
09:00	597	50	NB	350-Yes	105-No	Major	525-Yes	53-No	Major	420-Yes	84-No	Major
10:00	703	59	NB	350-Yes	105-No	Major	525-Yes	53-Yes	Both	420-Yes	84-No	Major
11:00	1,106	34	NB	350-Yes	105-No	Major	525-Yes	53-No	Major	420-Yes	84-No	Major
12:00	928	48	NB	350-Yes	105-No	Major	525-Yes	53-No	Major	420-Yes	84-No	Major
13:00	989	53	NB	350-Yes	105-No	Major	525-Yes	53-Yes	Both	420-Yes	84-No	Major
14:00	1,089	36	NB	350-Yes	105-No	Major	525-Yes	53-No	Major	420-Yes	84-No	Major
15:00	1,295	86	NB	350-Yes	105-No	Major	525-Yes	53-Yes	Both	420-Yes	84-Yes	Both
16:00	1,253	47	NB	350-Yes	105-No	Major	525-Yes	53-No	Major	420-Yes	84-No	Major
17:00	1,167	62	NB	350-Yes	105-No	Major	525-Yes	53-Yes	Both	420-Yes	84-No	Major
18:00	1,001	43	NB	350-Yes	105-No	Major	525-Yes	53-No	Major	420-Yes	84-No	Major
19:00	571	44	NB	350-Yes	105-No	Major	525-Yes	53-No	Major	420-Yes	84-No	Major
20:00	697	32	NB	350-Yes	105-No	Major	525-Yes	53-No	Major	420-Yes	84-No	Major
21:00	527	26	NB	350-Yes	105-No	Major	525-Yes	53-No	Major	420-Yes	84-No	Major
22:00	0	0	NB	350-No	105-No	---	525-No	53-No	---	420-No	84-No	---
23:00	0	0	NB	350-No	105-No	---	525-No	53-No	---	420-No	84-No	---

**ANOKA COUNTY HIGHWAY  
PC-WARRANTS  
TRAFFIC SIGNAL WARRANT ANALYSIS**

Study Name : TMC0914  
Study Date : 06/16/09  
Page No. : 1

**Multi-Way Stop Warrant Report**

**Major Street Approaches**

**Eastbound: CSAH 14**  
Total Approach Volume: 6,379  
Approach Speed: 55

**Westbound: CSAH 14**  
Total Approach Volume: 7,841  
Approach Speed: 55

**Minor Street Approaches**

**Northbound: Olive St.**  
Total Approach Volume: 753

**Southbound: None**  
Total Approach Volume: 0

**Warrant Summary**

**Criteria A - Interim Measure** ..... Not Evaluated  
If traffic signals are justified, stop signs can be installed as an interim measure.

**Criteria B - Crash Experience** ..... Not Evaluated

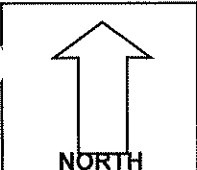
**Criteria C - Minimum Volumes and Delays** ..... Not Satisfied  
Delay data not evaluated  
Required volumes reached for 0 hours, 8 are needed

**Criteria D - 80% of Volumes, Delays, and Crashes** ..... Not Evaluated  
Delay data not evaluated  
Number of crashes (-1) is less than the minimum required (4).  
Required volumes reached for 0 hours, 8 are needed

**Analysis of 8 Hour Volume Warrants:**

Time	Major Total	Minor Total	Crit C			Crit D		
			Major	Minor Crit	Meets?	Major Crit	Minor Crit	Meets?
05:30 - 06:30	290	8	210-Yes	140-No	Major	240-Yes	160-No	Major
05:45 - 06:45	486	17	210-Yes	140-No	Major	240-Yes	160-No	Major
06:00 - 07:00	650	24	210-Yes	140-No	Major	240-Yes	160-No	Major
06:15 - 07:15	725	32	210-Yes	140-No	Major	240-Yes	160-No	Major
06:30 - 07:30	811	38	210-Yes	140-No	Major	240-Yes	160-No	Major
06:45 - 07:45	874	44	210-Yes	140-No	Major	240-Yes	160-No	Major
07:00 - 08:00	957	45	210-Yes	140-No	Major	240-Yes	160-No	Major
07:15 - 08:15	939	41	210-Yes	140-No	Major	240-Yes	160-No	Major
07:30 - 08:30	905	40	210-Yes	140-No	Major	240-Yes	160-No	Major
07:45 - 08:45	791	49	210-Yes	140-No	Major	240-Yes	160-No	Major
08:00 - 09:00	690	64	210-Yes	140-No	Major	240-Yes	160-No	Major
08:15 - 09:15	643	76	210-Yes	140-No	Major	240-Yes	160-No	Major
08:30 - 09:30	598	79	210-Yes	140-No	Major	240-Yes	160-No	Major
08:45 - 09:45	568	62	210-Yes	140-No	Major	240-Yes	160-No	Major
09:00 - 10:00	597	50	210-Yes	140-No	Major	240-Yes	160-No	Major
09:15 - 10:15	599	49	210-Yes	140-No	Major	240-Yes	160-No	Major
09:30 - 10:30	605	46	210-Yes	140-No	Major	240-Yes	160-No	Major
09:45 - 10:45	714	56	210-Yes	140-No	Major	240-Yes	160-No	Major
10:00 - 11:00	703	59	210-Yes	140-No	Major	240-Yes	160-No	Major
10:15 - 11:15	856	54	210-Yes	140-No	Major	240-Yes	160-No	Major
10:30 - 11:30	997	51	210-Yes	140-No	Major	240-Yes	160-No	Major
10:45 - 11:45	1,001	40	210-Yes	140-No	Major	240-Yes	160-No	Major
11:00 - 12:00	1,106	34	210-Yes	140-No	Major	240-Yes	160-No	Major
11:15 - 12:15	1,030	31	210-Yes	140-No	Major	240-Yes	160-No	Major

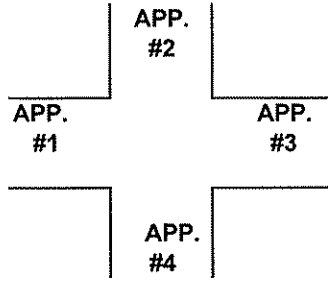




COUNT LOCATION: CSAH 14 (Main St.)  
@ Olive St.

DATE: 6/8/2008-2009

APP. #1 = CSAH 14
APP. #2 =
APP. #3 = CSAH 14
APP. #4 = Olive St.



HEAVY VEHICLE- ANY VEHICLE HAVING MORE THAN FOUR TIRES TOUCHING THE PAVEMENT

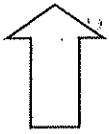
A. TRUCKS- A HEAVY VEHICLE INVOLVED PRIMARILY IN THE TRANSPORT OF GOODS OR IN THE DELIVERY OF A SERVICE.

B. RV- A HEAVY VEHICLE OPERATED BY A PRIVATE MOTORIST AND INVOLVED IN THE TRANSPORT OF RECREATIONAL EQUIPMENT OR FACILITIES.

C. BUSES- A HEAVY VEHICLE INVOLVED IN THE TRANSPORTATION OF GROUPS OF PEOPLE.

TIME	PEDESTRIANS					HEAVY VEHICLES		
	APP. #1	APP. #2	APP. #3	APP. #4	15 MIN TOT	TRUCKS	RV	BUS
2:00-2:15PM						2		14
2:15-2:30						3	1	12
2:30-2:45						4		7
2:45-3:00						9		9
<b>HOURLY TOTAL</b>						<b>HOURLY TOTAL</b>		<b>61</b>
3:00-3:15						5		3
3:15-3:30						1		7
3:30-3:45						1	2	9
3:45-4:00						5		3
<b>HOURLY TOTAL</b>						<b>HOURLY TOTAL</b>		<b>36</b>
4:00-4:15						1	1	12
4:15-4:30						5		6
4:30-4:45						1		8
4:45-5:00						3		3
<b>HOURLY TOTAL</b>						<b>HOURLY TOTAL</b>		<b>40</b>
5:00-5:15				1	1	1		3
5:15-5:30						1		3
5:30-5:45								2
5:45-6:00						1	1	
<b>HOURLY TOTAL</b>					<b>1</b>	<b>HOURLY TOTAL</b>		<b>12</b>
6:00-6:15						3	1	
6:15-6:30								
6:30-6:45						2		
6:45-7:00						1		
<b>HOURLY TOTAL</b>						<b>HOURLY TOTAL</b>		<b>7</b>
7:00-7:15						1		
7:15-7:30								
7:30-7:45						1		
7:45-8:00						1		
<b>HOURLY TOTAL</b>						<b>HOURLY TOTAL</b>		<b>3</b>
8:00-8:15						1		
8:15-8:30						2		
8:30-8:45								
8:45-9:00								
<b>HOURLY TOTAL</b>						<b>HOURLY TOTAL</b>		<b>3</b>
9:00-9:15								
9:15-9:30						1		
9:30-9:45						1		
9:45-10:00								
<b>HOURLY TOTAL</b>						<b>HOURLY TOTAL</b>		<b>2</b>
					<b>TOTAL</b>		<b>TOTAL</b>	<b>488</b>
					<b>4</b>			

1  
2  
3  
4  
5  
6  
7  
8  
9  
10  
11  
12  
13  
14  
15  
16  
17  
18  
19  
20  
21  
22  
23  
24  
25  
26  
27  
28  
29  
30  
31  
32



NORTH

COUNT LOCATION:

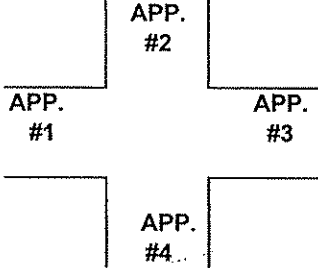
CSAH 14 (Main St.)

DATE:

6/11/2009

@ Olive St.

APP. #1 = CSAH 14
APP. #2 =
APP. #3 = CSAH 14
APP. #4 = Olive St.



HEAVY VEHICLE- ANY VEHICLE HAVING MORE THAN FOUR TIRES TOUCHING THE PAVEMENT

A. TRUCKS- A HEAVY VEHICLE INVOLVED PRIMARILY IN THE TRANSPORT OF GOODS OR IN THE DELIVERY OF A SERVICE.

B. RV- A HEAVY VEHICLE OPERATED BY A PRIVATE MOTORIST AND INVOLVED IN THE TRANSPORT OF RECREATIONAL EQUIPMENT OR FACILITIES.

C. BUSES- A HEAVY VEHICLE INVOLVED IN THE TRANSPORTATION OF GROUPS OF PEOPLE.

TIME	PEDESTRIANS					HEAVY VEHICLES		
	APP. #1	APP. #2	APP. #3	APP. #4	15 MIN TOT	TRUCKS	RV	BUS
6:00-6:15AM						1		
6:15-6:30						5		
6:30-6:45						7		5
6:45-7:00						6		6
<b>HOURLY TOTAL</b>						<b>HOURLY TOTAL</b>		<b>30</b>
7:00-7:15				2	2	3		4
7:15-7:30						6		5
7:30-7:45						2		8
7:45-8:00						7		5
<b>HOURLY TOTAL</b>					<b>2</b>	<b>HOURLY TOTAL</b>		<b>40</b>
8:00-8:15						4		4
8:15-8:30						6		4
8:30-8:45						7		1
8:45-9:00						7	1	9
<b>HOURLY TOTAL</b>						<b>HOURLY TOTAL</b>		<b>43</b>
9:00-9:15						9		8
9:15-9:30						7		13
9:30-9:45						8	1	1
9:45-10:00						3		5
<b>HOURLY TOTAL</b>						<b>HOURLY TOTAL</b>		<b>55</b>
10:00-10:15						3	1	5
10:15-10:30						3		5
10:30-10:45						13	1	1
10:45-11:00						10		
<b>HOURLY TOTAL</b>						<b>HOURLY TOTAL</b>		<b>42</b>
11:00-11:15						14		1
11:15-11:30						12		
11:30-11:45						10	1	2
11:45-12:00						3		5
<b>HOURLY TOTAL</b>						<b>HOURLY TOTAL</b>		<b>48</b>
12:00-12:15						8		
12:15-12:30						5		3
12:30-12:45						7		
12:45-1:00						5		
<b>HOURLY TOTAL</b>						<b>HOURLY TOTAL</b>		<b>28</b>
1:00-1:15						4		4
1:15-1:30						11	1	
1:30-1:45				1	1	6		6
1:45-2:00						3		3
<b>HOURLY TOTAL</b>					<b>1</b>	<b>HOURLY TOTAL</b>		<b>38</b>
					<b>TOTAL</b>		<b>TOTAL</b>	<b>324</b>
					<b>3</b>			

1  
2  
3  
4  
5  
6  
7  
8  
9  
10  
11  
12  
13  
14  
15  
16  
17  
18  
19  
20  
21  
22  
23  
24  
25  
26  
27  
28  
29  
30  
31  
32