


Date : 07/06/09

Count Number : TMC0921

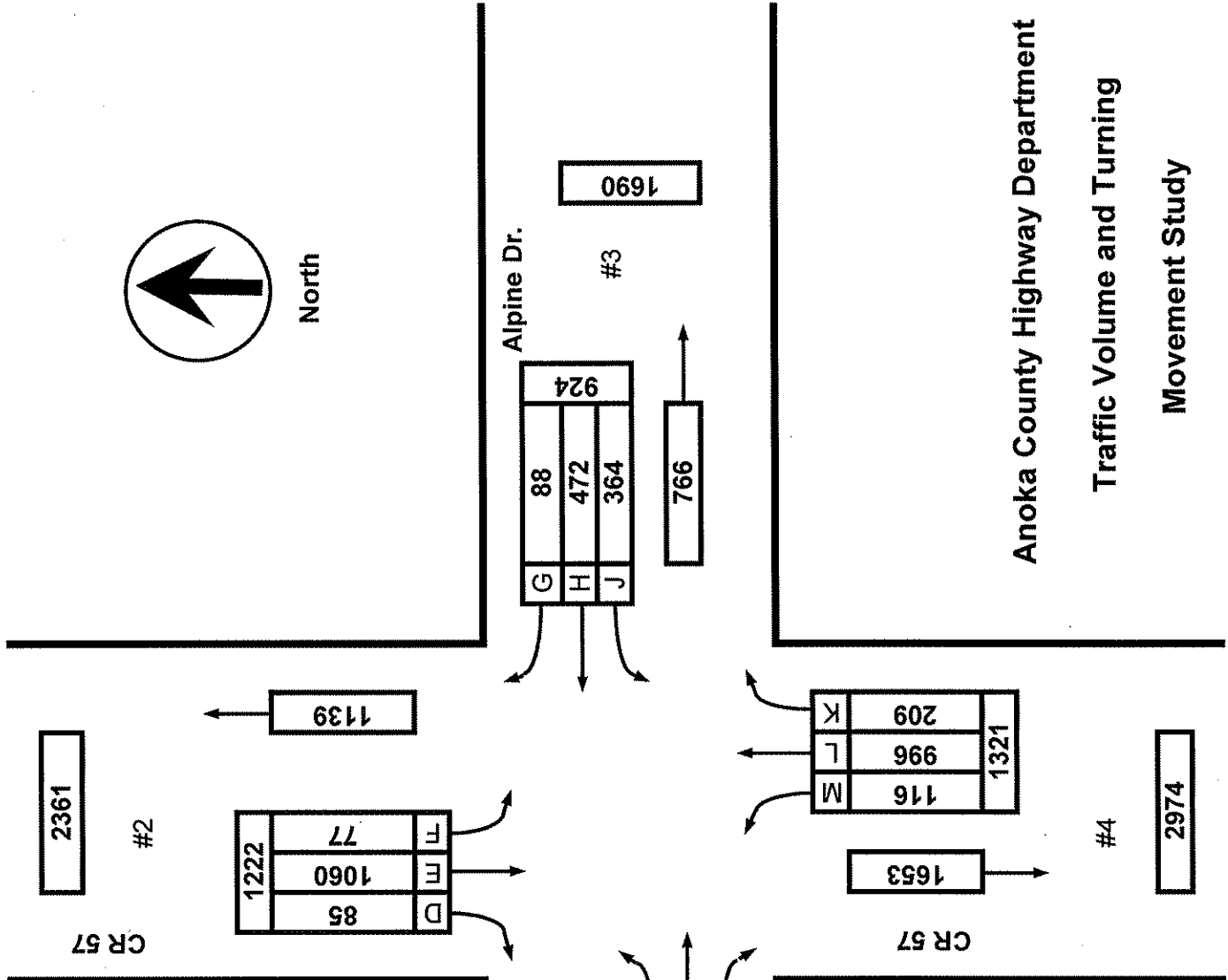
Location : CR 57 (Sunfish Lk. Blvd.)

@ Alpine Dr.

Collection Period : 6:00AM - 10:00PM




North



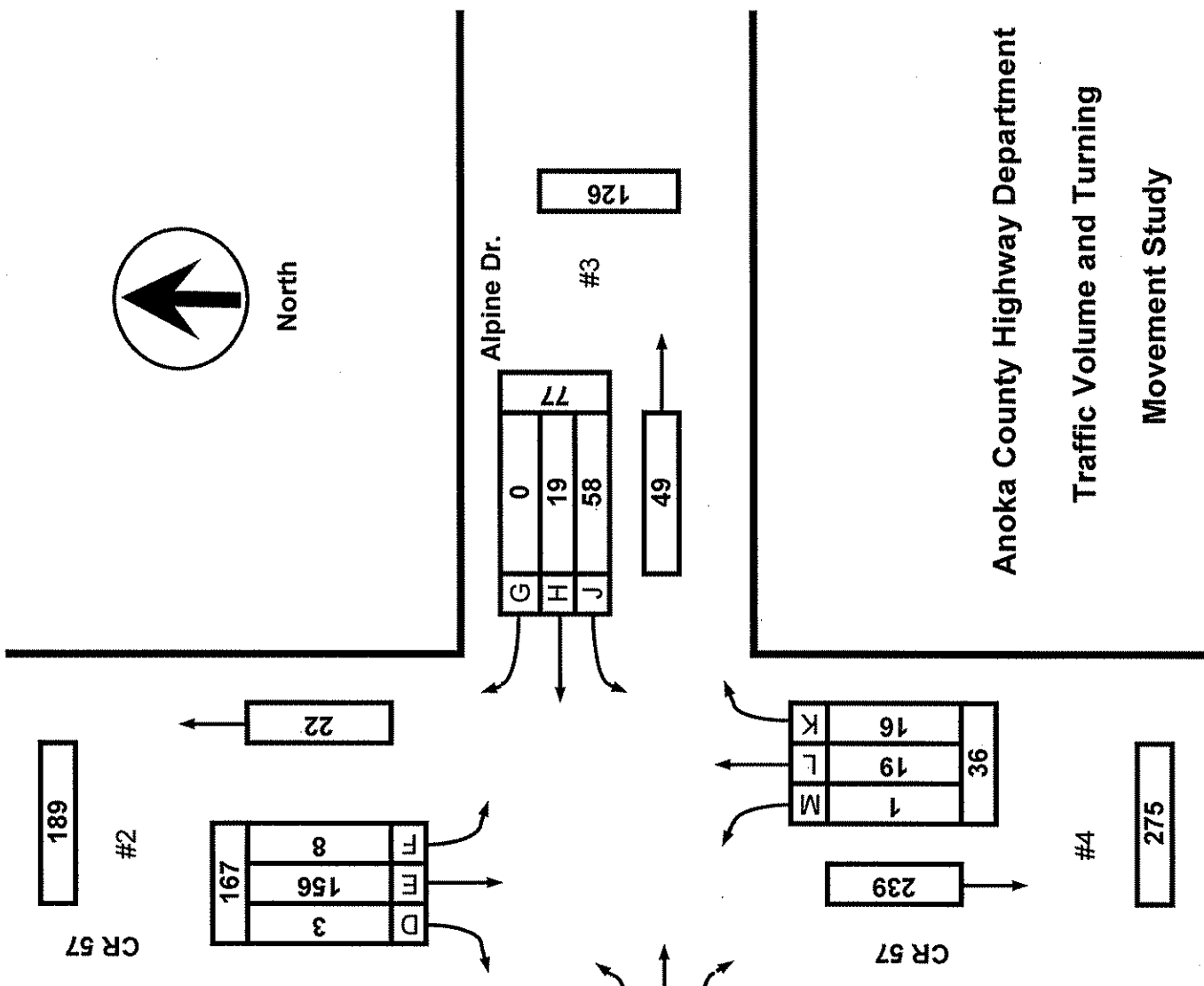
EXISTING LANES OF APPROACH				
	RIGHT TURN LANE	LEFT TURN LANE	THRU LANES	TOTAL
#1	1	0	1	2
#2	0	0	1	1
#3	1	0	1	2
#4	0	0	1	1

Anoka County Highway Department  
 Traffic Volume and Turning  
 Movement Study

Date : 07/06/09  
 Count Number : TMC0921  
 Location : CR 57 (Sunfish Lk. Blvd.)  
@ Alpine Dr.  
 Collection Period : AM PEAK  
 Hour : 6:30-7:30 AM




North

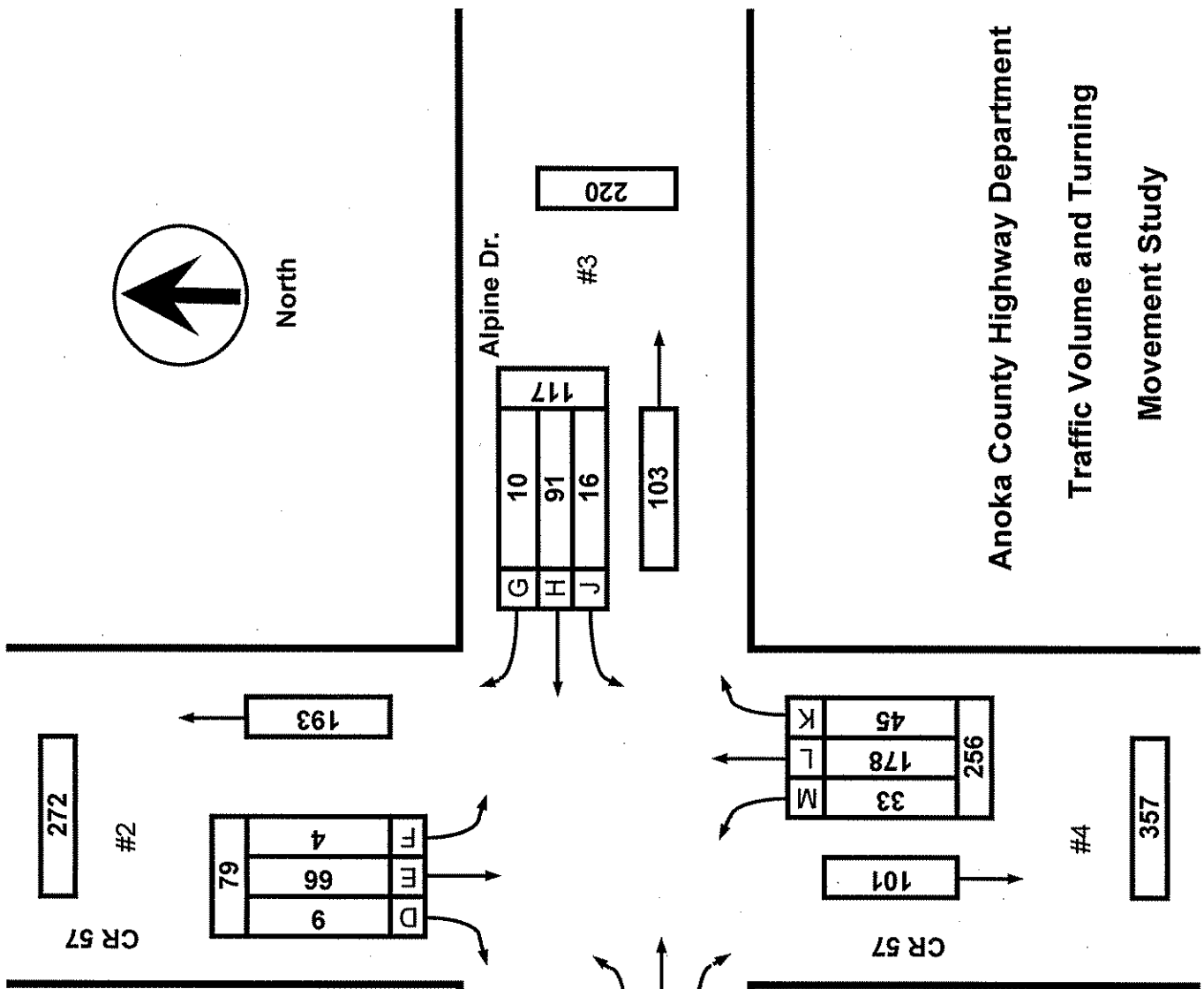


Anoka County Highway Department  
 Traffic Volume and Turning  
 Movement Study

Date : 07/06/09  
 Count Number : TMC0921  
 Location : CR 57 (Sunfish Lk. Blvd.)  
 @ Alpine Dr.  
 Collection Period : PM PEAK  
 Hour : 5:00-6:00 PM



North



EXISTING LANES OF APPROACH				TOTAL
	RIGHT TURN LANE	LEFT TURN LANE	THRU LANES	
#1	1	0	1	2
#2	0	0	1	1
#3	1	0	1	2
#4	0	0	1	1

Anoka County Highway Department  
 Traffic Volume and Turning  
 Movement Study



# Anoka County Highway Department

## Traffic Engineering Section

### Traffic Volume and Turning Movement Study

Weather: Sunny and Warm  
 Counter: DB-400  
 Counted by: Laura/Jake

File Name : TMC0921  
 Site Code : 09210202  
 Start Date : 07/06/2009  
 Page No : 1

Groups Printed- Unshifted

Start Time	CR 57 Southbound					Alpine Dr. Westbound					CR 57 Northbound					Alpine Dr. Eastbound					Exclu. Total	Inclu. Total	Int. Total
	Left	Thru	Right	Heavy	App. Total	Left	Thru	Right	Heavy	App. Total	Left	Thru	Right	Heavy	App. Total	Left	Thru	Right	Heavy	App. Total			
06:00	0	29	0	0	29	16	5	0	0	21	0	4	0	0	4	0	4	2	0	6	0	60	60
06:15	1	33	0	1	34	11	3	0	0	14	0	2	1	0	3	0	4	8	0	12	1	63	64
06:30	2	40	0	1	42	14	8	0	2	22	0	5	5	4	10	1	12	9	1	22	8	96	104
06:45	3	29	1	0	33	22	4	0	4	26	0	4	3	1	7	0	3	6	0	9	5	75	80
Total	6	131	1	2	138	63	20	0	6	83	0	15	9	5	24	1	23	25	1	49	14	294	308
07:00	0	46	1	2	47	11	0	0	0	11	0	4	5	6	9	1	7	7	0	15	8	82	90
07:15	3	41	1	2	45	11	7	0	1	18	1	6	3	4	10	1	3	3	0	7	7	80	87
07:30	1	38	1	0	40	9	5	0	0	14	1	0	0	0	1	0	7	6	0	13	0	68	68
07:45	1	52	2	0	55	13	5	0	1	18	0	10	2	1	12	0	5	1	0	6	2	91	93
Total	5	177	5	4	187	44	17	0	2	61	2	20	10	11	32	2	22	17	0	41	17	321	338
08:00	0	24	0	0	24	8	11	0	0	19	1	12	2	4	15	0	4	1	0	5	4	63	67
08:15	0	25	2	1	27	8	6	0	3	14	5	15	6	4	26	1	4	5	0	10	8	77	85
08:30	0	31	0	1	31	14	3	1	4	18	0	5	2	2	7	0	7	5	1	12	8	68	76
08:45	2	21	2	2	25	7	5	0	1	12	1	8	1	3	10	0	9	3	2	12	8	59	67
Total	2	101	4	4	107	37	25	1	8	63	7	40	11	13	58	1	24	14	3	39	28	267	295
09:00	0	6	3	0	9	4	6	3	1	13	1	11	3	1	15	3	9	2	1	14	3	51	54
09:15	1	24	1	1	26	5	4	1	0	10	0	8	2	1	10	0	8	3	3	11	5	57	62
09:30	2	24	2	0	28	10	2	1	0	13	0	4	0	1	4	0	3	2	0	5	1	50	51
09:45	0	10	2	2	12	2	3	0	1	5	3	3	3	0	9	0	4	4	1	8	4	34	38
Total	3	64	8	3	75	21	15	5	2	41	4	26	8	3	38	3	24	11	5	38	13	192	205
10:00	0	12	1	0	13	3	3	1	2	7	0	11	3	0	14	1	3	2	0	6	2	40	42
10:15	0	11	0	0	11	5	4	0	2	9	0	10	1	0	11	0	5	2	1	7	3	38	41
10:30	1	14	0	0	15	12	3	0	1	15	2	4	2	3	8	0	6	1	1	7	5	45	50
10:45	1	9	3	0	13	5	6	0	2	11	0	5	1	1	6	0	1	2	0	3	3	33	36
Total	2	46	4	0	52	25	16	1	7	42	2	30	7	4	39	1	15	7	2	23	13	156	169
11:00	0	11	0	0	11	2	3	2	0	7	0	11	2	6	13	0	6	0	0	6	6	37	43
11:15	3	15	0	1	18	0	5	4	0	9	2	15	4	1	21	0	3	0	0	3	2	51	53
11:30	2	10	2	3	14	5	2	3	0	10	1	22	4	1	27	0	6	7	2	13	6	64	70
11:45	1	19	0	1	20	4	11	2	2	17	1	13	4	3	18	1	11	5	1	17	7	72	79
Total	6	55	2	5	63	11	21	11	2	43	4	61	14	11	79	1	26	12	3	39	21	224	245
12:00	0	12	1	1	13	5	8	1	2	14	1	24	8	3	33	1	4	3	0	8	6	68	74
12:15	1	9	2	0	12	7	8	2	0	17	1	10	2	2	13	2	8	7	0	17	2	59	61
12:30	1	14	2	1	17	6	6	3	0	15	1	8	4	0	13	0	5	2	0	7	1	52	53
12:45	2	14	2	0	18	4	10	2	1	16	0	11	1	2	12	0	6	6	2	12	5	58	63
Total	4	49	7	2	60	22	32	8	3	62	3	53	15	7	71	3	23	18	2	44	14	237	251
13:00	0	13	1	1	14	2	6	1	0	9	2	20	8	3	30	2	3	3	0	8	4	61	65
13:15	0	9	0	0	9	4	5	2	0	11	2	9	1	1	12	1	4	0	0	5	1	37	38
13:30	2	14	1	0	17	4	2	4	1	10	3	20	6	0	29	2	2	4	0	8	1	64	65
13:45	3	12	2	1	17	5	6	0	0	11	0	0	0	0	0	0	0	0	0	0	1	28	29
Total	5	48	4	2	57	15	19	7	1	41	7	49	15	4	71	5	9	7	0	21	7	190	197
14:00	1	12	1	1	14	5	7	1	0	13	0	14	5	0	19	0	8	3	0	11	1	57	58
14:15	1	8	0	0	9	6	6	4	1	16	0	18	3	1	21	2	1	0	0	3	2	49	51
14:30	1	12	0	1	13	4	7	1	1	12	1	17	1	0	19	1	5	0	0	6	2	50	52
14:45	5	12	2	0	19	2	8	0	1	10	2	11	2	1	15	3	5	6	1	14	3	58	61
Total	8	44	3	2	55	17	28	6	3	51	3	60	11	2	74	6	19	9	1	34	8	214	222
15:00	2	14	1	0	17	3	6	2	1	11	0	10	0	0	10	3	0	1	0	4	1	42	43
15:15	0	6	0	2	6	7	8	1	1	16	1	12	0	3	13	0	3	1	1	4	7	39	46
15:30	1	12	2	4	15	5	3	3	3	11	2	27	5	1	34	0	7	0	0	7	8	67	75
15:45	2	19	0	0	21	10	4	1	0	15	1	24	4	0	29	3	5	2	0	10	0	75	75
Total	5	51	3	6	59	25	21	7	5	53	4	73	9	4	86	6	15	4	1	25	16	223	239
16:00	2	11	2	0	15	13	3	4	2	20	0	21	5	0	26	0	5	1	0	6	2	67	69
16:15	0	11	1	3	12	6	8	1	1	15	0	23	1	0	24	0	6	1	0	7	4	58	62
16:30	6	14	0	0	20	2	10	3	0	15	2	36	15	0	53	0	7	4	0	11	0	99	99
16:45	0	12	4	0	16	6	13	4	3	23	6	40	11	1	57	2	9	4	0	15	4	111	115
Total	8	48	7	3	63	27	34	12	6	73	8	120	32	1	160	2	27	10	0	39	10	335	345
17:00	1	16	0	0	17	7	11	6	1	24	6	62	14	1	82	1	11	1	0	13	2	136	138
17:15	2	21	3	0	26	2	27	3	0	32	7	60	15	0	82	2	21	4	0	27	0	167	167
17:30	0	9	2	0	11	4	13	1	0	18	11	39	5	2	55	1	9	6	0	16	2	100	102
17:45	1	20	4	1	25	3	40	0	0	43	9	17	11	0	37	1	13	8	0	22	1	127	128
Total	4	66	9	1	79	16	91	10	1	117	33	178	45	3	256	5	54	19	0	78	5	530	535



# Anoka County Highway Department

## Traffic Engineering Section

### Traffic Volume and Turning Movement Study

Weather: Sunny and Warm  
 Counter: DB-400  
 Counted by: Laura/Jake

File Name : TMC0921  
 Site Code : 09210202  
 Start Date : 07/06/2009  
 Page No : 2

Groups Printed- Unshifted

Start Time	CR 57 Southbound					Alpine Dr. Westbound					CR 57 Northbound					Alpine Dr. Eastbound					Exclu. Total	Inclu. Total	Int. Total	
	Left	Thru	Right	Heavy	App. Total	Left	Thru	Right	Heavy	App. Total	Left	Thru	Right	Heavy	App. Total	Left	Thru	Right	Heavy	App. Total				
18:00	1	8	5	0	14	4	25	2	0	31	2	19	1	0	22	0	13	0	0	13	0	0	80	80
18:15	1	7	1	0	9	6	19	2	0	27	5	11	4	0	20	0	8	2	0	10	0	0	66	66
18:30	3	13	5	0	21	5	14	1	0	20	2	17	1	0	20	0	5	1	0	6	0	0	67	67
18:45	0	8	2	0	10	4	20	1	0	25	2	16	3	0	21	0	6	0	0	6	0	0	62	62
Total	5	36	13	0	54	19	78	6	0	103	11	63	9	0	83	0	32	3	0	35	0	0	275	275
19:00	0	7	2	0	9	1	9	5	0	15	2	10	0	0	12	2	3	3	0	8	0	0	44	44
19:15	0	4	0	0	4	4	13	2	0	19	3	21	1	0	25	3	23	9	0	35	0	0	83	83
19:30	2	20	2	0	24	2	3	0	0	5	3	28	0	0	31	2	29	4	0	35	0	0	95	95
19:45	1	8	1	0	10	1	4	0	0	5	1	18	2	0	21	0	3	3	0	6	0	0	42	42
Total	3	39	5	0	47	8	29	7	0	44	9	77	3	0	89	7	58	19	0	84	0	0	264	264
20:00	2	11	2	0	15	3	6	1	0	10	7	34	3	0	44	1	15	6	0	22	0	0	91	91
20:15	1	13	2	0	16	6	6	2	0	14	2	17	1	0	20	1	40	17	0	58	0	0	108	108
20:30	1	28	0	0	29	0	4	0	0	4	0	21	0	0	21	4	32	19	0	55	0	0	109	109
20:45	1	11	2	1	14	1	1	1	0	3	6	23	2	0	31	0	12	6	0	18	1	0	66	67
Total	5	63	6	1	74	10	17	4	0	31	15	95	6	0	116	6	99	48	0	153	1	0	374	375
21:00	1	16	0	0	17	1	5	0	0	6	0	10	3	0	13	2	2	1	0	5	0	0	41	41
21:15	3	16	2	0	21	2	1	2	0	5	0	15	1	0	16	3	5	2	0	10	0	0	52	52
21:30	2	10	2	0	14	1	3	1	0	5	4	11	1	0	16	1	3	3	0	7	0	0	42	42
Grand Total	77	1060	85	35	1222	364	472	88	46	924	116	996	209	68	1321	55	480	229	18	764	167	0	4231	4398
Apprch %	6.3	86.7	7			39.4	51.1	9.5			8.8	75.4	15.8			7.2	62.8	30						
Total %	1.8	25.1	2		28.9	8.6	11.2	2.1		21.8	2.7	23.5	4.9		31.2	1.3	11.3	5.4		18.1	3.8		96.2	

Start Time	CR 57 Southbound				Alpine Dr. Westbound				CR 57 Northbound				Alpine Dr. Eastbound				Int. Total
	Left	Thru	Right	App. Total	Left	Thru	Right	App. Total	Left	Thru	Right	App. Total	Left	Thru	Right	App. Total	
06:30	2	40	0	42	14	8	0	22	0	5	5	10	1	12	9	22	96
06:45	3	29	1	33	22	4	0	26	0	4	3	7	0	3	6	9	75
07:00	0	46	1	47	11	0	0	11	0	4	5	9	1	7	7	15	82
07:15	3	41	1	45	11	7	0	18	1	6	3	10	1	3	3	7	80
Total Volume	8	156	3	167	58	19	0	77	1	19	16	36	3	25	25	53	333
% App. Total	4.8	93.4	1.8		75.3	24.7	0		2.8	52.8	44.4		5.7	47.2	47.2		
PHF	.667	.848	.750	.888	.659	.594	.000	.740	.250	.792	.800	.900	.750	.521	.694	.602	.867

Start Time	CR 57 Southbound				Alpine Dr. Westbound				CR 57 Northbound				Alpine Dr. Eastbound				Int. Total
	Left	Thru	Right	App. Total	Left	Thru	Right	App. Total	Left	Thru	Right	App. Total	Left	Thru	Right	App. Total	
17:00	1	16	0	17	7	11	6	24	6	62	14	82	1	11	1	13	136
17:15	2	21	3	26	2	27	3	32	7	60	15	82	2	21	4	27	167
17:30	0	9	2	11	4	13	1	18	11	39	5	55	1	9	6	16	100
17:45	1	20	4	25	3	40	0	43	9	17	11	37	1	13	8	22	127
Total Volume	4	66	9	79	16	91	10	117	33	178	45	256	5	54	19	78	530
% App. Total	5.1	83.5	11.4		13.7	77.8	8.5		12.9	69.5	17.6		6.4	69.2	24.4		
PHF	.500	.786	.583	.760	.571	.569	.417	.680	.750	.718	.750	.780	.625	.643	.594	.722	.793

**ANOKA COUNTY HIGHWAY  
PC-WARRANTS  
TRAFFIC SIGNAL WARRANT ANALYSIS**

Study Name : TMC0921  
Study Date : 07/13/09  
Page No. : 1

**Signal Warrants - Summary**

**Major Street Approaches**

**Northbound: CR 57**  
Number of Lanes: 1  
Approach Speed: 55  
Total Approach Volume: 1,321

**Southbound: CR 57**  
Number of Lanes: 1  
Approach Speed: 55  
Total Approach Volume: 1,222

**Minor Street Approaches**

**Eastbound: Alpine Dr.**  
Number of Lanes: 1  
  
Total Approach Volume: 764

**Westbound: Alpine Dr.**  
Number of Lanes: 1  
  
Total Approach Volume: 924

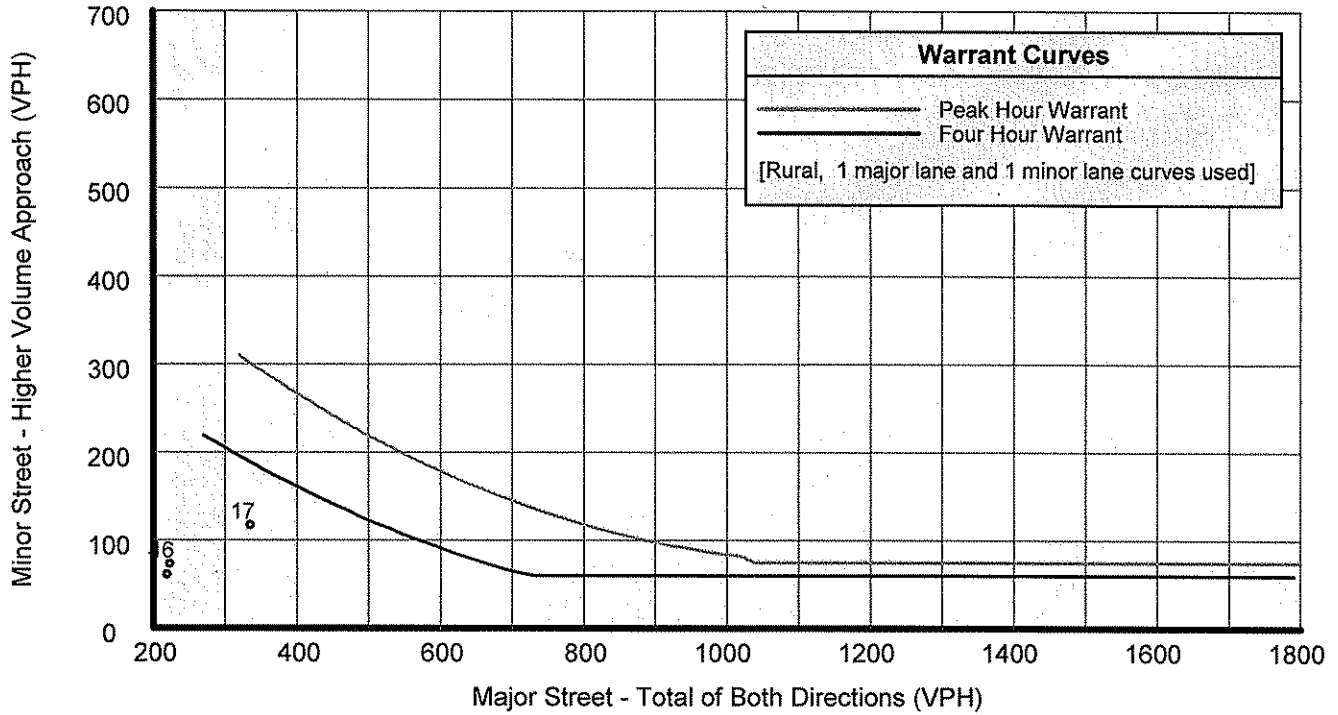
**Warrant Summary (Rural values apply.)**

- Warrant 1 - Eight Hour Vehicular Volumes** ..... **Not Satisfied**  
  - Warrant 1A - Minimum Vehicular Volume** ..... **Not Satisfied**  
Required volumes reached for 0 hours, 8 are needed
  - Warrant 1B - Interruption of Continuous Traffic** ..... **Not Satisfied**  
Required volumes reached for 0 hours, 8 are needed
  - Warrant 1 A&B - Combination of Warrants** ..... **Not Satisfied**  
Required volumes reached for 0 hours, 8 are needed
  
- Warrant 2 - Four Hour Volumes** ..... **Not Satisfied**  
Number of hours (0) volumes exceed minimum < minimum required (4).
  
- Warrant 3 - Peak Hour** ..... **Not Satisfied**  
  - Warrant 3A - Peak Hour Delay** ..... **Not Satisfied**  
Approach volumes on minor street don't exceed minimums for any hour. Delay data not evaluated.
  - Warrant 3B - Peak Hour Volumes** ..... **Not Satisfied**  
Volumes do not exceed minimums for any hour.
  
- Warrant 4 - Pedestrian Volumes** ..... **Not Evaluated**
  
- Warrant 5 - School Crossing** ..... **Not Evaluated**
  
- Warrant 6 - Coordinated Signal System** ..... **Not Evaluated**
  
- Warrant 7 - Crash Experience** ..... **Not Evaluated**
  
- Warrant 8 - Roadway Network** ..... **Not Evaluated**

**ANOKA COUNTY HIGHWAY  
PC-WARRANTS  
TRAFFIC SIGNAL WARRANT ANALYSIS**

Study Name : TMC0921  
Study Date : 07/13/09  
Page No. : 2

**Signal Warrants - Summary**



**Analysis of 8-Hour Volume Warrants:**

Hour Begin	Major Total	Higher Minor Vol	Dir	War-1A			War-1B			War-1A&B		
				Major Crit	Minor Crit	Meets?	Major Crit	Minor Crit	Meets?	Major Crit	Minor Crit	Meets?
00:00	0	0	EB	350-No	105-No	---	525-No	53-No	---	420-No	84-No	---
01:00	0	0	EB	350-No	105-No	---	525-No	53-No	---	420-No	84-No	---
02:00	0	0	EB	350-No	105-No	---	525-No	53-No	---	420-No	84-No	---
03:00	0	0	EB	350-No	105-No	---	525-No	53-No	---	420-No	84-No	---
04:00	0	0	EB	350-No	105-No	---	525-No	53-No	---	420-No	84-No	---
05:00	0	0	EB	350-No	105-No	---	525-No	53-No	---	420-No	84-No	---
06:00	162	83	WB	350-No	105-No	---	525-No	53-Yes	Minor	420-No	84-No	---
07:00	219	61	WB	350-No	105-No	---	525-No	53-Yes	Minor	420-No	84-No	---
08:00	165	63	WB	350-No	105-No	---	525-No	53-Yes	Minor	420-No	84-No	---
09:00	113	41	WB	350-No	105-No	---	525-No	53-No	---	420-No	84-No	---
10:00	91	42	WB	350-No	105-No	---	525-No	53-No	---	420-No	84-No	---
11:00	142	43	WB	350-No	105-No	---	525-No	53-No	---	420-No	84-No	---
12:00	131	62	WB	350-No	105-No	---	525-No	53-Yes	Minor	420-No	84-No	---
13:00	128	41	WB	350-No	105-No	---	525-No	53-No	---	420-No	84-No	---
14:00	129	51	WB	350-No	105-No	---	525-No	53-No	---	420-No	84-No	---
15:00	145	53	WB	350-No	105-No	---	525-No	53-Yes	Minor	420-No	84-No	---
16:00	223	73	WB	350-No	105-No	---	525-No	53-Yes	Minor	420-No	84-No	---
17:00	335	117	WB	350-No	105-Yes	Minor	525-No	53-Yes	Minor	420-No	84-Yes	Minor
18:00	137	103	WB	350-No	105-No	---	525-No	53-Yes	Minor	420-No	84-Yes	Minor
19:00	136	84	EB	350-No	105-No	---	525-No	53-Yes	Minor	420-No	84-Yes	Minor
20:00	190	153	EB	350-No	105-Yes	Minor	525-No	53-Yes	Minor	420-No	84-Yes	Minor
21:00	97	22	EB	350-No	105-No	---	525-No	53-No	---	420-No	84-No	---
22:00	0	0	EB	350-No	105-No	---	525-No	53-No	---	420-No	84-No	---
23:00	0	0	EB	350-No	105-No	---	525-No	53-No	---	420-No	84-No	---

**ANOKA COUNTY HIGHWAY  
PC-WARRANTS  
TRAFFIC SIGNAL WARRANT ANALYSIS**

Study Name :  
Study Date : 07/13/09  
Page No. : 1

**Multi-Way Stop Warrant Report**

**Major Street Approaches**

**Northbound: CR 57**  
Total Approach Volume: 1,321  
Approach Speed: 55

**Southbound: CR 57**  
Total Approach Volume: 1,222  
Approach Speed: 55

**Minor Street Approaches**

**Eastbound: Alpine Dr.**  
Total Approach Volume: 764

**Westbound: Alpine Dr.**  
Total Approach Volume: 924

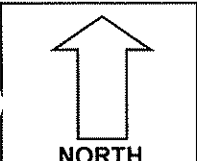
**Warrant Summary**

- Criteria A - Interim Measure** ..... Not Evaluated  
If traffic signals are justified, stop signs can be installed as an interim measure.
- Criteria B - Crash Experience** ..... Not Evaluated
- Criteria C - Minimum Volumes and Delays** ..... Not Satisfied  
Delay data not evaluated  
Required volumes reached for 1 hours, 8 are needed
- Criteria D - 80% of Volumes, Delays, and Crashes** ..... Not Evaluated  
Delay data not evaluated  
Number of crashes (-1) is less than the minimum required (4).  
Required volumes reached for 0 hours, 8 are needed

**Analysis of 8 Hour Volume Warrants:**

Time	Major Total	Minor Total	Crit C			Crit D		
			Major	Minor Crit	Meets?	Major Crit	Minor Crit	Meets?
16:30 - 17:30	353	160	210-Yes	140-Yes	Both	240-Yes	160-Yes	Both
07:00 - 08:00	219	102	210-Yes	140-No	Major	240-No	160-No	No
16:00 - 17:00	223	112	210-Yes	140-No	Major	240-No	160-No	No
16:15 - 17:15	281	123	210-Yes	140-No	Major	240-Yes	160-No	Major
00:00 - 01:00	0	0	210-No	140-No	No	240-No	160-No	No
00:15 - 01:15	0	0	210-No	140-No	No	240-No	160-No	No
00:30 - 01:30	0	0	210-No	140-No	No	240-No	160-No	No
00:45 - 01:45	0	0	210-No	140-No	No	240-No	160-No	No
01:00 - 02:00	0	0	210-No	140-No	No	240-No	160-No	No
01:15 - 02:15	0	0	210-No	140-No	No	240-No	160-No	No
01:30 - 02:30	0	0	210-No	140-No	No	240-No	160-No	No
01:45 - 02:45	0	0	210-No	140-No	No	240-No	160-No	No
02:00 - 03:00	0	0	210-No	140-No	No	240-No	160-No	No
02:15 - 03:15	0	0	210-No	140-No	No	240-No	160-No	No
02:30 - 03:30	0	0	210-No	140-No	No	240-No	160-No	No
02:45 - 03:45	0	0	210-No	140-No	No	240-No	160-No	No
03:00 - 04:00	0	0	210-No	140-No	No	240-No	160-No	No
03:15 - 04:15	0	0	210-No	140-No	No	240-No	160-No	No
03:30 - 04:30	0	0	210-No	140-No	No	240-No	160-No	No
03:45 - 04:45	0	0	210-No	140-No	No	240-No	160-No	No
04:00 - 05:00	0	0	210-No	140-No	No	240-No	160-No	No
04:15 - 05:15	0	0	210-No	140-No	No	240-No	160-No	No
04:30 - 05:30	0	0	210-No	140-No	No	240-No	160-No	No
04:45 - 05:45	0	0	210-No	140-No	No	240-No	160-No	No





COUNT LOCATION:

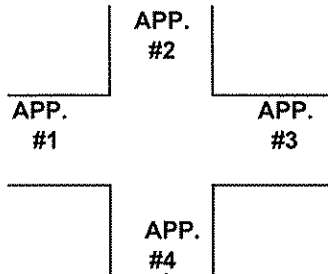
CR 57 (Sunfish Lk Blvd.)

DATE:

7/8/2009

@ Alpine Dr.

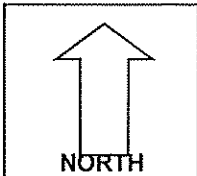
APP. #1 = Alpine Dr.
APP. #2 = CR 57
APP. #3 = Alpine Dr.
APP. #4 = CR 57



- HEAVY VEHICLE- ANY VEHICLE HAVING MORE THAN FOUR TIRES TOUCHING THE PAVEMENT
- A. TRUCKS- A HEAVY VEHICLE INVOLVED PRIMARILY IN THE TRANSPORT OF GOODS OR IN THE DELIVERY OF A SERVICE.
  - B. RV- A HEAVY VEHICLE OPERATED BY A PRIVATE MOTORIST AND INVOLVED IN THE TRANSPORT OF RECREATIONAL EQUIPMENT OR FACILITIES.
  - C. BUSES- A HEAVY VEHICLE INVOLVED IN THE TRANSPORTATION OF GROUPS OF PEOPLE.

TIME	PEDESTRIANS					HEAVY VEHICLES		
	APP. #1	APP. #2	APP. #3	APP. #4	15 MIN TOT	TRUCKS	RV	BUS
6:00-6:15AM								
6:15-6:30	1			1	2	1		
6:30-6:45						8		
6:45-7:00						4		1
<b>HOURLY TOTAL</b>					<b>2</b>	<b>HOURLY TOTAL</b>		<b>14</b>
7:00-7:15	1		1		2	5		2
7:15-7:30						7		
7:30-7:45	1				1			
7:45-8:00						2		
<b>HOURLY TOTAL</b>					<b>3</b>	<b>HOURLY TOTAL</b>		<b>16</b>
8:00-8:15						4		
8:15-8:30		2			2	6		2
8:30-8:45						7		1
8:45-9:00						4		4
<b>HOURLY TOTAL</b>					<b>2</b>	<b>HOURLY TOTAL</b>		<b>28</b>
9:00-9:15						3		
9:15-9:30	1				1	5		
9:30-9:45						1		
9:45-10:00			2		2	4		
<b>HOURLY TOTAL</b>					<b>3</b>	<b>HOURLY TOTAL</b>		<b>13</b>
10:00-10:15	1	1			2	2		
10:15-10:30	1	1			2	3		
10:30-10:45						5		
10:45-11:00			1		1	3		
<b>HOURLY TOTAL</b>					<b>5</b>	<b>HOURLY TOTAL</b>		<b>13</b>
11:00-11:15				2	2	6		
11:15-11:30						2		
11:30-11:45						2		3
11:45-12:00		2			2	5		3
<b>HOURLY TOTAL</b>					<b>4</b>	<b>HOURLY TOTAL</b>		<b>21</b>
12:00-12:15	2	1			3	3		1
12:15-12:30		1	1		2	2		
12:30-12:45		1		3	4	1		
12:45-1:00						5		
<b>HOURLY TOTAL</b>					<b>9</b>	<b>HOURLY TOTAL</b>		<b>12</b>
1:00-1:15						4		
1:15-1:30				1	1	1		
1:30-1:45				1	1	1		
1:45-2:00						2		
<b>HOURLY TOTAL</b>					<b>2</b>	<b>HOURLY TOTAL</b>		<b>8</b>
				<b>TOTAL</b>	<b>30</b>		<b>TOTAL</b>	<b>125</b>

1  
2  
3  
4  
5  
6  
7  
8  
9  
10  
11  
12  
13  
14  
15  
16  
17  
18  
19  
20  
21  
22  
23  
24  
25  
26  
27  
28  
29  
30  
31  
32



COUNT LOCATION:

CR 57 (Sunfish Lk Blvd.)

DATE:

7/6/2009

@ Alpine Dr.

APP. #1 = Alpine Dr.
APP. #2 = CR 57
APP. #3 = Alpine Dr.
APP. #4 = CR 57

APP. #1	APP. #2	APP. #3	APP. #4
---------	---------	---------	---------

- HEAVY VEHICLE- ANY VEHICLE HAVING MORE THAN FOUR TIRES TOUCHING THE PAVEMENT
- A. TRUCKS- A HEAVY VEHICLE INVOLVED PRIMARILY IN THE TRANSPORT OF GOODS OR IN THE DELIVERY OF A SERVICE.
  - B. RV- A HEAVY VEHICLE OPERATED BY A PRIVATE MOTORIST AND INVOLVED IN THE TRANSPORT OF RECREATIONAL EQUIPMENT OR FACILITIES.
  - C. BUSES- A HEAVY VEHICLE INVOLVED IN THE TRANSPORTATION OF GROUPS OF PEOPLE.

TIME	PEDESTRIANS					HEAVY VEHICLES		
	APP. #1	APP. #2	APP. #3	APP. #4	15 MIN TOT	TRUCKS	RV	BUS
2:00-2:15PM						1		
2:15-2:30						2		
2:30-2:45		1				2		
2:45-3:00		2				1	2	
<b>HOURLY TOTAL</b>					<b>3</b>	<b>HOURLY TOTAL</b>		<b>8</b>
3:00-3:15						1		
3:15-3:30	2	3	1	2		6		
3:30-3:45		1				8		
3:45-4:00								
<b>HOURLY TOTAL</b>					<b>9</b>	<b>HOURLY TOTAL</b>		<b>15</b>
4:00-4:15						2		
4:15-4:30			1	2		4		
4:30-4:45	1			4		1		
4:45-5:00						4		
<b>HOURLY TOTAL</b>					<b>8</b>	<b>HOURLY TOTAL</b>		<b>11</b>
5:00-5:15				1		2		
5:15-5:30				1				
5:30-5:45		4		2		1		
5:45-6:00	2		2	2		1		
<b>HOURLY TOTAL</b>					<b>14</b>	<b>HOURLY TOTAL</b>		<b>4</b>
6:00-6:15	2	2						
6:15-6:30								
6:30-6:45	1	2						
6:45-7:00		4		2		2		
<b>HOURLY TOTAL</b>					<b>13</b>	<b>HOURLY TOTAL</b>		<b>2</b>
7:00-7:15	3	3	2	3				
7:15-7:30		2						
7:30-7:45		1						
7:45-8:00	1	4						
<b>HOURLY TOTAL</b>					<b>19</b>	<b>HOURLY TOTAL</b>		
8:00-8:15	2		4					
8:15-8:30		1				1		
8:30-8:45						1		
8:45-9:00								
<b>HOURLY TOTAL</b>					<b>7</b>	<b>HOURLY TOTAL</b>		<b>2</b>
9:00-9:15								
9:15-9:30								
9:30-9:45								
9:45-10:00								
<b>HOURLY TOTAL</b>						<b>HOURLY TOTAL</b>		
					<b>TOTAL</b>	<b>103</b>		
							<b>TOTAL</b>	<b>167</b>

1  
2  
3  
4  
5  
6  
7  
8  
9  
10  
11  
12  
13  
14  
15  
16  
17  
18  
19  
20  
21  
22  
23  
24  
25  
26  
27  
28  
29  
30  
31  
32