

Date : 08/04/09

Count Number : TMC0926

Location : CSAH 7 (Rum River Blvd.)

@ CSAH 22 (Viking Blvd.)

Collection Period : 6:00AM - 10:00PM


5369

#2

CSAH 7

3097	D	154
2467	E	
476	F	

2272



North

CSAH 22

383	G
1676	H
99	J

#3

4750

2592

2021

#1

4159

CSAH 22

2138	A	228
1746	B	
164	C	

EXISTING LANES OF APPROACH				
	RIGHT TURN LANE	LEFT TURN LANE	THRU LANES	TOTAL
#1	0		1	1
#2	1		1	2
#3	1		1	2
#4	1		1	2

191	M
1725	L
370	K

2794

CSAH 7

#4

5080

Anoka County Highway Department
Traffic Volume and Turning
Movement Study

Date : 08/04/09


Count Number : TMC0926

Location : CSAH 7 (Rum River Blvd.)

@ CSAH 22 (Viking Blvd.)

Collection Period : AM PEAK

Hour : 6:00 AM-7:00 AM



North

664

#2

CSAH 7

635	D	13
538	T	
84	T	

29

CSAH 22

0	G	33
45	H	
8	J	

#3

262

209

215	#1
62	
153	C
116	B
34	A

#1

CSAH 22

EXISTING LANES OF APPROACH				
	RIGHT TURN LANE	LEFT TURN LANE	THRU LANES	TOTAL
#1	0		1	1
#2	1		1	2
#3	1		1	2
#4	1		1	2

39	K	9
26	L	
4	M	

CSAH 7

580

#4

619

Anoka County Highway Department

Traffic Volume and Turning

Movement Study

Date : 08/04/09


Count Number : TMC0926

Location : CSAH 7 (Rum River Blvd.)

@ CSAH 22 (Viking Blvd.)

Collection Period : PM PEAK

Hour : 4:45-5:45 PM



North

466

#2

CSAH 7

122	D	M	T
9	98	15	

344

CSAH 22

#1

549

249	A	B	C
21	212	16	

300

CSAH 22

#3

597

48	G	H	J
270	328	10	

269

EXISTING LANES OF APPROACH				TOTAL
RIGHT TURN LANE	LEFT TURN LANE	THRU LANES		
#1	0	1	1	1
#2	1	1	1	2
#3	1	1	1	2
#4	1	1	1	2

42	K
280	L
21	M
343	

129

CSAH 7

#4

472

Anoka County Highway Department

Traffic Volume and Turning

Movement Study

Anoka County Highway Department

Traffic Engineering Section
Traffic Volume and Turning Movement Study

File Name : TMC0926
Site Code : 09260202
Start Date : 8/4/2009
Page No : 1

Weather: Sunny/Warm
Counter: DB-400
Printed by: Jake/Laura

Groups Printed- Unshifted - Bank 1

Start Time	CSAH 7 Southbound					CSAH 22 Westbound					CSAH 7 Northbound					CSAH 22 Eastbound					Excl. Total	Incl. Total	Int. Total
	Left	Thru	Right	Heavy	App. Total	Left	Thru	Right	Heavy	App. Total	Left	Thru	Right	Heavy	App. Total	Left	Thru	Right	Heavy	App. Total			
06:00	20	117	5	4	142	1	5	0	1	6	1	9	2	1	12	1	21	16	4	38	10	198	208
06:15	15	137	2	1	154	2	14	0	1	16	0	6	4	0	10	1	24	7	3	32	5	212	217
06:30	33	164	4	3	201	1	13	0	0	14	1	3	1	0	5	1	49	10	3	60	6	280	286
06:45	16	120	2	1	138	4	13	0	0	17	2	8	2	1	12	0	22	1	1	23	3	190	193
Total	84	538	13	9	635	8	45	0	2	53	4	26	9	2	39	3	116	34	11	153	24	880	904
07:00	6	110	1	0	117	0	3	0	0	3	1	4	2	0	7	2	25	2	2	29	2	156	158
07:15	3	131	6	4	140	0	23	1	3	24	0	16	9	0	25	1	24	1	2	26	9	215	224
07:30	18	161	2	3	181	0	5	1	3	6	1	8	2	0	11	0	37	5	4	42	10	240	250
07:45	16	115	7	4	138	1	24	1	0	26	0	11	5	2	16	3	25	1	0	29	6	209	215
Total	43	517	16	11	576	1	55	3	6	59	2	39	18	2	59	6	111	9	8	126	27	820	847
08:00	16	103	2	1	121	8	26	7	3	41	0	5	4	1	9	0	21	2	2	23	7	194	201
08:15	9	47	3	2	59	3	15	5	5	23	2	8	4	1	14	1	29	6	4	36	12	132	144
08:30	6	73	2	3	81	3	17	3	1	23	2	8	9	0	19	0	29	4	6	33	10	156	166
08:45	4	26	1	1	31	1	20	2	1	23	0	11	6	2	17	0	22	5	3	27	7	98	105
Total	35	249	8	7	292	15	78	17	10	110	4	32	23	4	59	1	101	17	15	119	36	580	616
09:00	12	43	5	2	60	5	28	7	3	40	1	9	8	1	18	3	21	8	4	32	10	150	160
09:15	15	36	4	1	55	1	32	7	3	40	1	14	7	6	22	0	18	2	5	20	15	137	152
09:30	5	32	2	3	39	2	30	4	6	36	2	7	4	2	13	0	35	1	3	36	14	124	138
09:45	4	21	3	2	28	0	19	2	3	21	1	10	5	1	16	1	19	1	0	21	6	86	92
Total	36	132	14	8	182	8	109	20	15	137	5	40	24	10	69	4	93	12	12	109	45	497	542
10:00	3	35	4	6	42	3	12	1	2	16	0	10	2	1	12	0	14	3	5	17	14	87	101
10:15	2	33	2	2	37	1	18	3	2	22	1	13	1	2	15	1	19	4	5	24	11	98	109
10:30	3	38	2	2	43	0	10	1	1	11	1	12	4	1	17	2	23	2	2	27	6	98	104
10:45	5	21	1	0	27	2	24	11	4	37	3	19	1	0	23	1	19	0	1	20	5	107	112
Total	13	127	9	10	149	6	64	16	9	86	5	54	8	4	67	4	75	9	13	88	36	390	426
11:00	6	45	5	2	56	1	22	8	2	31	1	11	2	1	14	0	12	1	2	13	7	114	121
11:15	10	38	4	3	52	1	18	4	2	23	5	14	8	1	27	2	25	2	5	29	11	131	142
11:30	8	34	2	4	44	3	42	4	5	49	0	10	7	0	17	2	21	4	5	27	14	137	151
11:45	7	47	2	1	56	0	12	4	2	16	3	21	8	2	32	2	25	3	4	30	9	134	143
Total	31	164	13	10	208	5	94	20	11	119	9	56	25	4	90	6	83	10	16	99	41	516	557
12:00	6	15	3	1	24	1	18	8	3	27	2	14	7	2	23	2	17	2	2	21	8	95	103
12:15	10	27	1	0	38	4	25	5	0	34	0	16	3	1	19	2	33	3	2	38	3	129	132
12:30	8	28	0	1	36	0	14	5	3	19	3	14	5	0	22	4	14	2	0	20	4	97	101
12:45	15	19	0	0	34	2	23	12	2	37	3	25	5	1	33	2	30	1	1	33	4	137	141
Total	39	89	4	2	132	7	80	30	8	117	8	69	20	4	97	10	94	8	5	112	19	458	477
13:00	10	37	4	1	51	1	22	5	3	28	2	28	4	0	34	1	18	1	2	20	6	133	139
13:15	13	27	5	0	45	2	19	5	3	26	0	24	8	0	32	5	22	3	0	30	3	133	136
13:30	8	23	2	0	33	0	38	12	5	50	1	31	4	0	36	3	21	3	4	27	9	146	155
13:45	18	14	2	1	34	4	30	8	1	42	3	36	5	1	44	6	30	2	1	38	4	158	162
Total	49	101	13	2	163	7	109	30	12	146	6	119	21	1	146	15	91	9	7	115	22	570	592
14:00	1	30	5	2	36	1	43	8	4	52	4	20	2	0	26	2	20	5	0	27	6	141	147
14:15	2	58	3	1	63	0	31	1	1	32	9	26	7	1	42	1	22	5	2	28	5	165	170
14:30	7	24	1	2	32	0	10	2	1	12	2	30	6	1	38	4	20	5	2	29	6	111	117
14:45	4	21	0	0	25	0	31	4	2	35	5	29	11	3	45	3	29	7	3	39	8	144	152
Total	14	133	9	5	156	1	115	15	8	131	20	105	26	5	151	10	91	22	7	123	25	561	586
15:00	0	23	1	0	24	0	14	4	0	18	3	53	3	4	59	2	36	2	2	40	6	141	147
15:15	1	20	1	1	22	2	12	9	0	23	7	56	6	2	69	4	43	3	2	50	5	164	169
15:30	1	23	1	3	25	0	19	4	1	23	4	62	2	2	68	4	37	2	1	43	7	159	166
15:45	4	20	0	0	24	0	32	7	4	39	8	54	17	2	79	5	49	3	1	57	7	199	206
Total	6	86	3	4	95	2	77	24	5	103	22	225	28	10	275	15	165	10	6	190	25	663	688
16:00	2	15	1	0	18	0	58	5	3	63	4	75	9	0	88	0	51	3	1	54	4	223	227
16:15	3	31	4	1	38	0	36	5	1	41	2	59	11	3	72	10	32	4	2	46	7	197	204
16:30	6	8	1	1	15	0	42	8	1	50	14	67	15	4	96	10	36	10	3	56	9	217	226
16:45	2	12	5	0	19	3	53	12	0	68	7	72	12	1	91	4	62	7	3	73	4	251	255
Total	13	66	11	2	90	3	189	30	5	222	27	273	47	8	347	24	181	24	9	229	24	888	912
17:00	2	26	0	1	28	2	79	12	0	93	9	65	8	1	82	6	37	8	1	51	3	254	257
17:15	4	36	3	1	43	3	81	11	2	95	2	69	16	0	87	4	69	4	0	77	3	302	305
17:30	7	24	1	0	32	2	57	13	1	72	3	74	6	0	83	2	44	2	0	48	1	235	236
17:45	9	15	7	1	31	3	38	13	1	54	5	72	10	2	87	4	63	2	1	69	5	241	246
Total	22	101	11	3	134	10	255	49	4	314	19	280	40	3	339	16	213	16	2	245	12	1032	1044
18:00	13	11	4	0	28	0	69	16	0	85	4	53	16	0	73	7	48	3	0	58	0	244	244
18:15	5	18	10	1	33	4	47	13	2	64	6	53	11	1	70	6	37	1	5	44	9	211	220
18:30	4	13	0	0	17	0	25	6	0	31	7	49	6	2	62	5	20	4	1	29	3	139	142
18:45	7	7	1	0	15	2	29	3	2	34	4	27	6	0	37	4	21	4	1	29	3	115	118
Total	29	49	15	1	93	6	170	38	4	214	21	182	39	3	242	22	126	12	7	160	15	709	724

Anoka County Highway Department

Traffic Engineering Section Traffic Volume and Turning Movement Study

Weather: Sunny/Warm
Counter: DB-400
Counted by: Jake/Laura

File Name : TMC0926
Site Code : 09260202
Start Date : 8/4/2009
Page No : 2

Groups Printed- Unshifted - Bank 1

Start Time	CSAH 7 Southbound					CSAH 22 Westbound					CSAH 7 Northbound					CSAH 22 Eastbound					Exclu. Total	Inclu. Total	Int. Total
	Left	Thru	Right	Heavy	App. Total	Left	Thru	Right	Heavy	App. Total	Left	Thru	Right	Heavy	App. Total	Left	Thru	Right	Heavy	App. Total			
19:00	7	11	1	0	19	1	18	9	0	28	4	18	9	0	31	2	18	1	0	21	0	99	99
19:15	1	4	0	0	5	1	11	7	1	19	8	27	3	0	38	3	15	0	0	18	1	80	81
19:30	0	4	2	0	6	0	17	4	1	21	3	22	3	0	28	3	13	4	1	20	2	75	77
19:45	4	11	0	0	15	1	11	3	1	15	1	26	4	0	31	1	18	2	0	21	1	82	83
Total	12	30	3	0	45	3	57	23	3	83	16	93	19	0	128	9	64	7	1	80	4	336	340
20:00	6	16	1	0	23	1	18	10	0	29	4	14	3	0	21	2	14	4	0	20	0	93	93
20:15	12	16	3	3	31	2	21	11	0	34	3	18	3	0	24	6	17	3	0	26	3	115	118
20:30	6	10	2	0	18	2	28	16	0	46	3	12	2	0	17	2	23	9	1	34	1	115	116
20:45	7	14	4	0	25	4	19	13	0	36	2	14	7	0	23	5	21	2	0	28	0	112	112
Total	31	56	10	3	97	9	86	50	0	145	12	58	15	0	85	15	75	18	1	108	4	435	439
21:00	6	9	0	0	15	0	24	7	2	31	0	19	1	0	20	2	25	4	2	31	4	97	101
21:15	4	6	0	0	10	4	30	4	0	38	3	22	3	0	28	0	17	3	0	20	0	96	96
21:30	6	8	1	0	15	1	18	5	0	24	3	18	3	0	24	1	11	2	1	14	1	77	78
21:45	3	6	1	0	10	3	21	2	0	26	5	15	1	0	21	1	14	2	0	17	0	74	74
Total	19	29	2	0	50	8	93	18	2	119	11	74	8	0	93	4	67	11	3	82	5	344	349
Grand Total	476	2467	154	77	3097	99	1676	383	104	2158	191	1725	370	60	2286	164	1746	228	123	2138	364	9679	10043
Approch %	15.4	79.7	5			4.6	77.7	17.7			8.4	75.5	16.2			7.7	81.7	10.7					
Total %	4.9	25.5	1.6		32	1	17.3	4		22.3	2	17.8	3.8		23.6	1.7	18	2.4		22.1	3.6	96.4	
Unshifted	476	2467	154		3174	99	1676	383		2262	191	1725	370		2346	164	1746	228		2261	0	0	10043
% Unshifted	100	100	100	100	100	100	100	100	100	100	100	100	100	100	100	100	100	100	100	100	0	0	100
Bank 1	0	0	0		0	0	0	0		0	0	0	0		0	0	0	0		0	0	0	0
% Bank 1	0	0	0		0	0	0	0		0	0	0	0		0	0	0	0		0	0	0	0

Start Time	CSAH 7 Southbound				CSAH 22 Westbound				CSAH 7 Northbound				CSAH 22 Eastbound				Int. Total
	Left	Thru	Right	App. Total	Left	Thru	Right	App. Total	Left	Thru	Right	App. Total	Left	Thru	Right	App. Total	
Hour Analysis From 06:00 to 11:45 - Peak 1 of 1																	
Hour for Entire Intersection Begins at 06:00																	
06:00	20	117	5	142	1	5	0	6	1	9	2	12	1	21	16	38	198
06:15	15	137	2	154	2	14	0	16	0	6	4	10	1	24	7	32	212
06:30	33	164	4	201	1	13	0	14	1	3	1	5	1	49	10	60	280
06:45	16	120	2	138	4	13	0	17	2	8	2	12	0	22	1	23	190
Total Volume	84	538	13	635	8	45	0	53	4	26	9	39	3	116	34	153	880
% App. Total	13.2	84.7	2		15.1	84.9	0		10.3	66.7	23.1		2	75.8	22.2		
PHF	.636	.820	.650	.790	.800	.804	.000	.779	.500	.722	.563	.813	.750	.592	.531	.638	.786

Peak Hour Analysis From 12:00 to 21:45 - Peak 1 of 1

Peak Hour for Entire Intersection Begins at 16:45

16:45	2	12	5	19	3	53	12	68	7	72	12	91	4	62	7	73	251
17:00	2	26	0	28	2	79	12	93	9	65	8	82	6	37	8	51	254
17:15	4	36	3	43	3	81	11	95	2	69	16	87	4	69	4	77	302
17:30	7	24	1	32	2	57	13	72	3	74	6	83	2	44	2	48	235
Total Volume	15	98	9	122	10	270	48	328	21	280	42	343	16	212	21	249	1042
% App. Total	12.3	80.3	7.4		3	82.3	14.6		6.1	81.6	12.2		6.4	85.1	8.4		
PHF	.536	.681	.450	.709	.833	.833	.923	.863	.583	.946	.656	.942	.667	.768	.656	.808	.863

**ANOKA COUNTY HIGHWAY
PC-WARRANTS
TRAFFIC SIGNAL WARRANT ANALYSIS**

Study Name : TMC0926
Study Date : 08/07/09
Page No. : 1

Signal Warrants - Summary

Major Street Approaches

Northbound: CSAH 7

Number of Lanes: 2
Approach Speed: 55
Total Approach Volume: 2,286

Southbound: CSAH 7

Number of Lanes: 2
Approach Speed: 55
Total Approach Volume: 3,097

Minor Street Approaches

Eastbound: CSAH 22

Number of Lanes: 2

Total Approach Volume: 2,138

Westbound: CSAH 22

Number of Lanes: 2

Total Approach Volume: 2,158

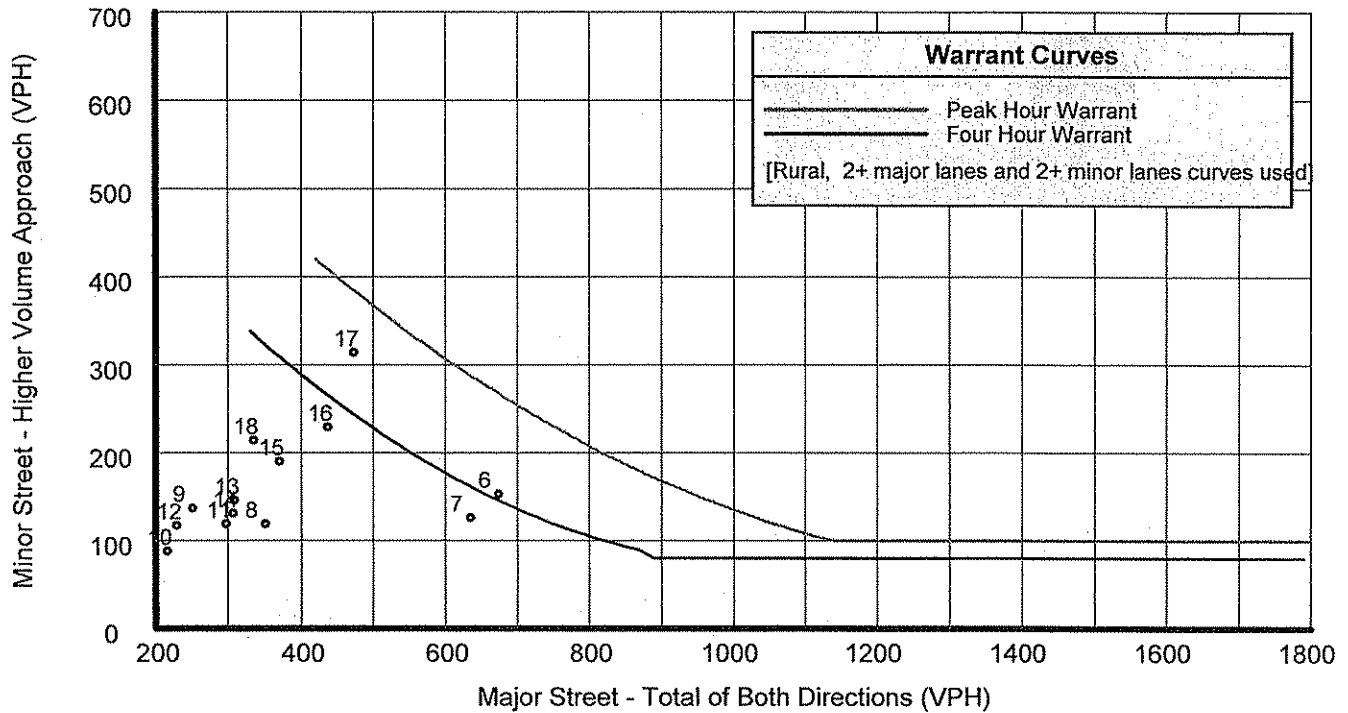
Warrant Summary (Rural values apply.)

Warrant 1 - Eight Hour Vehicular Volumes	Not Satisfied
Warrant 1A - Minimum Vehicular Volume	Not Satisfied
Required volumes reached for 3 hours, 8 are needed	
Warrant 1B - Interruption of Continuous Traffic	Not Satisfied
Required volumes reached for 2 hours, 8 are needed	
Warrant 1 A&B - Combination of Warrants	Not Satisfied
Required volumes reached for 2 hours, 8 are needed	
Warrant 2 - Four Hour Volumes	Not Satisfied
Number of hours (2) volumes exceed minimum < minimum required (4).	
Warrant 3 - Peak Hour	Satisfied
Warrant 3A - Peak Hour Delay	Satisfied
Number of hours (9) volumes exceed minimum >= required (1). Delay data not evaluated.	
Warrant 3B - Peak Hour Volumes	Not Satisfied
Volumes do not exceed minimums for any hour.	
Warrant 4 - Pedestrian Volumes	Not Evaluated
Warrant 5 - School Crossing	Not Evaluated
Warrant 6 - Coordinated Signal System	Not Evaluated
Warrant 7 - Crash Experience	Not Evaluated
Warrant 8 - Roadway Network	Not Evaluated

ANOKA COUNTY HIGHWAY PC-WARRANTS TRAFFIC SIGNAL WARRANT ANALYSIS

Study Name : TMC0926
Study Date : 08/07/09
Page No. : 2

Signal Warrants - Summary



Analysis of 8-Hour Volume Warrants:

Hour Begin	Major Total	Higher Minor Vol	Dir	War-1A			War-1B			War-1A&B		
				Major Crit	Minor Crit	Meets?	Major Crit	Minor Crit	Meets?	Major Crit	Minor Crit	Meets?
00:00	0	0	EB	420-No	140-No	---	630-No	70-No	---	504-No	112-No	---
01:00	0	0	EB	420-No	140-No	---	630-No	70-No	---	504-No	112-No	---
02:00	0	0	EB	420-No	140-No	---	630-No	70-No	---	504-No	112-No	---
03:00	0	0	EB	420-No	140-No	---	630-No	70-No	---	504-No	112-No	---
04:00	0	0	EB	420-No	140-No	---	630-No	70-No	---	504-No	112-No	---
05:00	0	0	EB	420-No	140-No	---	630-No	70-No	---	504-No	112-No	---
06:00	674	153	EB	420-Yes	140-Yes	Both	630-Yes	70-Yes	Both	504-Yes	112-Yes	Both
07:00	635	126	EB	420-Yes	140-No	Major	630-Yes	70-Yes	Both	504-Yes	112-Yes	Both
08:00	351	119	EB	420-No	140-No	---	630-No	70-Yes	Minor	504-No	112-Yes	Minor
09:00	251	137	WB	420-No	140-No	---	630-No	70-Yes	Minor	504-No	112-Yes	Minor
10:00	216	88	EB	420-No	140-No	---	630-No	70-Yes	Minor	504-No	112-No	---
11:00	298	119	WB	420-No	140-No	---	630-No	70-Yes	Minor	504-No	112-Yes	Minor
12:00	229	117	WB	420-No	140-No	---	630-No	70-Yes	Minor	504-No	112-Yes	Minor
13:00	309	146	WB	420-No	140-Yes	Minor	630-No	70-Yes	Minor	504-No	112-Yes	Minor
14:00	307	131	WB	420-No	140-No	---	630-No	70-Yes	Minor	504-No	112-Yes	Minor
15:00	370	190	EB	420-No	140-Yes	Minor	630-No	70-Yes	Minor	504-No	112-Yes	Minor
16:00	437	229	EB	420-Yes	140-Yes	Both	630-No	70-Yes	Minor	504-No	112-Yes	Minor
17:00	473	314	WB	420-Yes	140-Yes	Both	630-No	70-Yes	Minor	504-No	112-Yes	Minor
18:00	335	214	WB	420-No	140-Yes	Minor	630-No	70-Yes	Minor	504-No	112-Yes	Minor
19:00	173	83	WB	420-No	140-No	---	630-No	70-Yes	Minor	504-No	112-No	---
20:00	182	145	WB	420-No	140-Yes	Minor	630-No	70-Yes	Minor	504-No	112-Yes	Minor
21:00	143	119	WB	420-No	140-No	---	630-No	70-Yes	Minor	504-No	112-Yes	Minor
22:00	0	0	EB	420-No	140-No	---	630-No	70-No	---	504-No	112-No	---
23:00	0	0	EB	420-No	140-No	---	630-No	70-No	---	504-No	112-No	---

**ANOKA COUNTY HIGHWAY
PC-WARRANTS
TRAFFIC SIGNAL WARRANT ANALYSIS**

Study Name : TMC0926
Study Date : 08/07/09
Page No. : 1

Multi-Way Stop Warrant Report

Major Street Approaches

Northbound: CSAH 7
Total Approach Volume: 2,286
Approach Speed: 55

Southbound: CSAH 7
Total Approach Volume: 3,097
Approach Speed: 55

Minor Street Approaches

Eastbound: CSAH 22
Total Approach Volume: 2,138

Westbound: CSAH 22
Total Approach Volume: 2,158

Warrant Summary

Criteria A - Interim Measure Not Evaluated
If traffic signals are justified, stop signs can be installed as an interim measure.

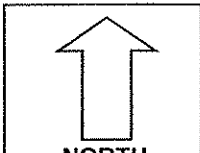
Criteria B - Crash Experience Not Evaluated

Criteria C - Minimum Volumes and Delays Satisfied
Delay data not evaluated
Required volumes reached for 13 hours, 8 are needed

Criteria D - 80% of Volumes, Delays, and Crashes Not Evaluated
Delay data not evaluated
Number of crashes (-1) is less than the minimum required (4).
Required volumes reached for 0 hours, 8 are needed

Analysis of 8 Hour Volume Warrants:

Time	Major Total	Minor Total	Crit C			Crit D		
			Major	Minor Crit	Meets?	Major Crit	Minor Crit	Meets?
05:45 - 06:45	524	166	210-Yes	140-Yes	Both	240-Yes	160-Yes	Both
06:45 - 07:45	631	170	210-Yes	140-Yes	Both	240-Yes	160-Yes	Both
07:45 - 08:45	457	234	210-Yes	140-Yes	Both	240-Yes	160-Yes	Both
08:45 - 09:45	255	254	210-Yes	140-Yes	Both	240-Yes	160-Yes	Both
09:45 - 10:45	210	159	210-Yes	140-Yes	Both	240-No	160-No	No
10:45 - 11:45	260	229	210-Yes	140-Yes	Both	240-Yes	160-Yes	Both
11:45 - 12:45	250	205	210-Yes	140-Yes	Both	240-Yes	160-Yes	Both
12:45 - 13:45	298	251	210-Yes	140-Yes	Both	240-Yes	160-Yes	Both
13:45 - 14:45	315	260	210-Yes	140-Yes	Both	240-Yes	160-Yes	Both
14:45 - 15:45	337	271	210-Yes	140-Yes	Both	240-Yes	160-Yes	Both
15:45 - 16:45	430	406	210-Yes	140-Yes	Both	240-Yes	160-Yes	Both
16:45 - 17:45	465	577	210-Yes	140-Yes	Both	240-Yes	160-Yes	Both
17:45 - 18:45	401	434	210-Yes	140-Yes	Both	240-Yes	160-Yes	Both
05:30 - 06:30	318	92	210-Yes	140-No	Major	240-Yes	160-No	Major
00:00 - 01:00	0	0	210-No	140-No	No	240-No	160-No	No
00:15 - 01:15	0	0	210-No	140-No	No	240-No	160-No	No
00:30 - 01:30	0	0	210-No	140-No	No	240-No	160-No	No
00:45 - 01:45	0	0	210-No	140-No	No	240-No	160-No	No
01:00 - 02:00	0	0	210-No	140-No	No	240-No	160-No	No
01:15 - 02:15	0	0	210-No	140-No	No	240-No	160-No	No
01:30 - 02:30	0	0	210-No	140-No	No	240-No	160-No	No
01:45 - 02:45	0	0	210-No	140-No	No	240-No	160-No	No
02:00 - 03:00	0	0	210-No	140-No	No	240-No	160-No	No
02:15 - 03:15	0	0	210-No	140-No	No	240-No	160-No	No



COUNT LOCATION:

CSAH 7 (Rum River Blvd.)

DATE:

8/5/2009

@ CSAH 22 (Viking Blvd.)

APP. #1 = CSAH 22
APP. #2 = CSAH 7
APP. #3 = CSAH 22
APP. #4 = CSAH 7

APP. #2	APP. #3
APP. #1	APP. #4

HEAVY VEHICLE- ANY VEHICLE HAVING MORE THAN FOUR TIRES TOUCHING THE PAVEMENT

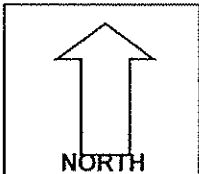
A. TRUCKS- A HEAVY VEHICLE INVOLVED PRIMARILY IN THE TRANSPORT OF GOODS OR IN THE DELIVERY OF A SERVICE.

B. RV- A HEAVY VEHICLE OPERATED BY A PRIVATE MOTORIST AND INVOLVED IN THE TRANSPORT OF RECREATIONAL EQUIPMENT OR FACILITIES.

C. BUSES- A HEAVY VEHICLE INVOLVED IN THE TRANSPORTATION OF GROUPS OF PEOPLE.

TIME	PEDESTRIANS					HEAVY VEHICLES		
	APP. #1	APP. #2	APP. #3	APP. #4	15 MIN TOT	TRUCKS	RV	BUS
6:00-6:15AM						9		
6:15-6:30						5		
6:30-6:45						6		
6:45-7:00						3		
HOURLY TOTAL						HOURLY TOTAL		23
7:00-7:15						2		
7:15-7:30						9		
7:30-7:45						10		
7:45-8:00						6		
HOURLY TOTAL						HOURLY TOTAL		27
8:00-8:15						6	1	
8:15-8:30						10		2
8:30-8:45						10		
8:45-9:00						7		
HOURLY TOTAL						HOURLY TOTAL		36
9:00-9:15						10		1
9:15-9:30						10		2
9:30-9:45						14		
9:45-10:00						6		
HOURLY TOTAL						HOURLY TOTAL		43
10:00-10:15						13		
10:15-10:30						10		2
10:30-10:45						5		
10:45-11:00						5		
HOURLY TOTAL						HOURLY TOTAL		35
11:00-11:15		1	1		2	7		
11:15-11:30						10	1	
11:30-11:45						11	2	1
11:45-12:00						9		
HOURLY TOTAL					2	HOURLY TOTAL		41
12:00-12:15						8		
12:15-12:30						3		
12:30-12:45						4		
12:45-1:00						4		
HOURLY TOTAL						HOURLY TOTAL		19
1:00-1:15						6		
1:15-1:30						2		
1:30-1:45						8		
1:45-2:00						4		
HOURLY TOTAL						HOURLY TOTAL		20
					TOTAL		TOTAL	244
					2			20

1
2
3
4
5
6
7
8
9
10
11
12
13
14
15
16
17
18
19
20
21
22
23
24
25
26
27
28
29
30
31
32



COUNT LOCATION:

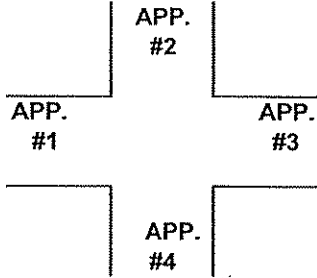
CSAH 7 (Rum River Blvd.)

DATE:

8/4/2009

@ CSAH 22 (Viking Blvd.)

APP. #1 = CSAH 22
APP. #2 = CSAH 7
APP. #3 = CSAH 22
APP. #4 = CSAH 7



- HEAVY VEHICLE- ANY VEHICLE HAVING MORE THAN FOUR TIRES TOUCHING THE PAVEMENT
- A. TRUCKS- A HEAVY VEHICLE INVOLVED PRIMARILY IN THE TRANSPORT OF GOODS OR IN THE DELIVERY OF A SERVICE.
 - B. RV- A HEAVY VEHICLE OPERATED BY A PRIVATE MOTORIST AND INVOLVED IN THE TRANSPORT OF RECREATIONAL EQUIPMENT OR FACILITIES.
 - C. BUSES- A HEAVY VEHICLE INVOLVED IN THE TRANSPORTATION OF GROUPS OF PEOPLE.

TIME	PEDESTRIANS					HEAVY VEHICLES		
	APP. #1	APP. #2	APP. #3	APP. #4	15 MIN TOT	TRUCKS	RV	BUS
2:00-2:15PM		1				5	1	
2:15-2:30						5		
2:30-2:45						6		
2:45-3:00						8		
HOURLY TOTAL					1	HOURLY TOTAL		25
3:00-3:15						6		
3:15-3:30						4		
3:30-3:45						6		1
3:45-4:00						7		
HOURLY TOTAL						HOURLY TOTAL		24
4:00-4:15						4		
4:15-4:30						7		
4:30-4:45						9		
4:45-5:00						4		
HOURLY TOTAL						HOURLY TOTAL		24
5:00-5:15						3	1	
5:15-5:30						3		
5:30-5:45						2		
5:45-6:00	1					3		
HOURLY TOTAL					1	HOURLY TOTAL		12
6:00-6:15								
6:15-6:30						7	1	
6:30-6:45						3		
6:45-7:00	2	1				3		
HOURLY TOTAL					3	HOURLY TOTAL		14
7:00-7:15								
7:15-7:30				1		1		
7:30-7:45			2			2		
7:45-8:00						1		
HOURLY TOTAL					3	HOURLY TOTAL		4
8:00-8:15								
8:15-8:30						3		
8:30-8:45							1	
8:45-9:00								
HOURLY TOTAL						HOURLY TOTAL		4
9:00-9:15						2	1	1
9:15-9:30								
9:30-9:45						1		
9:45-10:00								
HOURLY TOTAL						HOURLY TOTAL		5
					TOTAL	10	TOTAL	356

1
2
3
4
5
6
7
8
9
10
11
12
13
14
15
16
17
18
19
20
21
22
23
24
25
26
27
28
29
30
31
32