


Date : 07/28/09

Count Number : TMC0931

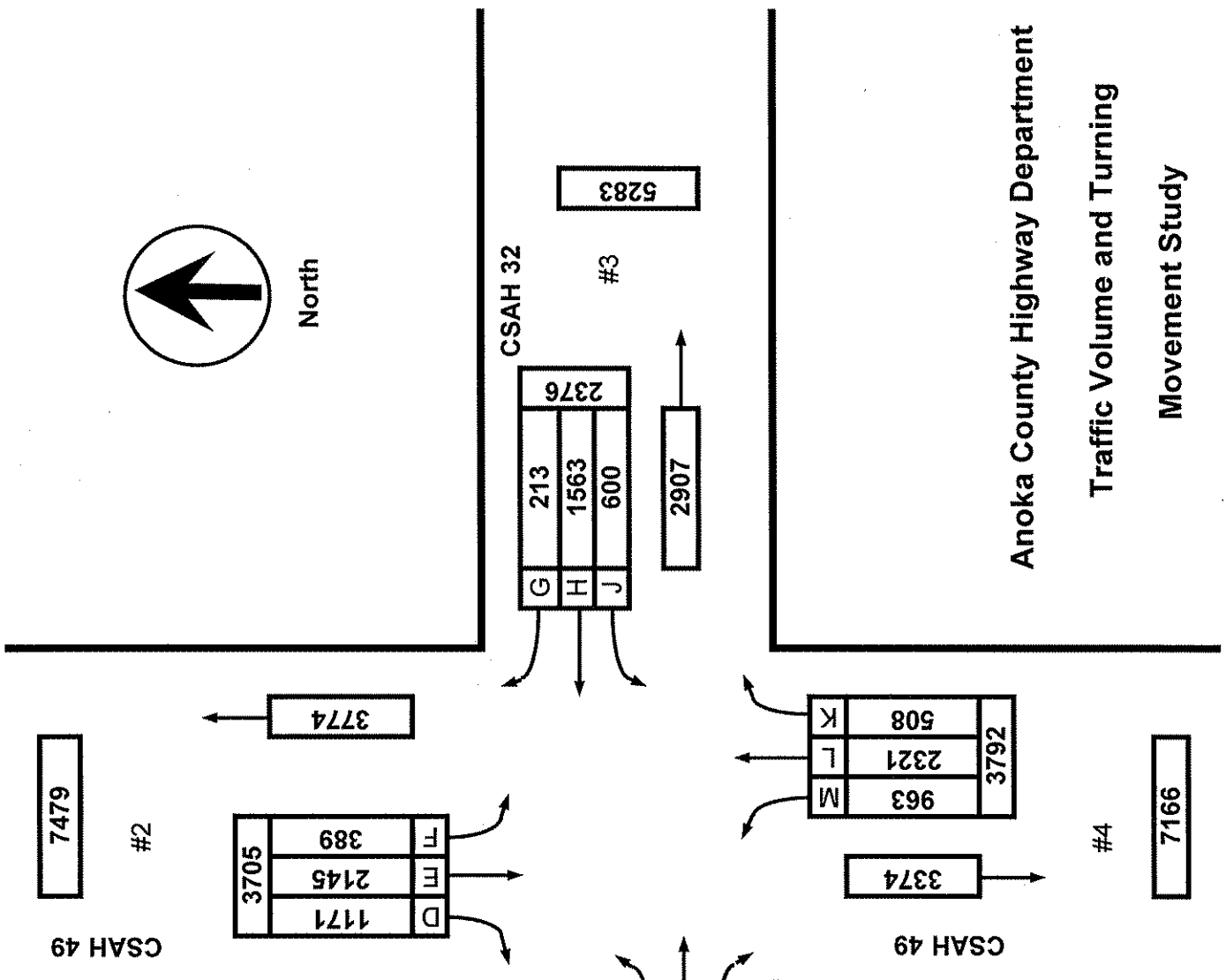
Location : CSAH 49 (HODGSON RD.)

@ CSAH 32 (85TH/CR J)

Collection Period : 6:00AM - 10:00PM




North



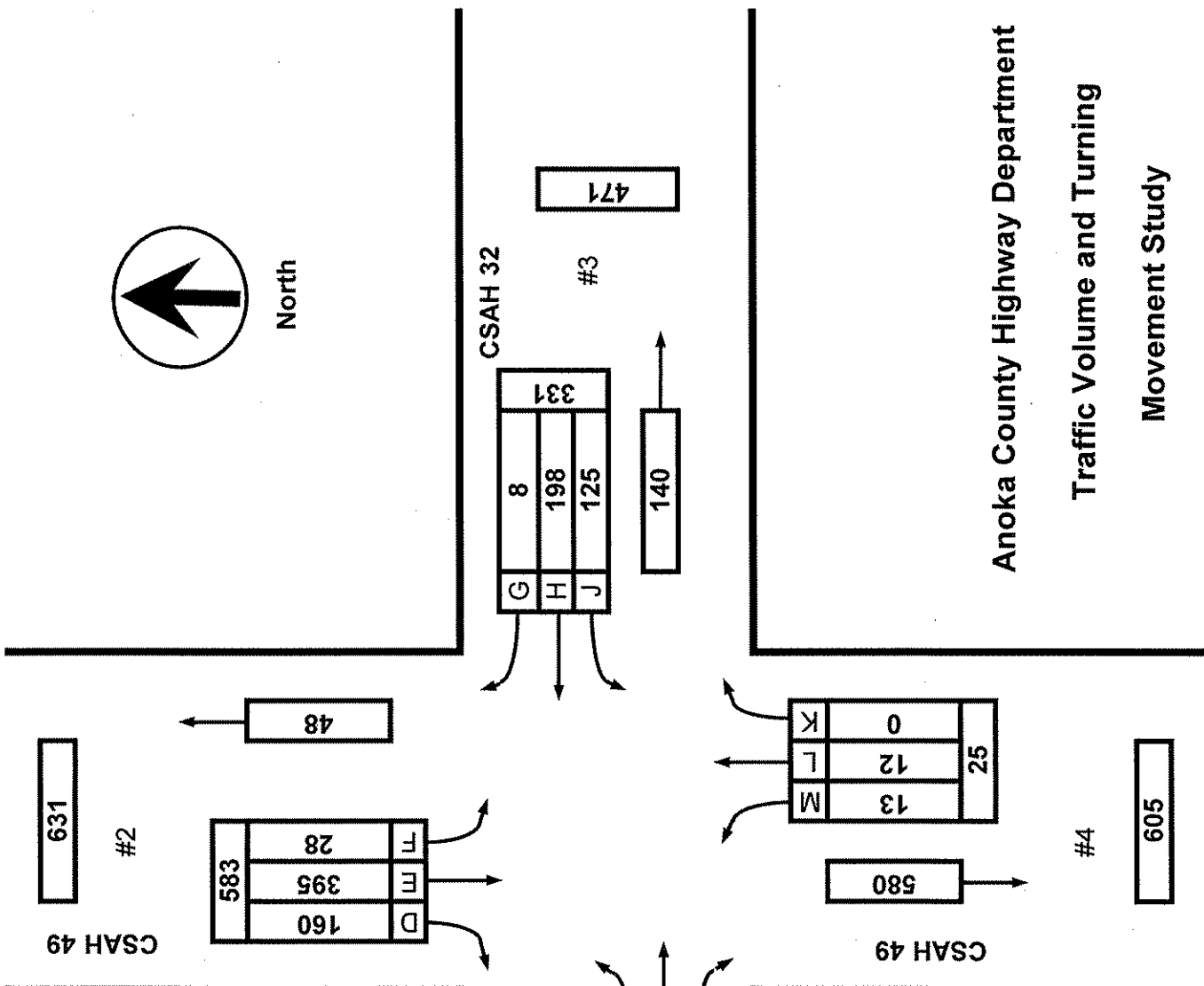
	EXISTING LANES OF APPROACH			TOTAL
	RIGHT TURN LANE	LEFT TURN LANE	THRU LANES	
#1	0	1	1	2
#2	0	1	1	2
#3	0	1	1	2
#4	0	1	1	2

Anoka County Highway Department
Traffic Volume and Turning
Movement Study

Date : 07/28/09
 Count Number : TMC0931
 Location : CSAH 49 (HODGSON RD.)
 @ CSAH 32 (85TH/CR J)
 Collection Period : AM PEAK
 Hour : 7:00 AM-8:00 AM




North



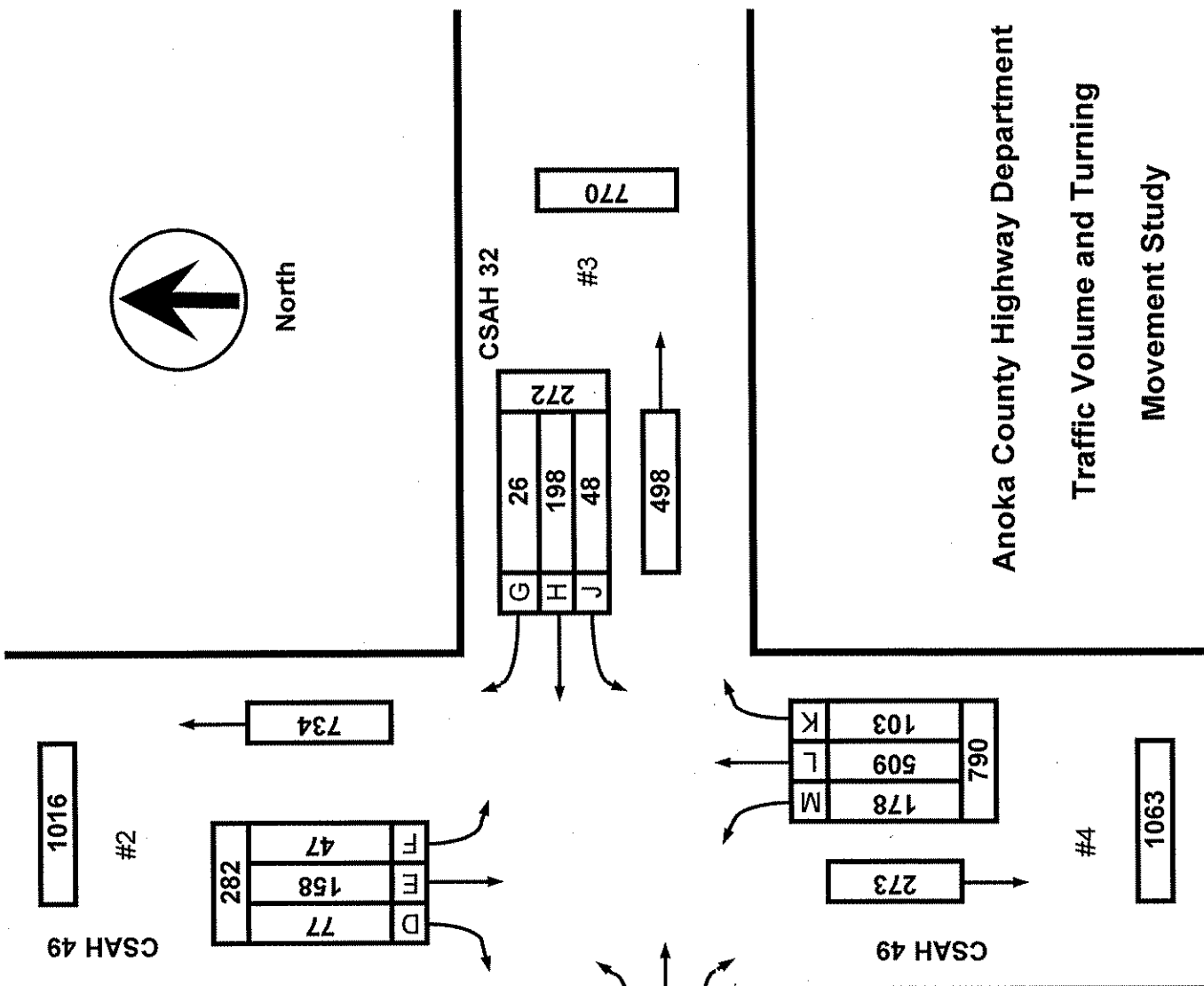
EXISTING LANES OF APPROACH				TOTAL
	RIGHT TURN LANE	LEFT TURN LANE	THRU LANES	
#1	0	1	1	2
#2	0	1	1	2
#3	0	1	1	2
#4	0	1	1	2

Anoka County Highway Department
 Traffic Volume and Turning
 Movement Study

Date : 07/28/09
 Count Number : TMC0931
 Location : CSAH 49 (HODGSON RD.)
 @ CSAH 32 (85TH/CR J)
 Collection Period : PM PEAK
 Hour : 4:30 PM-5:30 PM



North



	EXISTING LANES OF APPROACH			TOTAL
	RIGHT TURN LANE	LEFT TURN LANE	THRU LANES	
#1	0	1	1	2
#2	0	1	1	2
#3	0	1	1	2
#4	0	1	1	2

Anoka County Highway Department
 Traffic Volume and Turning
 Movement Study

Anoka County Highway Department

Traffic Engineering Section Traffic Volume and Turning Movement Study

Weather: WARM/SUNNY
Counter: DB-400
Printed by: Jake/Laura

File Name : TMC0931
Site Code : 09310202
Start Date : 7/28/2009
Page No : 1

Groups Printed- Unshifted - Bank 1

Start Time	CSAH 49 Southbound					CSAH 32 Westbound					CSAH 49 Northbound					CSAH 32 Eastbound					Exclu. Total	Inclu. Total	Int. Total
	Left	Thru	Right	Heavy	App. Total	Left	Thru	Right	Heavy	App. Total	Left	Thru	Right	Heavy	App. Total	Left	Thru	Right	Heavy	App. Total			
06:00	4	44	31	0	79	12	23	1	2	36	6	6	0	0	12	6	18	7	0	31	2	158	160
06:15	4	67	29	8	100	18	27	2	0	47	4	2	2	0	8	8	19	12	1	39	9	194	203
06:30	3	81	39	1	123	23	25	3	2	51	2	1	1	0	4	6	20	7	2	33	5	211	216
06:45	6	88	42	6	136	22	27	0	0	49	5	2	1	0	8	3	16	7	1	26	7	219	226
Total	17	280	141	15	438	75	102	6	4	183	17	11	4	0	32	23	73	33	4	129	23	782	805
07:00	1	95	40	1	136	19	29	0	0	48	6	1	0	0	7	0	17	9	4	26	5	217	222
07:15	9	105	41	4	155	27	64	2	0	93	0	1	0	0	1	8	22	18	1	48	5	297	302
07:30	7	103	31	1	141	20	49	2	0	71	5	7	0	0	12	8	37	19	3	64	4	288	292
07:45	11	92	48	3	151	59	56	4	1	119	2	3	0	0	5	12	36	14	2	62	6	337	343
Total	28	395	160	9	583	125	198	8	1	331	13	12	0	0	25	28	112	60	10	200	20	1139	1159
08:00	7	43	35	1	85	18	21	0	0	39	5	4	0	0	9	6	30	11	2	47	3	180	183
08:15	6	58	28	3	92	4	22	0	0	26	10	6	0	1	16	7	21	12	0	40	4	174	178
08:30	4	51	37	4	92	17	21	2	2	40	8	9	1	0	18	7	13	9	1	29	7	179	186
08:45	1	40	25	1	66	7	26	3	4	36	3	8	3	0	14	6	25	5	2	36	7	152	159
Total	18	192	125	9	335	46	90	5	6	141	26	27	4	1	57	26	89	37	5	152	21	685	706
09:00	5	29	21	1	55	10	26	2	0	38	4	1	1	0	6	7	21	12	2	40	3	139	142
09:15	7	22	12	1	41	0	14	2	0	16	1	3	0	0	4	14	17	5	4	36	5	97	102
09:30	7	30	13	4	50	0	6	1	0	7	3	3	2	0	8	9	12	9	3	30	7	95	102
09:45	3	27	5	3	35	2	18	0	2	20	8	14	0	1	22	11	17	5	2	33	8	110	118
Total	22	108	51	9	181	12	64	5	2	81	16	21	3	1	40	41	67	31	11	139	23	441	464
10:00	4	20	17	5	41	3	6	2	2	11	8	13	4	0	25	10	14	6	0	30	7	107	114
10:15	11	12	13	1	36	12	22	0	1	34	5	8	0	0	13	16	10	7	3	33	5	116	121
10:30	6	26	23	4	55	5	11	2	0	18	5	19	1	0	25	15	16	5	1	36	5	134	139
10:45	4	24	11	2	39	2	14	1	1	17	5	9	0	0	14	6	6	5	1	17	4	87	91
Total	25	82	64	12	171	22	53	5	4	80	23	49	5	0	77	47	46	23	5	116	21	444	465
11:00	4	25	17	3	46	1	9	1	0	11	7	11	4	5	22	9	16	6	2	31	10	110	120
11:15	3	23	18	0	44	10	11	5	0	26	13	20	7	1	40	21	12	6	1	39	2	149	151
11:30	9	21	9	3	39	4	24	1	2	29	6	19	1	0	26	6	21	2	2	29	7	123	130
11:45	6	32	14	3	52	4	21	3	3	28	15	25	2	1	42	13	7	6	0	26	7	148	155
Total	22	101	58	9	181	19	65	10	5	94	41	75	14	7	130	49	56	20	5	125	26	530	556
12:00	10	26	13	4	49	6	14	2	3	22	8	21	3	1	32	9	14	4	2	27	10	130	140
12:15	5	17	13	2	35	7	11	3	2	21	10	30	2	3	42	10	11	1	0	22	7	120	127
12:30	3	31	13	2	47	15	35	1	0	51	25	27	10	2	62	13	19	3	2	35	6	195	201
12:45	5	22	13	2	40	13	27	6	1	46	8	30	7	1	45	7	18	5	2	30	6	161	167
Total	23	96	52	10	171	41	87	12	6	140	51	108	22	7	181	39	62	13	6	114	29	606	635
13:00	5	17	16	1	38	22	27	9	1	58	11	22	7	0	40	15	16	3	0	34	2	170	172
13:15	8	27	13	5	48	5	22	3	1	30	18	14	4	1	36	17	13	12	3	42	10	156	166
13:30	5	27	14	1	46	4	30	7	2	41	14	16	5	2	35	20	33	10	3	63	8	185	193
13:45	12	30	20	0	62	15	17	3	1	35	17	26	3	2	46	23	15	10	2	48	5	191	196
Total	30	101	63	7	194	46	96	22	5	164	60	78	19	5	157	75	77	35	8	187	25	702	727
14:00	5	11	5	0	21	5	14	6	0	25	21	24	9	1	54	11	15	10	3	36	4	136	140
14:15	7	17	19	1	43	7	14	3	0	24	16	24	8	3	48	21	31	8	4	60	8	175	183
14:30	9	33	16	2	58	2	10	4	0	16	12	35	4	0	51	15	32	6	3	53	5	178	183
14:45	4	27	14	1	45	8	24	3	0	35	16	29	7	2	52	16	34	8	1	58	4	190	194
Total	25	88	54	4	167	22	62	16	0	100	65	112	28	6	205	63	112	32	11	207	21	679	700
15:00	6	35	13	0	54	2	13	5	1	20	18	44	10	3	72	22	46	12	5	80	9	226	235
15:15	4	24	13	2	41	5	23	2	1	30	16	80	9	2	105	24	58	7	3	89	8	265	273
15:30	12	30	16	0	58	4	9	3	0	16	15	54	6	1	75	31	51	11	3	93	4	242	246
15:45	1	20	21	1	42	13	34	3	3	50	24	73	16	2	113	30	44	14	3	88	9	293	302
Total	23	109	63	3	195	24	79	13	5	116	73	251	41	8	365	107	199	44	14	350	30	1026	1056
16:00	5	41	10	1	56	6	43	2	0	51	51	95	21	0	167	50	71	12	4	133	5	407	412
16:15	8	25	13	0	46	2	19	6	0	27	24	106	22	1	152	48	68	21	3	137	4	362	366
16:30	14	42	21	1	77	16	55	7	4	78	58	128	37	1	223	44	72	17	3	133	9	511	520
16:45	5	37	23	1	65	15	54	7	1	76	35	172	28	3	235	52	108	13	3	173	8	549	557
Total	32	145	67	3	244	39	171	22	5	232	168	501	108	5	777	194	319	63	13	576	26	1829	1855
17:00	15	43	13	2	71	9	57	9	2	75	59	143	30	3	232	48	71	15	3	134	10	512	522
17:15	13	36	20	1	69	8	32	3	0	43	26	66	8	2	100	55	97	22	2	174	5	386	391
17:30	7	28	25	0	60	8	31	8	0	47	37	143	33	2	213	65	83	21	2	169	4	489	493
17:45	8	32	20	0	60	8	44	4	3	56	24	109	34	1	167	38	86	16	0	140	4	423	427
Total	43	139	78	3	260	33	164	24	5	221	146	461	105	8	712	206	337	74	7	617	23	1810	1833
18:00	10	29	20	2	59	2	10	2	0	14	25	78	11	0	114	37	59	14	0	110	2	297	299
18:15	5	33	13	1	51	6	46	5	1	57	24	72	15	1	111	54	55	14	1	123	4	342	346
18:30	4	30	11	0	45	12	54	2	0	68	39	74	15	0	128	18	32	11	1	61	1	302	303
18:45	4	26	15	0	45	13	22	8	1	43	19	73	16	1	108	17	33	8	1	58	3	254	257
Total	23	118	59	3	200	33	132	17	2	182	107	297	57	2	461	126	179	47	3	352	10	1195	1205

Anoka County Highway Department

Traffic Engineering Section Traffic Volume and Turning Movement Study

File Name : TMC0931
Site Code : 09310202
Start Date : 7/28/2009
Page No : 2

Weather: WARM/SUNNY
Counter: DB-400
Printed by: Jake/Laura

Groups Printed- Unshifted - Bank 1

Start Time	CSAH 49 Southbound					CSAH 32 Westbound					CSAH 49 Northbound					CSAH 32 Eastbound					Exclu. Total	Inclu. Total	Int. Total
	Left	Thru	Right	Heavy	App. Total	Left	Thru	Right	Heavy	App. Total	Left	Thru	Right	Heavy	App. Total	Left	Thru	Right	Heavy	App. Total			
19:00	2	13	7	0	22	8	32	4	0	44	14	44	17	2	75	21	36	7	0	64	2	205	207
19:15	3	14	18	1	35	8	30	11	1	49	12	37	9	0	58	21	24	12	0	57	2	199	201
19:30	8	18	16	0	42	8	18	4	0	30	13	65	7	0	85	21	27	18	1	66	1	223	224
19:45	7	17	15	0	39	6	16	5	0	27	14	14	7	0	35	13	21	14	0	48	0	149	149
Total	20	62	56	1	138	30	96	24	1	150	53	160	40	2	253	76	108	51	1	235	5	776	781
20:00	4	11	16	0	31	2	13	4	0	19	11	13	4	1	28	18	21	4	0	43	1	121	122
20:15	5	20	10	1	35	2	5	2	1	9	16	13	3	0	32	23	18	2	0	43	2	119	121
20:30	5	21	15	0	41	7	9	1	0	17	9	11	12	0	32	7	12	9	0	28	0	118	118
20:45	5	25	10	0	40	7	13	5	0	25	24	31	14	1	69	14	18	6	1	38	2	172	174
Total	19	77	51	1	147	18	40	12	1	70	60	68	33	2	161	62	69	21	1	152	5	530	535
21:00	1	8	10	0	19	6	25	3	0	34	13	36	9	1	58	15	19	13	0	47	1	158	159
21:15	3	19	5	0	27	2	19	1	0	22	17	22	6	0	45	22	39	6	1	67	1	161	162
21:30	7	12	7	0	26	3	10	5	0	18	9	16	5	0	30	21	27	16	1	64	1	138	139
21:45	8	13	7	0	28	4	10	3	0	17	5	16	5	0	26	20	20	10	0	50	0	121	121
Total	19	52	29	0	100	15	64	12	0	91	44	90	25	1	159	78	105	45	2	228	3	578	581
Grand Total	389	2145	1171	98	3705	600	1563	213	52	2376	963	2321	508	55	3792	1240	2010	629	106	3879	311	13752	14063
Apprch %	10.5	57.9	31.6			25.3	65.8	9			25.4	61.2	13.4			32	51.8	16.2					
Total %	2.8	15.6	8.5		26.9	4.4	11.4	1.5		17.3	7	16.9	3.7		27.6	9	14.6	4.6		28.2	2.2	97.8	
Unshifted	389	2145	1171		3803	600	1563	213		2428	963	2321	508		3847	1240	2010	629		3985	0	0	14063
% Unshifted	100	100	100	100	100	100	100	100	100	100	100	100	100	100	100	100	100	100	100	100	0	0	100
Bank 1	0	0	0		0	0	0	0		0	0	0	0		0	0	0	0		0	0	0	0
% Bank 1	0	0	0		0	0	0	0		0	0	0	0		0	0	0	0		0	0	0	0

Start Time	CSAH 49 Southbound				CSAH 32 Westbound				CSAH 49 Northbound				CSAH 32 Eastbound				Int. Total
	Left	Thru	Right	App. Total	Left	Thru	Right	App. Total	Left	Thru	Right	App. Total	Left	Thru	Right	App. Total	
Hour Analysis From 06:00 to 11:45 - Peak 1 of 1																	
Peak Hour for Entire Intersection Begins at 07:00																	
07:00	1	95	40	136	19	29	0	48	6	1	0	7	0	17	9	26	217
07:15	9	105	41	155	27	64	2	93	0	1	0	1	8	22	18	48	297
07:30	7	103	31	141	20	49	2	71	5	7	0	12	8	37	19	64	288
07:45	11	92	48	151	59	56	4	119	2	3	0	5	12	36	14	62	337
Total Volume	28	395	160	583	125	198	8	331	13	12	0	25	28	112	60	200	1139
% App. Total	4.8	67.8	27.4		37.8	59.8	2.4		52	48	0		14	56	30		
PHF	.636	.940	.833	.940	.530	.773	.500	.695	.542	.429	.000	.521	.583	.757	.789	.781	.845

Peak Hour Analysis From 12:00 to 21:45 - Peak 1 of 1																	
Peak Hour for Entire Intersection Begins at 16:30																	
16:30	14	42	21	77	16	55	7	78	58	128	37	223	44	72	17	133	511
16:45	5	37	23	65	15	54	7	76	35	172	28	235	52	108	13	173	549
17:00	15	43	13	71	9	57	9	75	59	143	30	232	48	71	15	134	512
17:15	13	36	20	69	8	32	3	43	26	66	8	100	55	97	22	174	386
Total Volume	47	158	77	282	48	198	26	272	178	509	103	790	199	348	67	614	1958
% App. Total	16.7	56	27.3		17.6	72.8	9.6		22.5	64.4	13		32.4	56.7	10.9		
PHF	.783	.919	.837	.916	.750	.868	.722	.872	.754	.740	.696	.840	.905	.806	.761	.882	.892

**ANOKA COUNTY HIGHWAY
PC-WARRANTS
TRAFFIC SIGNAL WARRANT ANALYSIS**

Study Name : **TMC0931**
Study Date : **07/31/09**
Page No. : **1**

Signal Warrants - Summary

Major Street Approaches

Northbound: CSAH 49

Number of Lanes: 2
Approach Speed: 50
Total Approach Volume: 3,792

Southbound: CSAH 49

Number of Lanes: 2
Approach Speed: 50
Total Approach Volume: 3,705

Minor Street Approaches

Eastbound: CSAH 32

Number of Lanes: 2

Total Approach Volume: 3,879

Westbound: CSAH 32

Number of Lanes: 2

Total Approach Volume: 2,376

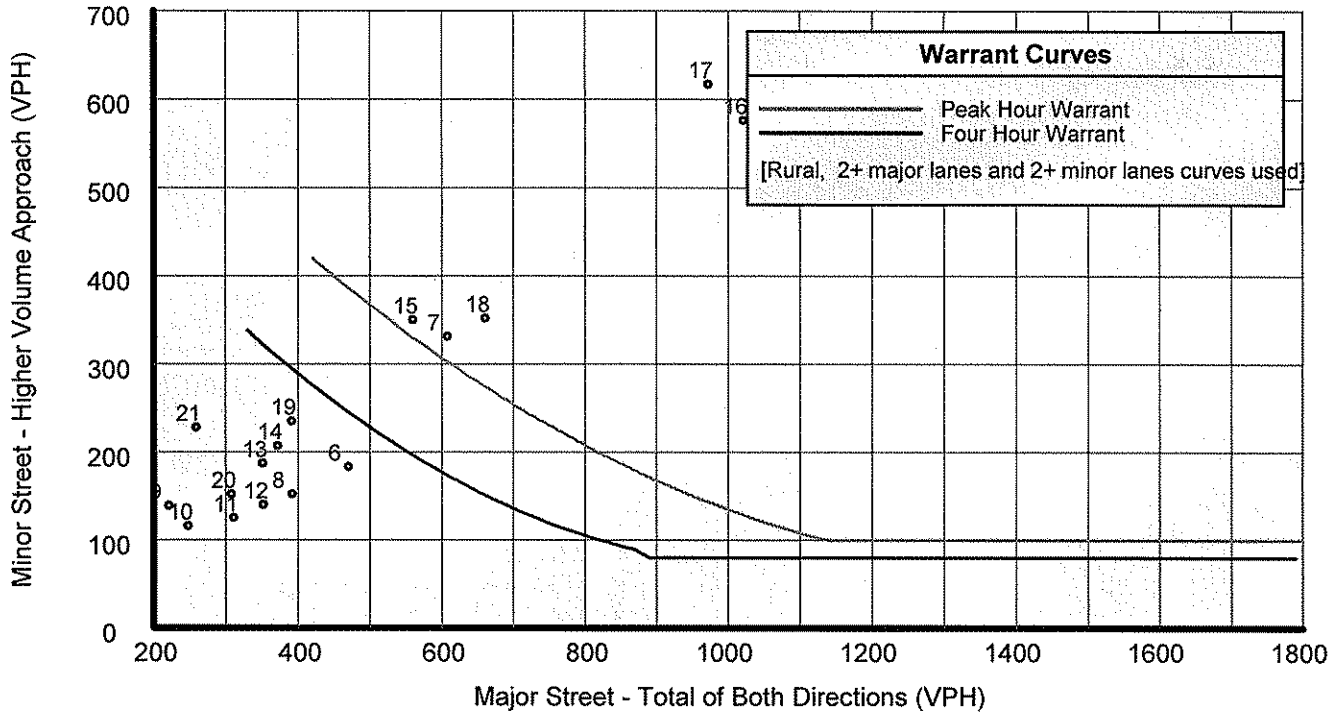
Warrant Summary (Rural values apply.)

Warrant 1 - Eight Hour Vehicular Volumes	Not Satisfied
Warrant 1A - Minimum Vehicular Volume	Not Satisfied
Required volumes reached for 6 hours, 8 are needed	
Warrant 1B - Interruption of Continuous Traffic	Not Satisfied
Required volumes reached for 3 hours, 8 are needed	
Warrant 1 A&B - Combination of Warrants	Not Satisfied
Required volumes reached for 5 hours, 8 are needed	
Warrant 2 - Four Hour Volumes	Satisfied
Number of hours (5) volumes exceed minimum >= minimum required (4).	
Warrant 3 - Peak Hour	Satisfied
Warrant 3A - Peak Hour Delay	Satisfied
Number of hours (23) volumes exceed minimum >= required (1). Delay data not evaluated.	
Warrant 3B - Peak Hour Volumes	Satisfied
Volumes exceed minimums for at least one hour.	
Warrant 4 - Pedestrian Volumes	Not Evaluated
Warrant 5 - School Crossing	Not Evaluated
Warrant 6 - Coordinated Signal System	Not Evaluated
Warrant 7 - Crash Experience	Not Evaluated
Warrant 8 - Roadway Network	Not Evaluated

ANOKA COUNTY HIGHWAY PC-WARRANTS TRAFFIC SIGNAL WARRANT ANALYSIS

Study Name : TMC0931
Study Date : 07/31/09
Page No. : 2

Signal Warrants - Summary



Analysis of 8-Hour Volume Warrants:

Hour Begin	Major Total	Higher Minor Vol	Dir	War-1A			War-1B			War-1A&B		
				Major Crit	Minor Crit	Meets?	Major Crit	Minor Crit	Meets?	Major Crit	Minor Crit	Meets?
00:00	0	0	EB	420-No	140-No	---	630-No	70-No	---	504-No	112-No	---
01:00	0	0	EB	420-No	140-No	---	630-No	70-No	---	504-No	112-No	---
02:00	0	0	EB	420-No	140-No	---	630-No	70-No	---	504-No	112-No	---
03:00	0	0	EB	420-No	140-No	---	630-No	70-No	---	504-No	112-No	---
04:00	0	0	EB	420-No	140-No	---	630-No	70-No	---	504-No	112-No	---
05:00	0	0	EB	420-No	140-No	---	630-No	70-No	---	504-No	112-No	---
06:00	470	183	WB	420-Yes	140-Yes	Both	630-No	70-Yes	Minor	504-No	112-Yes	Minor
07:00	608	331	WB	420-Yes	140-Yes	Both	630-No	70-Yes	Minor	504-Yes	112-Yes	Both
08:00	392	152	EB	420-No	140-Yes	Minor	630-No	70-Yes	Minor	504-No	112-Yes	Minor
09:00	221	139	EB	420-No	140-No	---	630-No	70-Yes	Minor	504-No	112-Yes	Minor
10:00	248	116	EB	420-No	140-No	---	630-No	70-Yes	Minor	504-No	112-Yes	Minor
11:00	311	125	EB	420-No	140-No	---	630-No	70-Yes	Minor	504-No	112-Yes	Minor
12:00	352	140	WB	420-No	140-Yes	Minor	630-No	70-Yes	Minor	504-No	112-Yes	Minor
13:00	351	187	EB	420-No	140-Yes	Minor	630-No	70-Yes	Minor	504-No	112-Yes	Minor
14:00	372	207	EB	420-No	140-Yes	Minor	630-No	70-Yes	Minor	504-No	112-Yes	Minor
15:00	560	350	EB	420-Yes	140-Yes	Both	630-No	70-Yes	Minor	504-Yes	112-Yes	Both
16:00	1,021	576	EB	420-Yes	140-Yes	Both	630-Yes	70-Yes	Both	504-Yes	112-Yes	Both
17:00	972	617	EB	420-Yes	140-Yes	Both	630-Yes	70-Yes	Both	504-Yes	112-Yes	Both
18:00	661	352	EB	420-Yes	140-Yes	Both	630-Yes	70-Yes	Both	504-Yes	112-Yes	Both
19:00	391	235	EB	420-No	140-Yes	Minor	630-No	70-Yes	Minor	504-No	112-Yes	Minor
20:00	308	152	EB	420-No	140-Yes	Minor	630-No	70-Yes	Minor	504-No	112-Yes	Minor
21:00	259	228	EB	420-No	140-Yes	Minor	630-No	70-Yes	Minor	504-No	112-Yes	Minor
22:00	0	0	EB	420-No	140-No	---	630-No	70-No	---	504-No	112-No	---
23:00	0	0	EB	420-No	140-No	---	630-No	70-No	---	504-No	112-No	---

**ANOKA COUNTY HIGHWAY
PC-WARRANTS
TRAFFIC SIGNAL WARRANT ANALYSIS**

Study Name : **TMC0931**
Study Date : **07/31/09**
Page No. : **1**

Multi-Way Stop Warrant Report

Major Street Approaches

Northbound: CSAH 49

Total Approach Volume: **3,792**
Approach Speed: **50**

Southbound: CSAH 49

Total Approach Volume: **3,705**
Approach Speed: **50**

Minor Street Approaches

Eastbound: CSAH 32

Total Approach Volume: **3,879**

Westbound: CSAH 32

Total Approach Volume: **2,376**

Warrant Summary

Criteria A - Interim Measure **Not Evaluated**
If traffic signals are justified, stop signs can be installed as an interim measure.

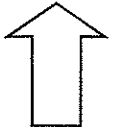
Criteria B - Crash Experience **Not Evaluated**

Criteria C - Minimum Volumes and Delays **Satisfied**
Delay data not evaluated
Required volumes reached for 16 hours, 8 are needed

Criteria D - 80% of Volumes, Delays, and Crashes **Not Evaluated**
Delay data not evaluated
Number of crashes (-1) is less than the minimum required (4).
Required volumes reached for 16 hours, 8 are needed

Analysis of 8 Hour Volume Warrants:

Time	Major Total	Minor Total	Crit C			Crit D		
			Major	Minor Crit	Meets?	Major Crit	Minor Crit	Meets?
05:45 - 06:45	326	237	210-Yes	140-Yes	Both	240-Yes	160-Yes	Both
06:45 - 07:45	596	425	210-Yes	140-Yes	Both	240-Yes	160-Yes	Both
07:45 - 08:45	468	402	210-Yes	140-Yes	Both	240-Yes	160-Yes	Both
08:45 - 09:45	244	239	210-Yes	140-Yes	Both	240-Yes	160-Yes	Both
09:45 - 10:45	252	215	210-Yes	140-Yes	Both	240-Yes	160-Yes	Both
10:45 - 11:45	270	199	210-Yes	140-Yes	Both	240-Yes	160-Yes	Both
11:45 - 12:45	361	232	210-Yes	140-Yes	Both	240-Yes	160-Yes	Both
12:45 - 13:45	328	344	210-Yes	140-Yes	Both	240-Yes	160-Yes	Both
13:45 - 14:45	383	297	210-Yes	140-Yes	Both	240-Yes	160-Yes	Both
14:45 - 15:45	502	421	210-Yes	140-Yes	Both	240-Yes	160-Yes	Both
15:45 - 16:45	876	697	210-Yes	140-Yes	Both	240-Yes	160-Yes	Both
16:45 - 17:45	1,045	891	210-Yes	140-Yes	Both	240-Yes	160-Yes	Both
17:45 - 18:45	735	629	210-Yes	140-Yes	Both	240-Yes	160-Yes	Both
18:45 - 19:45	470	411	210-Yes	140-Yes	Both	240-Yes	160-Yes	Both
19:45 - 20:45	273	234	210-Yes	140-Yes	Both	240-Yes	160-Yes	Both
20:45 - 21:45	314	315	210-Yes	140-Yes	Both	240-Yes	160-Yes	Both
00:00 - 01:00	0	0	210-No	140-No	No	240-No	160-No	No
00:15 - 01:15	0	0	210-No	140-No	No	240-No	160-No	No
00:30 - 01:30	0	0	210-No	140-No	No	240-No	160-No	No
00:45 - 01:45	0	0	210-No	140-No	No	240-No	160-No	No
01:00 - 02:00	0	0	210-No	140-No	No	240-No	160-No	No
01:15 - 02:15	0	0	210-No	140-No	No	240-No	160-No	No
01:30 - 02:30	0	0	210-No	140-No	No	240-No	160-No	No
01:45 - 02:45	0	0	210-No	140-No	No	240-No	160-No	No



NORTH

COUNT LOCATION:

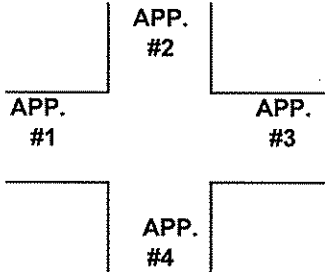
CSAH 49 (HODGSON RD.)

DATE:

7/30/2009

@ CSAH 32 (85TH/CR J)

APP. #1 = CSAH 32
APP. #2 = CSAH 49
APP. #3 = CSAH 32
APP. #4 = CSAH 49



- HEAVY VEHICLE- ANY VEHICLE HAVING MORE THAN FOUR TIRES TOUCHING THE PAVEMENT
- A. TRUCKS- A HEAVY VEHICLE INVOLVED PRIMARILY IN THE TRANSPORT OF GOODS OR IN THE DELIVERY OF A SERVICE.
 - B. RV- A HEAVY VEHICLE OPERATED BY A PRIVATE MOTORIST AND INVOLVED IN THE TRANSPORT OF RECREATIONAL EQUIPMENT OR FACILITIES.
 - C. BUSES- A HEAVY VEHICLE INVOLVED IN THE TRANSPORTATION OF GROUPS OF PEOPLE.

TIME	PEDESTRIANS					HEAVY VEHICLES		
	APP. #1	APP. #2	APP. #3	APP. #4	15 MIN TOT	TRUCKS	RV	BUS
6:00-6:15AM						2		
6:15-6:30						4		5
6:30-6:45						4		2
6:45-7:00	1				1	6		1
HOURLY TOTAL					1	HOURLY TOTAL		24
7:00-7:15						4		1
7:15-7:30						5		
7:30-7:45		1			1	3		1
7:45-8:00						4		1
HOURLY TOTAL					1	HOURLY TOTAL		19
8:00-8:15	1				1	3		
8:15-8:30						3		1
8:30-8:45						3		4
8:45-9:00						5		2
HOURLY TOTAL					1	HOURLY TOTAL		21
9:00-9:15						2		1
9:15-9:30				1	1	4		1
9:30-9:45						7		
9:45-10:00						8		
HOURLY TOTAL					1	HOURLY TOTAL		23
10:00-10:15				2	2	5		2
10:15-10:30				2	2	5		
10:30-10:45						5		
10:45-11:00						4		
HOURLY TOTAL					4	HOURLY TOTAL		21
11:00-11:15				3	3	9		
11:15-11:30						2		
11:30-11:45		1			1	6		1
11:45-12:00						7		
HOURLY TOTAL					4	HOURLY TOTAL		25
12:00-12:15						8		2
12:15-12:30						7		
12:30-12:45						6		
12:45-1:00						5		
HOURLY TOTAL						HOURLY TOTAL		28
1:00-1:15						2		
1:15-1:30						7		3
1:30-1:45						8		
1:45-2:00						5		
HOURLY TOTAL						HOURLY TOTAL		25
TOTAL					12	TOTAL		186

1
2
3
4
5
6
7
8
9
10
11
12
13
14
15
16
17
18
19
20
21
22
23
24
25
26
27
28
29
30
31
32



NORTH

COUNT LOCATION:

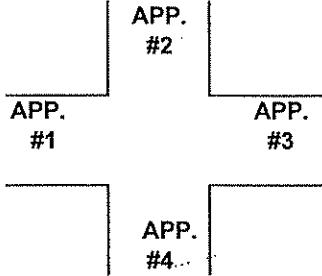
CSAH 49 (HODGSON RD.)

DATE:

7/28/2009

@ CSAH 32 (85TH/CR J)

APP. #1 = CSAH 32
APP. #2 = CSAH 49
APP. #3 = CSAH 32
APP. #4 = CSAH 49



- HEAVY VEHICLE- ANY VEHICLE HAVING MORE THAN FOUR TIRES TOUCHING THE PAVEMENT
- A. TRUCKS- A HEAVY VEHICLE INVOLVED PRIMARILY IN THE TRANSPORT OF GOODS OR IN THE DELIVERY OF A SERVICE.
 - B. RV- A HEAVY VEHICLE OPERATED BY A PRIVATE MOTORIST AND INVOLVED IN THE TRANSPORT OF RECREATIONAL EQUIPMENT OR FACILITIES.
 - C. BUSES- A HEAVY VEHICLE INVOLVED IN THE TRANSPORTATION OF GROUPS OF PEOPLE.

TIME	PEDESTRIANS					HEAVY VEHICLES		
	APP. #1	APP. #2	APP. #3	APP. #4	15 MIN TOT	TRUCKS	RV	BUS
2:00-2:15PM	1					4		
2:15-2:30						9		
2:30-2:45		2		1		4		1
2:45-3:00				3		4		
HOURLY TOTAL					7	HOURLY TOTAL		22
3:00-3:15				1		7		2
3:15-3:30				1		6		
3:30-3:45	2			1		5		
3:45-4:00						9		
HOURLY TOTAL					5	HOURLY TOTAL		29
4:00-4:15				4		4		1
4:15-4:30			1	3		2		2
4:30-4:45				1		7		2
4:45-5:00			1			4		3
HOURLY TOTAL					10	HOURLY TOTAL		25
5:00-5:15	2			9		7		2
5:15-5:30						5		
5:30-5:45				5		3		1
5:45-6:00				4		3		1
HOURLY TOTAL					20	HOURLY TOTAL		22
6:00-6:15		1		4		2		
6:15-6:30				2		4		
6:30-6:45						1		
6:45-7:00			1	3		3		
HOURLY TOTAL					11	HOURLY TOTAL		10
7:00-7:15				3		2		
7:15-7:30	1	2	1	3		2		
7:30-7:45				2		1		
7:45-8:00				3				
HOURLY TOTAL					15	HOURLY TOTAL		5
8:00-8:15				6		1		1
8:15-8:30				1		2		
8:30-8:45				2				
8:45-9:00						1	1	
HOURLY TOTAL					9	HOURLY TOTAL		6
9:00-9:15						1		
9:15-9:30				3		1		
9:30-9:45						1		
9:45-10:00								
HOURLY TOTAL					3	HOURLY TOTAL		3
TOTAL					92	TOTAL		308

1
2
3
4
5
6
7
8
9
10
11
12
13
14
15
16
17
18
19
20
21
22
23
24
25
26
27
28
29
30
31
32