


Date : 07/15/09

Count Number : TMC0932

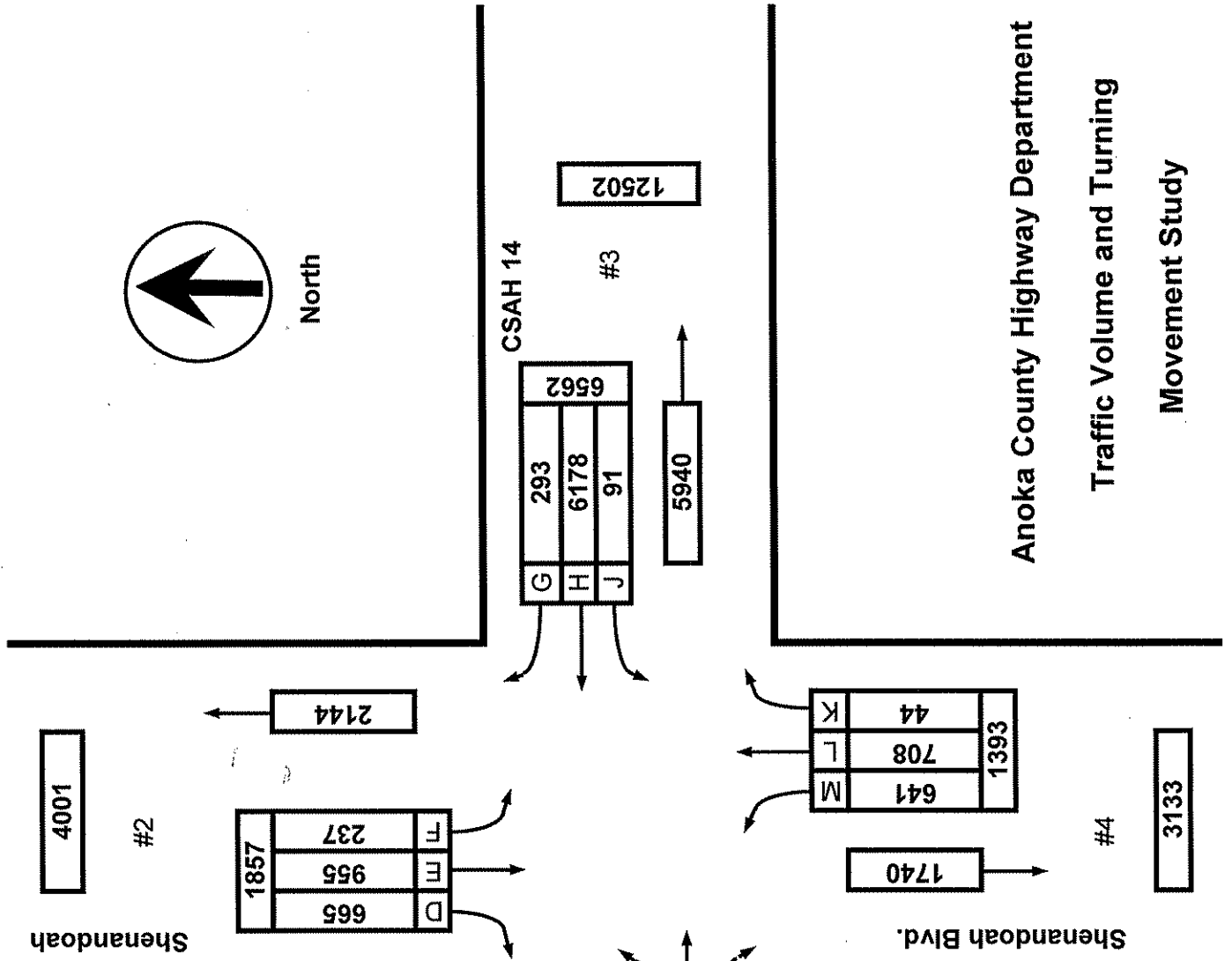
Location : CSAH 14 (Main St.)

@ Shenandoah Blvd.

Collection Period : 6:00AM - 10:00PM



North



	EXISTING LANES OF APPROACH			TOTAL
	RIGHT TURN LANE	LEFT TURN LANE	THRU LANES	
#1	1	1	1	3
#2	1	0	1	2
#3	1	1	1	3
#4	1	0	1	2

Anoka County Highway Department  
 Traffic Volume and Turning  
 Movement Study

G	293
H	6178
J	91
6562	

5940

12502

D	665
F	955
T	237
1857	

2144

4001

M	641
L	708
K	44
1393	

1740

3133

A	694
B	5659
C	1143
7496	

7484

14980

Date : 07/15/09


Count Number : TMC0932

Location : CSAH 14 (Main St.)

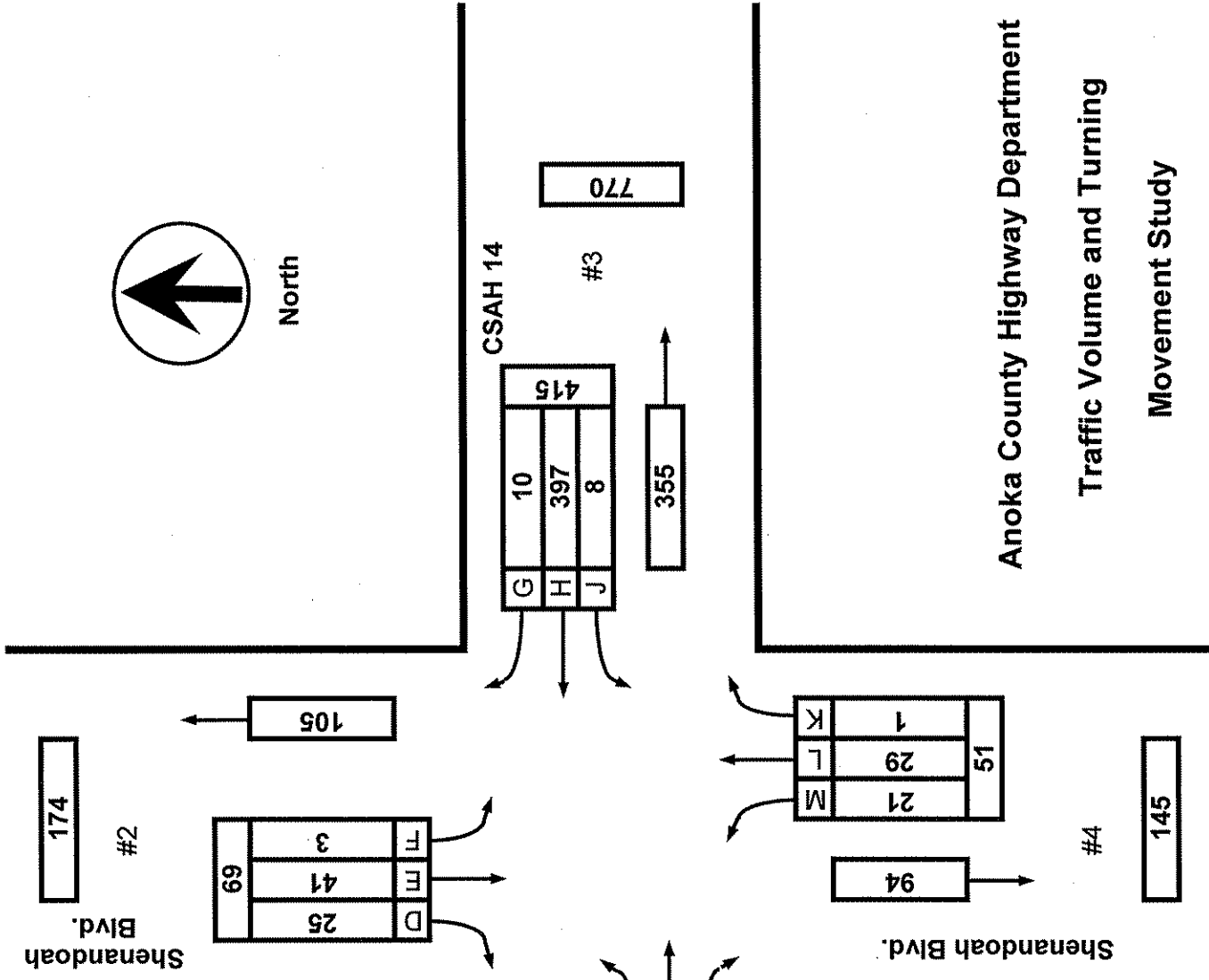
@ Shenandoah Blvd.

Collection Period : AM PEAK

Hour : 11:00 AM-12:00 PM



North



#1

905	
462	
A	45
B	351
C	66

CSAH 14

#2

174	
69	
D	25
E	41
F	3

Shenandoah Blvd.

#3

770	
355	
G	10
H	397
J	8

CSAH 14

#4


145	
94	
M	21
L	29
K	1

Shenandoah Blvd.

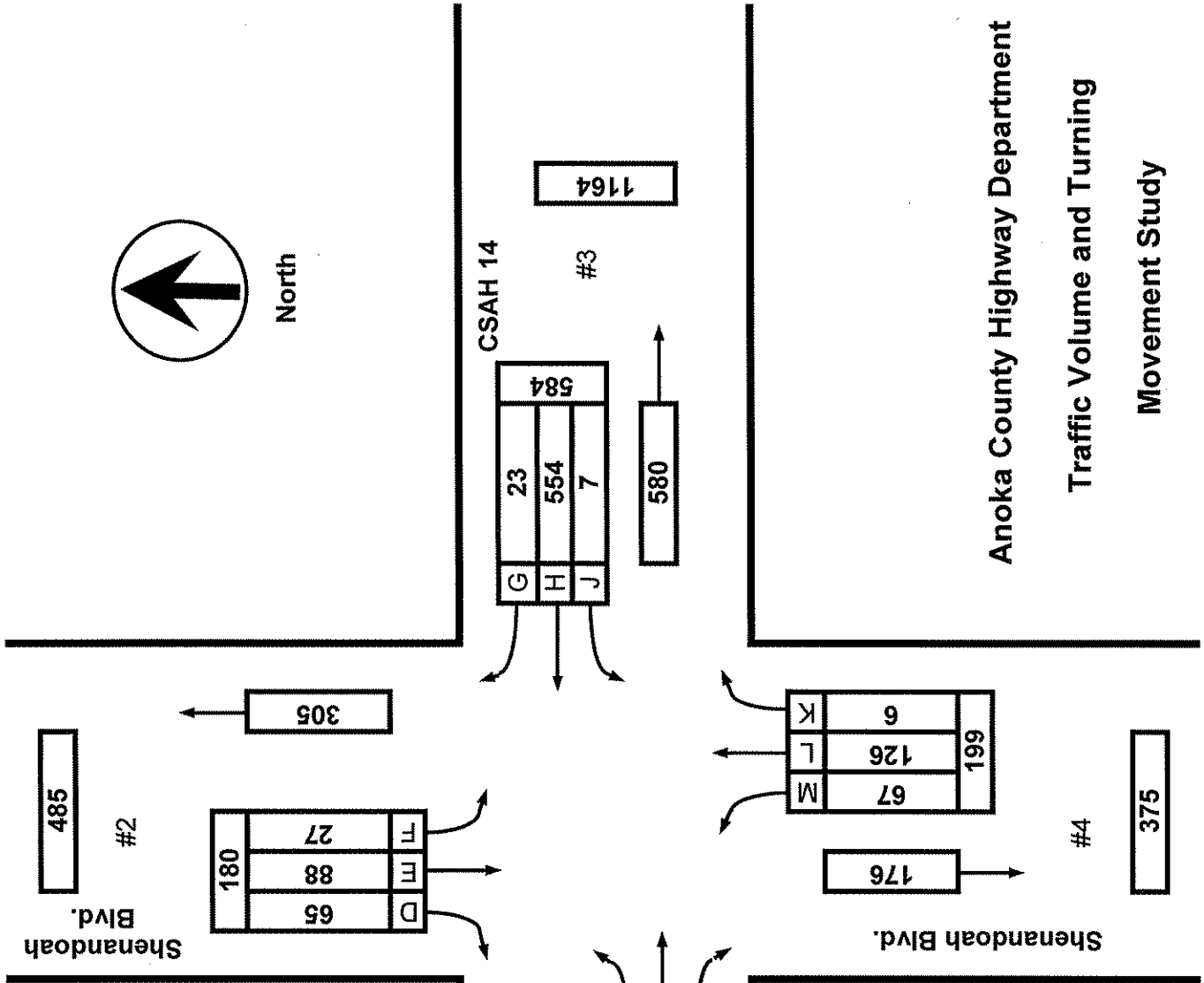
EXISTING LANES OF APPROACH				
	RIGHT TURN LANE	LEFT TURN LANE	THRU LANES	TOTAL
#1	1	1	1	3
#2	1	0	1	2
#3	1	1	1	3
#4	1	0	1	2

Anoka County Highway Department  
 Traffic Volume and Turning  
 Movement Study

Date : 07/15/09  
 Count Number : TMC0932  
 Location : CSAH 14 (Main St.)  
 @ Shenandoah Blvd.  
 Collection Period : PM PEAK  
 Hour : 5:15-6:15 PM



North



EXISTING LANES OF APPROACH				TOTAL
	RIGHT TURN LANE	LEFT TURN LANE	THRU LANES	
#1	1	1	1	3
#2	1	0	1	2
#3	1	1	1	3
#4	1	0	1	2

Anoka County Highway Department  
 Traffic Volume and Turning  
 Movement Study

# Anoka County Highway Department

## Traffic Engineering Section

### Traffic Volume and Turning Movement Study

Weather: SUNNY/WARM

Counter: DB-400

Counted by: Jake/Laura

File Name : TMC0932

Site Code : 09320202

Start Date : 7/15/2009

Page No : 1

#### Groups Printed- Unshifted - Bank 1

Start Time	SHENANDOAH BLVD. Southbound					CSAH 14 Westbound					SHENANDOAH BLVD. Northbound					CSAH 14 Eastbound					Exclu. Total	Inclu. Total	Int. Total
	Left	Thru	Right	Heavy	App. Total	Left	Thru	Right	Heavy	App. Total	Left	Thru	Right	Heavy	App. Total	Left	Thru	Right	Heavy	App. Total			
06:00	2	18	10	0	30	0	46	0	2	46	6	1	0	0	7	1	38	0	1	39	3	122	125
06:15	7	36	13	1	56	1	63	2	0	66	3	2	0	0	5	4	43	5	0	52	1	179	180
06:30	7	48	21	0	76	1	100	1	4	102	5	0	0	1	5	4	54	15	2	73	7	256	263
06:45	9	34	13	0	56	1	78	2	0	81	8	2	1	1	11	6	89	9	3	104	4	252	256
Total	25	136	57	1	218	3	287	5	6	295	22	5	1	2	28	15	224	29	6	268	15	809	824
07:00	10	43	9	1	62	1	55	3	1	59	6	0	0	0	6	2	45	6	2	53	4	180	184
07:15	6	26	12	0	44	0	75	5	2	80	7	2	0	0	9	4	72	13	2	89	4	222	226
07:30	5	34	12	1	51	2	75	3	2	80	16	3	0	0	19	2	99	10	5	111	8	261	269
07:45	11	43	17	0	71	1	101	1	2	103	8	0	0	0	8	6	98	18	9	122	11	304	315
Total	32	146	50	2	228	4	306	12	7	322	37	5	0	0	42	14	314	47	18	375	27	967	994
08:00	7	33	16	0	56	1	85	4	2	90	6	3	0	0	9	2	28	8	3	38	5	193	198
08:15	5	17	12	0	34	1	57	6	6	64	9	2	2	2	13	7	61	10	3	78	11	189	200
08:30	1	22	10	0	33	0	95	4	4	99	9	5	0	0	14	2	37	2	2	41	6	187	193
08:45	4	19	10	0	33	1	83	4	2	88	11	2	0	0	13	7	37	2	1	46	3	180	183
Total	17	91	48	0	156	3	320	18	14	341	35	12	2	2	49	18	163	22	9	203	25	749	774
09:00	3	15	7	1	25	0	76	7	12	83	3	1	1	0	5	0	43	5	2	48	15	161	176
09:15	2	14	6	0	22	0	87	2	5	89	9	4	0	1	13	10	82	8	4	100	10	224	234
09:30	2	7	5	1	14	1	76	5	2	82	8	6	0	0	14	11	64	7	6	82	9	192	201
09:45	2	11	12	0	25	3	97	3	4	103	11	1	0	0	12	9	54	6	3	69	7	209	216
Total	9	47	30	2	86	4	336	17	23	357	31	12	1	1	44	30	243	26	15	299	41	786	827
10:00	2	9	5	1	16	3	86	4	4	93	11	9	0	2	20	5	23	4	0	32	7	161	168
10:15	2	1	11	1	14	5	75	4	6	84	10	2	0	1	12	7	68	8	2	83	10	193	203
10:30	4	10	8	0	22	0	100	3	7	103	13	3	3	0	19	12	86	11	6	109	13	253	266
10:45	3	9	8	0	20	2	100	4	5	106	4	5	1	0	10	10	64	9	13	83	18	219	237
Total	11	29	32	2	72	10	361	15	22	386	38	19	4	3	61	34	241	32	21	307	48	826	874
11:00	2	9	6	0	17	5	101	2	8	108	4	6	0	1	10	6	98	14	8	118	17	253	270
11:15	0	10	4	0	14	0	116	4	6	120	11	11	0	3	22	17	83	8	5	108	14	264	278
11:30	1	9	9	0	19	1	79	0	6	80	4	5	1	1	10	32	104	9	2	145	9	254	263
11:45	0	13	6	0	19	2	101	4	6	107	2	7	0	0	9	11	66	14	2	91	8	226	234
Total	3	41	25	0	69	8	397	10	26	415	21	29	1	5	51	66	351	45	17	462	48	997	1045
12:00	0	4	2	0	6	1	66	1	2	68	18	3	0	1	21	10	55	8	0	73	3	168	171
12:15	0	13	6	0	19	0	68	3	2	71	9	9	1	1	19	20	48	10	5	78	8	187	195
12:30	4	10	9	0	23	0	77	2	1	79	13	15	1	1	29	24	44	4	1	72	3	203	206
12:45	4	9	9	1	22	1	137	2	12	140	4	3	0	0	7	18	77	14	5	109	18	278	296
Total	8	36	26	1	70	2	348	8	17	358	44	30	2	3	76	72	224	36	11	332	32	836	868
13:00	2	14	7	0	23	2	99	3	3	104	8	6	1	0	15	8	73	6	4	87	7	229	236
13:15	8	10	5	2	23	1	97	6	5	104	11	15	1	2	27	24	113	13	8	150	17	304	321
13:30	3	5	17	0	25	1	93	5	4	99	11	5	0	0	16	16	87	3	1	106	5	246	251
13:45	1	9	14	0	24	3	106	4	3	113	17	11	1	0	29	12	112	11	3	135	6	301	307
Total	14	38	43	2	95	7	395	18	15	420	47	37	3	2	87	60	385	33	16	478	35	1080	1115
14:00	1	9	5	0	15	0	137	4	3	141	30	11	0	0	41	16	99	11	0	126	3	323	326
14:15	3	15	18	0	36	1	115	4	5	120	5	0	0	0	5	14	107	14	3	135	8	296	304
14:30	4	9	13	2	26	1	127	5	3	133	5	14	0	1	19	14	111	14	3	139	9	317	326
14:45	3	10	8	1	21	0	121	4	1	125	7	5	1	1	13	12	156	9	3	177	6	336	342
Total	11	43	44	3	98	2	500	17	12	519	47	30	1	2	78	56	473	48	9	577	26	1272	1298
15:00	3	10	12	1	25	2	117	8	4	127	6	3	1	0	10	32	115	9	2	156	7	318	325
15:15	2	12	12	0	26	3	123	7	2	133	8	9	1	0	18	25	76	15	3	116	5	293	298
15:30	4	11	10	0	25	3	132	10	6	145	11	26	1	0	38	15	122	8	1	145	7	353	360
15:45	2	6	11	0	19	2	121	7	10	130	9	14	3	0	26	25	122	11	2	158	12	333	345
Total	11	39	45	1	95	10	493	32	22	535	34	52	6	0	92	97	435	43	8	575	31	1297	1328
16:00	10	12	13	0	35	4	121	12	2	137	23	27	2	0	52	33	159	16	1	208	3	432	435
16:15	1	11	9	0	21	3	121	6	0	130	13	22	2	0	37	36	159	13	4	208	4	396	400
16:30	1	8	18	0	27	2	121	7	3	130	20	27	0	0	47	42	142	26	1	210	4	414	418
16:45	7	18	8	0	33	2	137	11	4	150	15	38	2	0	55	30	128	17	0	175	4	413	417
Total	19	49	48	0	116	11	500	36	9	547	71	114	6	0	191	141	588	72	6	801	15	1655	1670
17:00	5	17	9	0	31	2	160	2	3	164	19	24	0	0	43	13	121	2	2	136	5	374	379
17:15	11	18	19	0	48	2	155	7	0	164	17	41	1	1	59	46	149	19	1	214	2	485	487
17:30	3	18	18	0	39	2	130	8	0	140	17	29	1	0	47	25	138	21	2	184	2	410	412
17:45	5	31	9	0	45	2	152	5	2	159	21	27	1	1	49	28	124	17	1	169	4	422	426
Total	24	84	55	0	163	8	597	22	5	627	74	121	3	2	198	112	532	59	6	703	13	1691	1704
18:00	8	21	19	0	48	1	117	3	1	121	12	29	3	1	44	57	136	24	3	217	5	430	435
18:15	5	22	17	0	44	3	150	5	0	158	11	16	2	0	29	28	93	7	2	128	2	359	361
18:30	5	25	20	0	50	3	114	6	1	123	17	19	3	0	39	31	90	14	1	135	2	347	349
18:45	4	18	18	2	40	0	136	4	0	140	4	21	0	0	25	12	65	15	0	92	2	297	299
Total	22	86	74	2	182	7	517	18	2	542	44	85	8	1	137	128	384	60	6	572	11	1433	1444

# Anoka County Highway Department

## Traffic Engineering Section

### Traffic Volume and Turning Movement Study

File Name : TMC0932

Site Code : 09320202

Start Date : 7/15/2009

Page No : 2

Weather: SUNNY/WARM

Counter: DB-400

Counted by: Jake/Laura

#### Groups Printed - Unshifted - Bank 1

Start Time	SHENANDOAH BLVD. Southbound					CSAH 14 Westbound					SHENANDOAH BLVD. Northbound					CSAH 14 Eastbound					Exclu. Total	Inclu. Total	Int. Total
	Left	Thru	Right	Heavy	App. Total	Left	Thru	Right	Heavy	App. Total	Left	Thru	Right	Heavy	App. Total	Left	Thru	Right	Heavy	App. Total			
19:00	3	5	4	0	12	1	102	5	0	108	13	9	0	0	22	23	93	11	0	127	0	269	269
19:15	4	13	14	0	31	0	103	5	1	108	6	8	1	0	15	22	95	11	0	128	1	282	283
19:30	2	8	18	0	28	1	106	9	1	116	17	8	0	0	25	20	99	11	0	130	1	299	300
19:45	3	16	11	0	30	1	109	6	1	116	8	9	0	0	17	30	110	5	0	145	1	308	309
Total	12	42	47	0	101	3	420	25	3	448	44	34	1	0	79	95	397	38	0	530	3	1158	1161
20:00	4	14	12	0	30	0	64	5	1	69	1	14	0	0	15	32	98	11	0	141	1	255	256
20:15	0	8	7	0	15	2	64	7	0	73	19	32	0	0	51	33	77	20	2	130	2	269	271
20:30	4	7	3	0	14	0	72	4	0	76	6	23	1	1	30	44	125	21	1	190	2	310	312
20:45	2	4	4	0	10	2	49	4	0	55	9	16	3	0	28	22	106	11	0	139	0	232	232
Total	10	33	26	0	69	4	249	20	1	273	35	85	4	1	124	131	406	63	3	600	5	1066	1071
21:00	2	8	5	0	15	0	52	1	0	53	6	14	0	0	20	35	119	21	0	175	0	263	263
21:15	4	5	7	0	16	4	58	13	0	75	6	12	1	0	19	26	118	12	0	156	0	266	266
21:30	3	2	3	0	8	1	42	6	0	49	5	12	0	0	17	13	62	8	0	83	0	157	157
Grand Total	237	955	665	16	1857	91	6178	293	184	6562	641	708	44	24	1393	1143	5659	694	151	7496	375	17308	17683
Apprch %	12.8	51.4	35.8			1.4	94.1	4.5			4.6	50.8	3.2			15.2	75.5	9.3					
Total %	1.4	5.5	3.8		10.7	0.5	35.7	1.7		37.9	3.7	4.1	0.3		8	6.6	32.7	4		43.3	2.1	97.9	
Unshifted	237	955	665		1873	91	6178	293		6746	641	708	44		1417	1143	5659	694		7647	0	0	17683
% Unshifted	100	100	100	100	100	100	100	100	100	100	100	100	100	100	100	100	100	100	100	100	0	0	100
Bank 1	0	0	0	0	0	0	0	0	0	0	0	0	0	0	0	0	0	0	0	0	0	0	0
% Bank 1	0	0	0	0	0	0	0	0	0	0	0	0	0	0	0	0	0	0	0	0	0	0	0

Start Time	SHENANDOAH BLVD. Southbound				CSAH 14 Westbound				SHENANDOAH BLVD. Northbound				CSAH 14 Eastbound				Int. Total
	Left	Thru	Right	App. Total	Left	Thru	Right	App. Total	Left	Thru	Right	App. Total	Left	Thru	Right	App. Total	
Peak Hour Analysis From 06:00 to 11:45 - Peak 1 of 1																	
Peak Hour for Entire Intersection Begins at 11:00																	
11:00	2	9	6	17	5	101	2	108	4	6	0	10	6	98	14	118	253
11:15	0	10	4	14	0	116	4	120	11	11	0	22	17	83	8	108	264
11:30	1	9	9	19	1	79	0	80	4	5	1	10	32	104	9	145	254
11:45	0	13	6	19	2	101	4	107	2	7	0	9	11	66	14	91	226
Total Volume	3	41	25	69	8	397	10	415	21	29	1	51	66	351	45	462	997
% App. Total	4.3	59.4	36.2		1.9	95.7	2.4		41.2	56.9	2		14.3	76	9.7		
PHF	.375	.788	.694	.908	.400	.856	.625	.865	.477	.659	.250	.580	.516	.844	.804	.797	.944

Start Time	SHENANDOAH BLVD. Southbound				CSAH 14 Westbound				SHENANDOAH BLVD. Northbound				CSAH 14 Eastbound				Int. Total
	Left	Thru	Right	App. Total	Left	Thru	Right	App. Total	Left	Thru	Right	App. Total	Left	Thru	Right	App. Total	
Peak Hour Analysis From 12:00 to 21:30 - Peak 1 of 1																	
Peak Hour for Entire Intersection Begins at 17:15																	
17:15	11	18	19	48	2	155	7	164	17	41	1	59	46	149	19	214	485
17:30	3	18	18	39	2	130	8	140	17	29	1	47	25	138	21	184	410
17:45	5	34	9	45	2	152	5	159	21	27	1	49	28	124	17	169	422
18:00	8	21	19	48	1	117	3	121	12	29	3	44	57	136	24	217	430
Total Volume	27	88	65	180	7	554	23	584	67	126	6	199	156	547	81	784	1747
% App. Total	15	48.9	36.1		1.2	94.9	3.9		33.7	63.3	3		19.9	69.8	10.3		
PHF	.614	.710	.855	.938	.875	.894	.719	.890	.798	.768	.500	.843	.684	.918	.844	.903	.901

**ANOKA COUNTY HIGHWAY  
PC-WARRANTS  
TRAFFIC SIGNAL WARRANT ANALYSIS**

Study Name : TMC0932  
Study Date : 07/17/09  
Page No. : 1

**Signal Warrants - Summary**

**Major Street Approaches**

**Eastbound: CSAH 14**  
Number of Lanes: 2  
Approach Speed: 55  
Total Approach Volume: 7,496

**Westbound: CSAH 14**  
Number of Lanes: 2  
Approach Speed: 55  
Total Approach Volume: 6,562

**Minor Street Approaches**

**Northbound: SHENANDOAH BLVD.**  
Number of Lanes: 2  
  
Total Approach Volume: 1,393

**Southbound: SHENANDOAH BLVD.**  
Number of Lanes: 2  
  
Total Approach Volume: 1,857

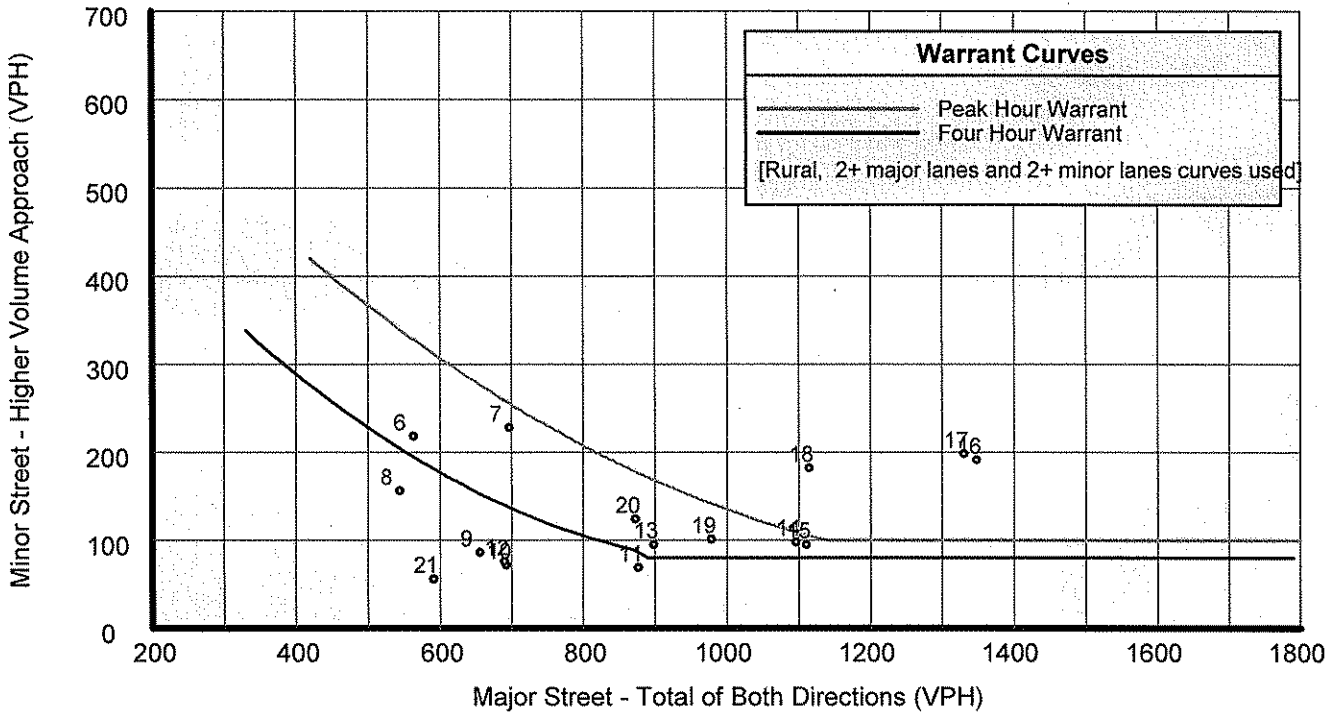
**Warrant Summary (Rural values apply.)**

<b>Warrant 1 - Eight Hour Vehicular Volumes</b> .....	<b>Satisfied</b>
<b>Warrant 1A - Minimum Vehicular Volume</b> ..... Not Satisfied	
Required volumes reached for 6 hours, 8 are needed	
<b>Warrant 1B - Interruption of Continuous Traffic</b> ..... Satisfied	
Required volumes reached for 12 hours, 8 are needed	
<b>Warrant 1 A&amp;B - Combination of Warrants</b> ..... Not Satisfied	
Required volumes reached for 7 hours, 8 are needed	
<b>Warrant 2 - Four Hour Volumes</b> .....	<b>Satisfied</b>
Number of hours (10) volumes exceed minimum >= minimum required (4).	
<b>Warrant 3 - Peak Hour</b> .....	<b>Satisfied</b>
<b>Warrant 3A - Peak Hour Delay</b> ..... Satisfied	
Number of hours (14) volumes exceed minimum >= required (1). Delay data not evaluated.	
<b>Warrant 3B - Peak Hour Volumes</b> ..... Satisfied	
Volumes exceed minimums for at least one hour.	
<b>Warrant 4 - Pedestrian Volumes</b> .....	<b>Not Evaluated</b>
<b>Warrant 5 - School Crossing</b> .....	<b>Not Evaluated</b>
<b>Warrant 6 - Coordinated Signal System</b> .....	<b>Not Evaluated</b>
<b>Warrant 7 - Crash Experience</b> .....	<b>Not Evaluated</b>
<b>Warrant 8 - Roadway Network</b> .....	<b>Not Evaluated</b>

# ANOKA COUNTY HIGHWAY PC-WARRANTS TRAFFIC SIGNAL WARRANT ANALYSIS

Study Name : TMC0932  
Study Date : 07/17/09  
Page No. : 2

## Signal Warrants - Summary



### Analysis of 8-Hour Volume Warrants:

Hour Begin	Major Total	Higher Minor		War-1A			War-1B			War-1A&B		
		Vol	Dir	Major Crit	Minor Crit	Meets?	Major Crit	Minor Crit	Meets?	Major Crit	Minor Crit	Meets?
00:00	0	0	NB	420-No	140-No	---	630-No	70-No	---	504-No	112-No	---
01:00	0	0	NB	420-No	140-No	---	630-No	70-No	---	504-No	112-No	---
02:00	0	0	NB	420-No	140-No	---	630-No	70-No	---	504-No	112-No	---
03:00	0	0	NB	420-No	140-No	---	630-No	70-No	---	504-No	112-No	---
04:00	0	0	NB	420-No	140-No	---	630-No	70-No	---	504-No	112-No	---
05:00	0	0	NB	420-No	140-No	---	630-No	70-No	---	504-No	112-No	---
06:00	563	218	SB	420-Yes	140-Yes	Both	630-No	70-Yes	Minor	504-Yes	112-Yes	Both
07:00	697	228	SB	420-Yes	140-Yes	Both	630-Yes	70-Yes	Both	504-Yes	112-Yes	Both
08:00	544	156	SB	420-Yes	140-Yes	Both	630-No	70-Yes	Minor	504-Yes	112-Yes	Both
09:00	656	86	SB	420-Yes	140-No	Major	630-Yes	70-Yes	Both	504-Yes	112-No	Major
10:00	693	72	SB	420-Yes	140-No	Major	630-Yes	70-Yes	Both	504-Yes	112-No	Major
11:00	877	69	SB	420-Yes	140-No	Major	630-Yes	70-No	Major	504-Yes	112-No	Major
12:00	690	76	NB	420-Yes	140-No	Major	630-Yes	70-Yes	Both	504-Yes	112-No	Major
13:00	898	95	SB	420-Yes	140-No	Major	630-Yes	70-Yes	Both	504-Yes	112-No	Major
14:00	1,096	98	SB	420-Yes	140-No	Major	630-Yes	70-Yes	Both	504-Yes	112-No	Major
15:00	1,110	95	SB	420-Yes	140-No	Major	630-Yes	70-Yes	Both	504-Yes	112-No	Major
16:00	1,348	191	NB	420-Yes	140-Yes	Both	630-Yes	70-Yes	Both	504-Yes	112-Yes	Both
17:00	1,330	198	NB	420-Yes	140-Yes	Both	630-Yes	70-Yes	Both	504-Yes	112-Yes	Both
18:00	1,114	182	SB	420-Yes	140-Yes	Both	630-Yes	70-Yes	Both	504-Yes	112-Yes	Both
19:00	978	101	SB	420-Yes	140-No	Major	630-Yes	70-Yes	Both	504-Yes	112-No	Major
20:00	873	124	NB	420-Yes	140-No	Major	630-Yes	70-Yes	Both	504-Yes	112-Yes	Both
21:00	591	56	NB	420-Yes	140-No	Major	630-No	70-No	---	504-Yes	112-No	Major
22:00	0	0	NB	420-No	140-No	---	630-No	70-No	---	504-No	112-No	---
23:00	0	0	NB	420-No	140-No	---	630-No	70-No	---	504-No	112-No	---

**ANOKA COUNTY HIGHWAY  
PC-WARRANTS  
TRAFFIC SIGNAL WARRANT ANALYSIS**

Study Name : **TMC0932**  
Study Date : **07/17/09**  
Page No. : **1**

**Multi-Way Stop Warrant Report**

**Major Street Approaches**

**Eastbound: CSAH 14**  
Total Approach Volume: **7,496**  
Approach Speed: **55**

**Westbound: CSAH 14**  
Total Approach Volume: **6,562**  
Approach Speed: **55**

**Minor Street Approaches**

**Northbound: SHENANDOAH BLVD.**  
Total Approach Volume: **1,393**

**Southbound: SHENANDOAH BLVD.**  
Total Approach Volume: **1,857**

**Warrant Summary**

**Criteria A - Interim Measure** ..... **Not Evaluated**  
If traffic signals are justified, stop signs can be installed as an interim measure.

**Criteria B - Crash Experience** ..... **Not Evaluated**

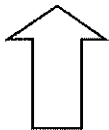
**Criteria C - Minimum Volumes and Delays** ..... **Satisfied**  
Delay data not evaluated  
Required volumes reached for 13 hours, 8 are needed

**Criteria D - 80% of Volumes, Delays, and Crashes** ..... **Not Evaluated**  
Delay data not evaluated  
Number of crashes (-1) is less than the minimum required (4).  
Required volumes reached for 2 hours, 8 are needed

**Analysis of 8 Hour Volume Warrants:**

Time	Major Total	Minor Total	Crit C			Crit D		
			Major	Minor Crit	Meets?	Major Crit	Minor Crit	Meets?
05:45 - 06:45	378	179	210-Yes	140-Yes	Both	240-Yes	160-Yes	Both
06:45 - 07:45	657	258	210-Yes	140-Yes	Both	240-Yes	160-Yes	Both
07:45 - 08:45	635	238	210-Yes	140-Yes	Both	240-Yes	160-Yes	Both
09:45 - 10:45	676	140	210-Yes	140-Yes	Both	240-Yes	160-No	Major
11:45 - 12:45	639	145	210-Yes	140-Yes	Both	240-Yes	160-No	Major
12:45 - 13:45	899	158	210-Yes	140-Yes	Both	240-Yes	160-No	Major
13:45 - 14:45	1,042	195	210-Yes	140-Yes	Both	240-Yes	160-Yes	Both
14:45 - 15:45	1,124	176	210-Yes	140-Yes	Both	240-Yes	160-Yes	Both
15:45 - 16:45	1,311	264	210-Yes	140-Yes	Both	240-Yes	160-Yes	Both
16:45 - 17:45	1,327	355	210-Yes	140-Yes	Both	240-Yes	160-Yes	Both
17:45 - 18:45	1,210	348	210-Yes	140-Yes	Both	240-Yes	160-Yes	Both
18:45 - 19:45	949	198	210-Yes	140-Yes	Both	240-Yes	160-Yes	Both
19:45 - 20:45	940	202	210-Yes	140-Yes	Both	240-Yes	160-Yes	Both
08:45 - 09:45	618	139	210-Yes	140-No	Major	240-Yes	160-No	Major
09:00 - 10:00	656	130	210-Yes	140-No	Major	240-Yes	160-No	Major
09:15 - 10:15	650	136	210-Yes	140-No	Major	240-Yes	160-No	Major
09:30 - 10:30	628	127	210-Yes	140-No	Major	240-Yes	160-No	Major
10:45 - 11:45	868	122	210-Yes	140-No	Major	240-Yes	160-No	Major
11:00 - 12:00	877	120	210-Yes	140-No	Major	240-Yes	160-No	Major
11:15 - 12:15	792	120	210-Yes	140-No	Major	240-Yes	160-No	Major
11:30 - 12:30	713	122	210-Yes	140-No	Major	240-Yes	160-No	Major
20:45 - 21:45	785	133	210-Yes	140-No	Major	240-Yes	160-No	Major
21:00 - 22:00	591	95	210-Yes	140-No	Major	240-Yes	160-No	Major
21:15 - 22:15	363	60	210-Yes	140-No	Major	240-Yes	160-No	Major





NORTH

COUNT LOCATION:

CSAH 14 (MAIN ST.)

DATE:

7/14/2009

@ SHENANDOAH BLVD.

APP. #1 = CSAH 14

APP. #2 = SHENANDOAH BLVD.

APP. #3 = CSAH 14

APP. #4 = SHENANDOAH BLVD.

APP. #2

APP. #1

APP. #3

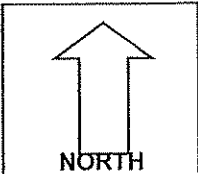
APP. #4

HEAVY VEHICLE- ANY VEHICLE HAVING MORE THAN FOUR TIRES TOUCHING THE PAVEMENT

- A. TRUCKS- A HEAVY VEHICLE INVOLVED PRIMARILY IN THE TRANSPORT OF GOODS OR IN THE DELIVERY OF A SERVICE.
- B. RV- A HEAVY VEHICLE OPERATED BY A PRIVATE MOTORIST AND INVOLVED IN THE TRANSPORT OF RECREATIONAL EQUIPMENT OR FACILITIES.
- C. BUSES- A HEAVY VEHICLE INVOLVED IN THE TRANSPORTATION OF GROUPS OF PEOPLE.

TIME	PEDESTRIANS					HEAVY VEHICLES		
	APP. #1	APP. #2	APP. #3	APP. #4	15 MIN TOT	TRUCKS	RV	BUS
6:00-6:15AM						3		
6:15-6:30						1		
6:30-6:45				1	1	5	1	1
6:45-7:00						1		3
<b>HOURLY TOTAL</b>					<b>1</b>	<b>HOURLY TOTAL</b>		<b>15</b>
7:00-7:15						2		3
7:15-7:30		2			2	6		
7:30-7:45						8		4
7:45-8:00						5		
<b>HOURLY TOTAL</b>					<b>2</b>	<b>HOURLY TOTAL</b>		<b>28</b>
8:00-8:15						3		2
8:15-8:30			1		1	7		4
8:30-8:45						2		2
8:45-9:00						3		1
<b>HOURLY TOTAL</b>					<b>1</b>	<b>HOURLY TOTAL</b>		<b>24</b>
9:00-9:15						9		6
9:15-9:30	1				1	10		
9:30-9:45						8		1
9:45-10:00						8		
<b>HOURLY TOTAL</b>					<b>1</b>	<b>HOURLY TOTAL</b>		<b>42</b>
10:00-10:15						6		
10:15-10:30						10		
10:30-10:45	1				1	11		1
10:45-11:00						7	1	10
<b>HOURLY TOTAL</b>					<b>1</b>	<b>HOURLY TOTAL</b>		<b>46</b>
11:00-11:15	2		1		3	9		11
11:15-11:30						9		2
11:30-11:45						9	1	1
11:45-12:00						5	2	
<b>HOURLY TOTAL</b>					<b>3</b>	<b>HOURLY TOTAL</b>		<b>49</b>
12:00-12:15						3		
12:15-12:30						5		3
12:30-12:45						2		3
12:45-1:00						14		2
<b>HOURLY TOTAL</b>						<b>HOURLY TOTAL</b>		<b>32</b>
1:00-1:15	1				1	7		
1:15-1:30						12		5
1:30-1:45	1				1	3		2
1:45-2:00						5		1
<b>HOURLY TOTAL</b>					<b>2</b>	<b>HOURLY TOTAL</b>		<b>35</b>
					<b>TOTAL</b>		<b>TOTAL</b>	
					<b>11</b>		<b>271</b>	

1  
2  
3  
4  
5  
6  
7  
8  
9  
10  
11  
12  
13  
14  
15  
16  
17  
18  
19  
20  
21  
22  
23  
24  
25  
26  
27  
28  
29  
30  
31  
32



COUNT LOCATION:

CSAH 14 (MAIN ST.)

DATE:

7/15/2009

@ SHENANDOAH BLVD.

APP. #1 = CSAH 14

APP. #2 = SHENANDOAH BLVD.

APP. #3 = CSAH 14

APP. #4 = SHENANDOAH BLVD.

APP. #2

APP. #1

APP. #3

APP. #4

HEAVY VEHICLE- ANY VEHICLE HAVING MORE THAN FOUR TIRES TOUCHING THE PAVEMENT

- A. TRUCKS- A HEAVY VEHICLE INVOLVED PRIMARILY IN THE TRANSPORT OF GOODS OR IN THE DELIVERY OF A SERVICE.
- B. RV- A HEAVY VEHICLE OPERATED BY A PRIVATE MOTORIST AND INVOLVED IN THE TRANSPORT OF RECREATIONAL EQUIPMENT OR FACILITIES.
- C. BUSES- A HEAVY VEHICLE INVOLVED IN THE TRANSPORTATION OF GROUPS OF PEOPLE.

TIME	PEDESTRIANS					HEAVY VEHICLES		
	APP. #1	APP. #2	APP. #3	APP. #4	15 MIN TOT	TRUCKS	RV	BUS
2:00-2:15PM	2					3		
2:15-2:30						7		1
2:30-2:45						9		
2:45-3:00						4		2
<b>HOURLY TOTAL</b>					<b>2</b>	<b>HOURLY TOTAL</b>		<b>26</b>
3:00-3:15			1			5		2
3:15-3:30			2	5		4		1
3:30-3:45						8		
3:45-4:00						11		1
<b>HOURLY TOTAL</b>					<b>8</b>	<b>HOURLY TOTAL</b>		<b>32</b>
4:00-4:15						2		1
4:15-4:30			2			3		1
4:30-4:45	1		2			4		
4:45-5:00	2					4		
<b>HOURLY TOTAL</b>					<b>7</b>	<b>HOURLY TOTAL</b>		<b>15</b>
5:00-5:15	1					4		
5:15-5:30		1				2		
5:30-5:45			1			1		1
5:45-6:00	2					4		
<b>HOURLY TOTAL</b>					<b>5</b>	<b>HOURLY TOTAL</b>		<b>12</b>
6:00-6:15	2					4	1	
6:15-6:30	1		8			2		
6:30-6:45			2			2		
6:45-7:00	4		1			2		
<b>HOURLY TOTAL</b>					<b>18</b>	<b>HOURLY TOTAL</b>		<b>11</b>
7:00-7:15			2					
7:15-7:30	1					1		
7:30-7:45				1		1		
7:45-8:00	2							
<b>HOURLY TOTAL</b>					<b>6</b>	<b>HOURLY TOTAL</b>		<b>2</b>
8:00-8:15						1		
8:15-8:30	1		2			2		
8:30-8:45						2		
8:45-9:00								
<b>HOURLY TOTAL</b>					<b>3</b>	<b>HOURLY TOTAL</b>		<b>5</b>
9:00-9:15	1		2			1		
9:15-9:30		1						
9:30-9:45			2					
9:45-10:00								
<b>HOURLY TOTAL</b>					<b>6</b>	<b>HOURLY TOTAL</b>		<b>1</b>
					<b>TOTAL</b>		<b>TOTAL</b>	<b>375</b>
					<b>66</b>			<b>375</b>

1  
2  
3  
4  
5  
6  
7  
8  
9  
10  
11  
12  
13  
14  
15  
16  
17  
18  
19  
20  
21  
22  
23  
24  
25  
26  
27  
28  
29  
30  
31  
32