


Date : 05/26/10

Count Number : TMC1012

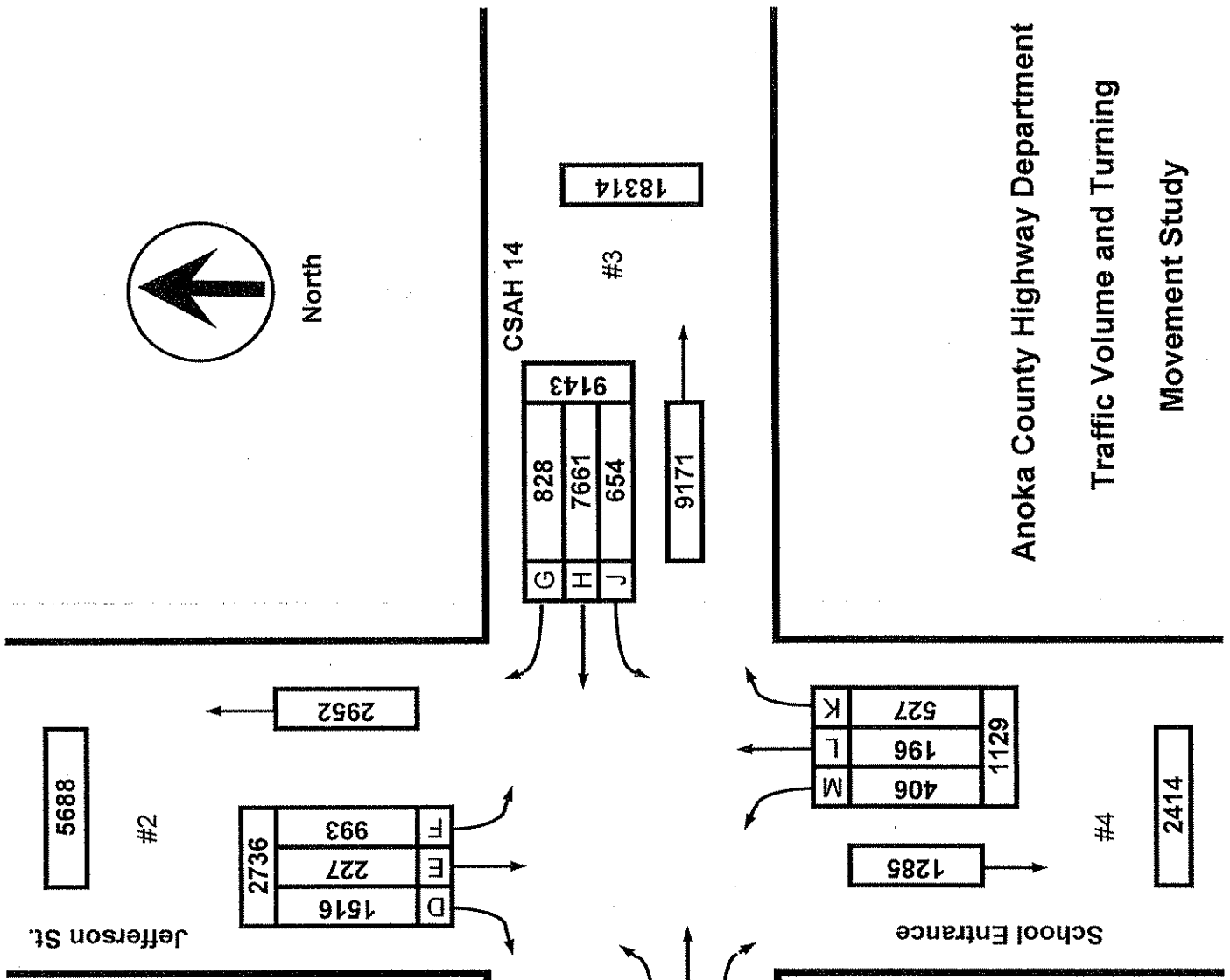
Location : CSAH 14

@ Jefferson St.

Collection Period : 6:00AM - 10:00PM



North



	EXISTING LANES OF APPROACH			TOTAL
	RIGHT TURN LANE	LEFT TURN LANE	THRU LANES	
#1	1	1	1	3
#2	0	1	1	2
#3	1	1	1	3
#4	0	1	1	2

Anoka County Highway Department
 Traffic Volume and Turning
 Movement Study

Date : 05/24/10


Count Number : TMC1012

Location : CSAH 14

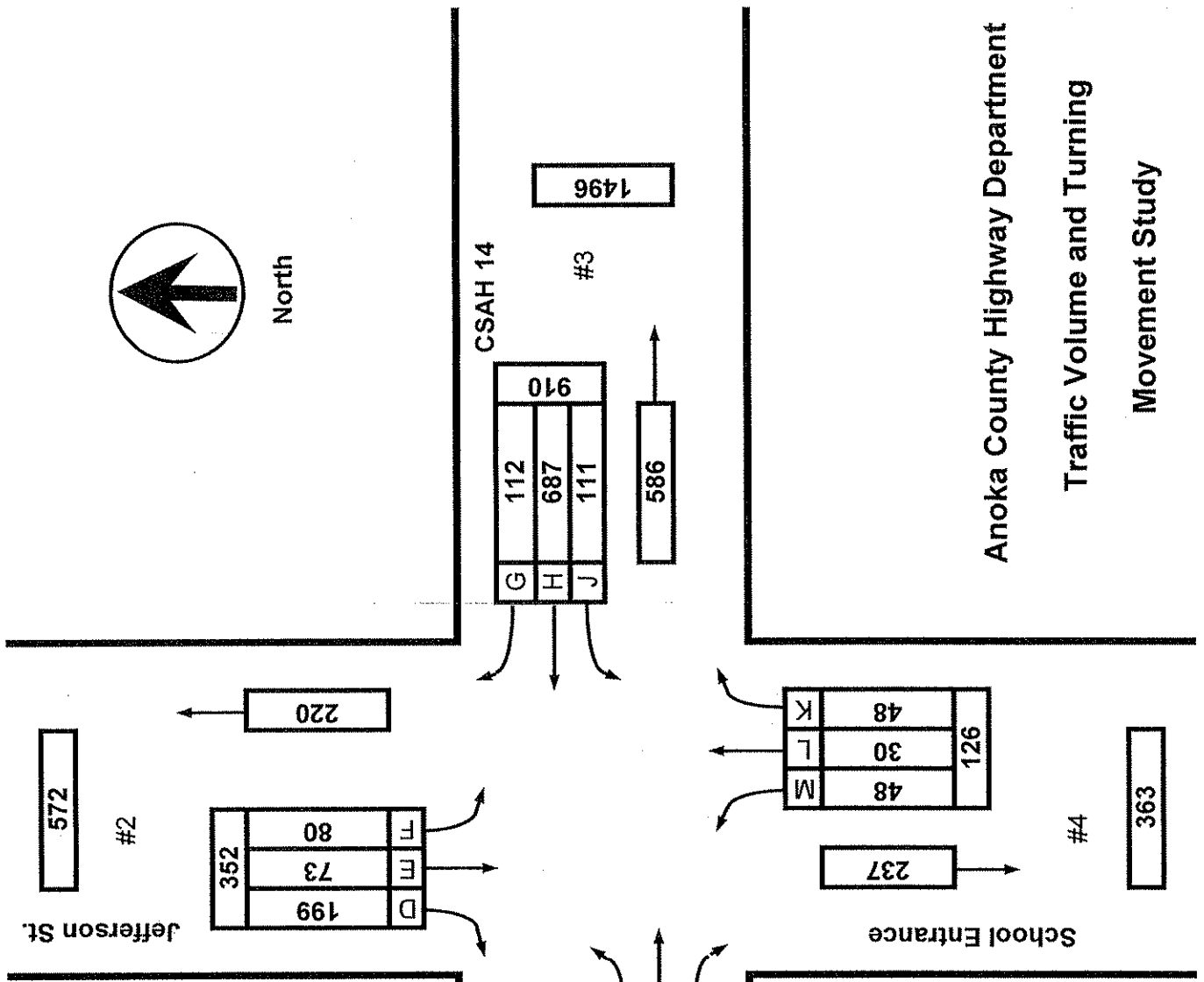
@ Jefferson St.

Collection Period : AM PEAK

Hour : 7:00-8:00 AM



North



199	D
73	F
80	T
352	

112	G
687	H
111	J
910	

589	A
458	B
78	C
934	

48	K
30	L
48	M
126	

EXISTING LANES OF APPROACH				TOTAL
RIGHT TURN LANE	LEFT TURN LANE	THRU LANES		
1	1	1		3
0	1	1		2
1	1	1		3
0	1	1		2

Anoka County Highway Department
 Traffic Volume and Turning
 Movement Study

Date : 05/26/10


Count Number : TMC1012

Location : CSAH 14

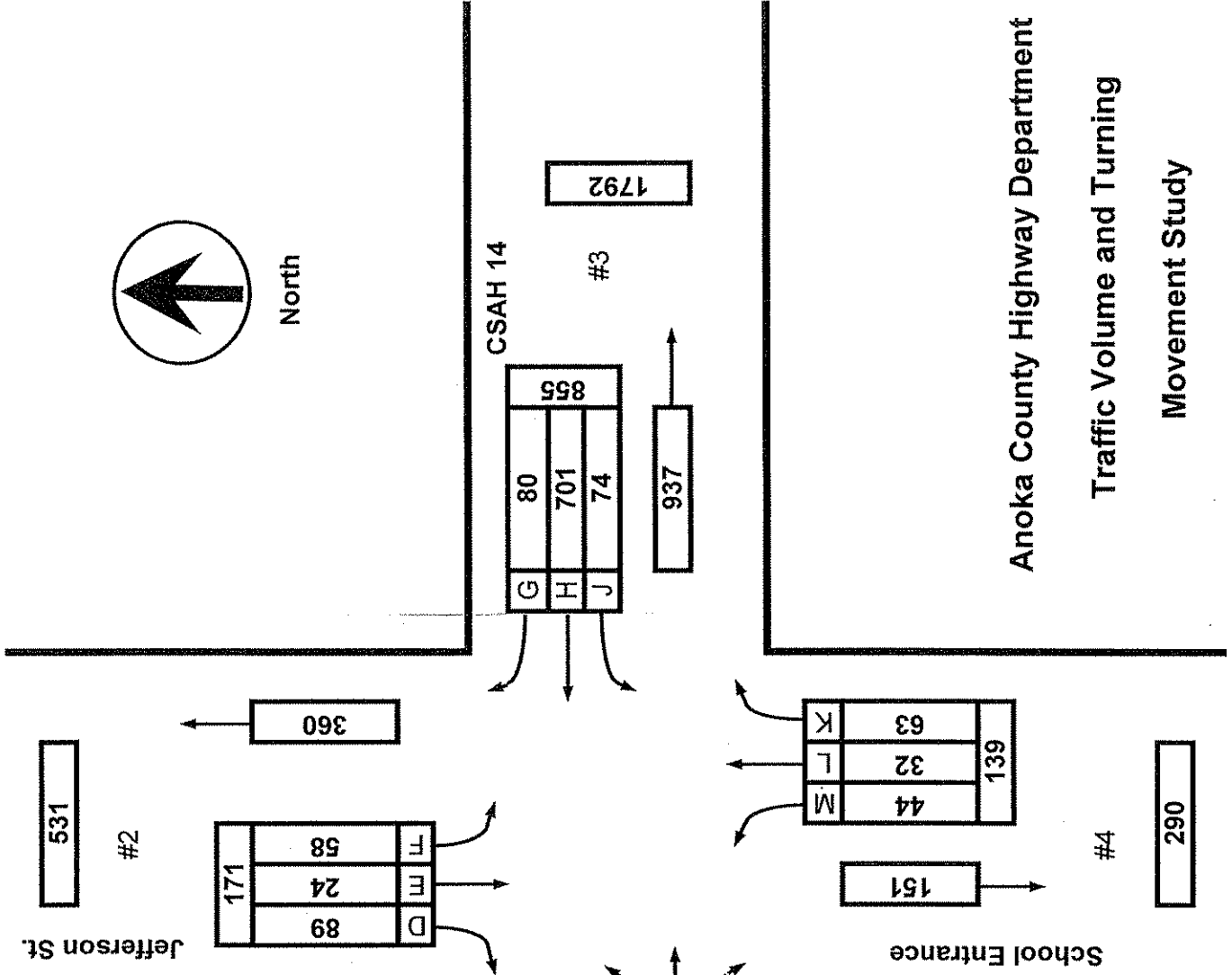
@ Jefferson St.

Collection Period : PM PEAK

Hour : 5:00-6:00 PM



North



#1

1951
834
1117
A 53
B 816
C 248

CSAH 14

#2

531
360
171
D 89
E 24
F 58

Jefferson St.

CSAH 14

80
701
74
G 80
H 701
J 74
855
937
1792

#3

	EXISTING LANES OF APPROACH			TOTAL
	RIGHT TURN LANE	LEFT TURN LANE	THRU LANES	
#1	1	1	1	3
#2	0	1	1	2
#3	1	1	1	3
#4	0	1	1	2

School Entrance

151
44
32
63
139
M 44
L 32
K 63

#4

290

Anoka County Highway Department
 Traffic Volume and Turning
 Movement Study

Anoka County Highway Department

Traffic Engineering Section Traffic Volume and Turning Movement Study

Weather: Warm and Sunny
Counter: DB-400
Counted by: Andy/Brett

File Name : TMC1012
Site Code : 10120201
Start Date : 5/25/2010
Page No : 1

Groups Printed- Unshifted

Start Time	Jefferson St. Southbound					Csah 14 Westbound					School Entrance Northbound					Csah 14 Eastbound					Exch. Total	Inclu. Total	Int. Total
	Left	Thru	Right	Heavy	App. Total	Left	Thru	Right	Heavy	App. Total	Left	Thru	Right	Heavy	App. Total	Left	Thru	Right	Heavy	App. Total			
06:00	11	0	10	0	21	1	63	3	2	67	1	0	0	1	1	8	41	0	2	49	5	138	143
06:15	11	0	40	1	51	0	76	5	2	81	0	0	0	0	0	2	50	0	3	52	6	184	190
06:30	12	0	58	0	70	0	132	2	4	134	0	0	0	0	0	8	81	0	6	89	10	293	303
06:45	24	1	67	0	92	1	131	11	2	143	0	0	0	0	0	9	88	0	9	97	11	332	343
Total	58	1	175	1	234	2	402	21	10	425	1	0	0	1	1	27	260	0	20	287	32	947	979
07:00	24	4	58	3	86	5	135	10	5	150	1	0	0	0	1	13	84	10	8	107	16	344	360
07:15	18	6	60	9	84	4	195	33	23	232	0	0	0	0	0	17	88	3	14	108	46	424	470
07:30	19	13	62	3	94	8	214	58	7	280	6	1	3	0	10	19	139	10	9	168	19	552	571
07:45	24	21	40	1	85	43	155	14	1	212	17	8	12	1	37	30	123	16	10	169	13	503	516
Total	85	44	220	16	349	60	699	115	36	874	24	9	15	1	48	79	434	39	41	552	94	1823	1917
08:00	19	33	37	5	89	56	123	7	11	186	25	21	33	4	79	12	108	24	10	144	30	498	528
08:15	15	19	26	6	60	28	121	7	14	156	20	13	43	20	76	13	88	5	9	106	49	398	447
08:30	15	0	26	0	41	2	109	6	1	117	3	1	2	0	6	8	97	2	10	107	11	271	282
08:45	15	0	28	0	43	3	108	6	9	117	1	0	1	0	2	12	81	3	9	96	18	258	276
Total	64	52	117	11	233	89	461	26	35	576	49	35	79	24	163	45	374	34	38	453	108	1425	1533
09:00	11	0	19	1	30	3	101	13	10	117	2	1	1	0	4	23	114	1	6	138	17	289	306
09:15	16	0	20	1	36	3	93	5	3	101	1	0	2	0	3	17	85	0	8	102	12	242	254
09:30	17	3	16	1	36	3	92	11	7	106	2	0	0	0	2	12	76	4	4	92	12	236	248
09:45	11	1	18	1	30	2	108	3	8	113	1	0	3	1	4	13	69	0	4	82	14	229	243
Total	55	4	73	4	132	11	394	32	28	437	6	1	6	1	13	65	344	5	22	414	55	996	1051
10:00	10	0	22	1	32	2	108	7	7	117	1	1	1	0	3	11	84	0	6	95	14	247	261
10:15	5	1	17	2	23	3	82	5	4	90	3	0	3	0	6	12	91	3	4	106	10	225	235
10:30	11	1	14	2	26	1	107	11	6	119	2	1	3	0	6	6	68	4	5	78	13	229	242
10:45	10	1	21	3	32	0	113	9	10	122	0	0	1	0	1	14	96	4	7	114	20	269	289
Total	36	3	74	8	113	6	410	32	27	448	6	2	8	0	16	43	339	11	22	393	57	970	1027
11:00	10	0	16	2	26	1	94	8	3	103	2	1	0	0	3	12	102	3	5	117	10	249	259
11:15	13	2	15	3	30	5	112	13	10	130	2	0	1	0	3	15	83	0	7	98	20	261	281
11:30	10	1	17	2	28	2	102	10	4	114	0	0	2	0	2	22	92	0	3	114	9	258	267
11:45	11	0	11	0	22	0	84	11	3	95	4	0	4	0	8	30	123	4	8	157	11	282	293
Total	44	3	59	7	106	8	392	42	20	442	8	1	7	0	16	79	400	7	23	486	50	1050	1100
12:00	22	1	19	2	42	3	101	10	7	114	0	0	2	0	2	17	83	3	3	103	12	261	273
12:15	14	1	21	2	36	1	102	5	8	108	1	0	4	0	5	18	72	0	1	90	11	239	250
12:30	5	0	27	2	32	0	121	14	7	135	1	1	1	0	3	13	96	1	3	110	12	280	292
12:45	7	0	14	2	21	3	108	10	8	121	2	0	1	0	3	9	106	2	5	117	15	262	277
Total	48	2	81	8	131	7	432	39	30	478	4	1	8	0	13	57	357	6	12	420	50	1042	1092
13:00	12	1	16	1	29	2	99	7	7	108	2	0	3	0	5	18	100	0	8	118	16	260	276
13:15	12	0	15	1	27	1	108	4	4	113	1	0	2	0	3	23	104	1	3	128	8	271	279
13:30	15	1	21	2	37	1	124	8	3	133	2	0	3	2	5	27	100	3	4	130	11	305	316
13:45	0	0	0	0	0	2	104	11	3	117	0	0	2	0	2	0	0	0	0	0	3	119	122
Total	39	2	52	4	93	6	435	30	17	471	5	0	10	2	15	68	304	4	15	376	38	955	993
14:00	7	0	12	3	19	6	100	17	6	123	1	3	3	0	7	29	109	1	1	139	10	288	298
14:15	10	0	20	6	30	2	122	15	6	139	1	1	2	0	4	33	122	0	7	155	19	328	347
14:30	42	1	47	3	90	7	116	16	3	139	3	0	0	0	3	29	198	2	12	229	18	461	479
14:45	74	3	27	2	104	10	119	11	8	140	1	1	0	0	2	50	197	10	18	257	28	503	531
Total	133	4	106	14	243	25	457	59	23	541	6	5	5	0	16	141	626	13	38	780	75	1580	1655
15:00	17	8	26	2	51	37	124	13	21	174	2	0	1	0	3	60	175	17	11	252	34	480	514
15:15	17	3	21	2	41	18	147	21	11	186	46	26	31	4	103	44	141	11	9	196	26	526	552
15:30	11	1	33	1	45	8	138	12	5	158	20	5	16	1	41	47	188	8	7	243	14	487	501
15:45	22	6	27	0	55	17	135	24	10	176	6	7	4	2	17	78	169	19	6	266	18	514	532
Total	67	18	107	5	192	80	544	70	47	694	74	38	52	7	164	229	673	55	33	957	92	2007	2099
16:00	16	7	24	0	47	19	150	23	6	192	5	2	5	1	12	42	201	17	7	260	14	511	525
16:15	24	10	13	0	47	17	156	27	6	200	4	1	2	0	7	65	183	26	8	274	14	528	542
16:30	16	9	26	2	51	14	136	20	8	170	1	6	3	0	10	81	207	12	4	300	14	531	545
16:45	18	5	28	0	51	5	134	16	1	155	3	0	3	0	6	75	224	18	1	317	2	529	531
Total	74	31	91	2	196	55	576	86	21	717	13	9	13	1	35	263	815	73	20	1151	44	2099	2143
17:00	18	7	19	1	44	9	162	9	2	180	2	2	7	0	11	85	205	13	2	303	5	538	543
17:15	14	7	22	3	43	8	199	26	3	233	3	5	13	0	21	77	233	9	4	319	10	616	626
17:30	15	8	24	2	47	18	170	19	2	207	10	9	13	1	32	54	215	12	1	281	6	567	573
17:45	14	5	17	0	36	18	173	20	1	211	21	12	14	1	47	57	158	18	1	233	3	527	530
Total	61	27	82	6	170	53	704	74	8	831	36	28	47	2	111	273	811	52	8	1136	24	2248	2272

Anoka County Highway Department

Traffic Engineering Section

Traffic Volume and Turning Movement Study

File Name : TMC1012

Site Code : 10120201

Start Date : 5/25/2010

Page No : 2

Weather: Warm and Sunny

Counter: DB-400

Counted by: Andy/Brett

Groups Printed- Unshifted

Start Time	Jefferson St. Southbound					Csah 14 Westbound					School Entrance Northbound					Csah 14 Eastbound					Excl. Total	Incl. Total	Int. Total
	Left	Thru	Right	Heavy	App. Total	Left	Thru	Right	Heavy	App. Total	Left	Thru	Right	Heavy	App. Total	Left	Thru	Right	Heavy	App. Total			
18:00	15	4	26	0	45	30	159	15	6	204	10	6	23	0	39	60	210	14	5	284	11	572	583
18:15	17	2	29	1	48	16	135	29	3	180	29	8	48	0	85	70	186	7	1	263	5	576	581
18:30	14	5	11	1	30	22	156	29	5	207	43	10	42	2	95	68	136	5	3	209	11	541	552
18:45	16	5	24	0	45	25	184	20	2	229	8	0	15	1	23	33	163	11	2	207	5	504	509
Total	62	16	90	2	166	93	634	93	16	820	90	24	128	3	242	231	695	37	11	963	32	2193	2225
19:00	11	5	26	0	42	29	141	16	0	186	10	4	12	0	26	37	114	11	1	162	1	416	417
19:15	8	4	10	0	22	17	112	15	2	144	6	5	11	0	22	41	123	5	1	169	3	357	360
19:30	11	5	18	0	34	23	106	7	0	136	7	8	28	1	43	35	120	10	2	165	3	378	381
19:45	23	2	18	1	43	22	86	7	0	115	4	3	9	0	16	20	123	14	2	157	3	331	334
Total	53	16	72	1	141	91	445	45	2	581	27	20	60	1	107	133	480	40	6	653	10	1482	1492
20:00	23	1	12	0	36	37	95	7	1	139	7	2	15	0	24	28	97	20	1	145	2	344	346
20:15	16	2	25	0	43	13	102	6	1	121	11	13	15	0	39	23	78	4	1	105	2	308	310
20:30	12	0	9	0	21	15	68	6	1	89	17	1	27	0	45	31	81	4	1	116	2	271	273
20:45	15	0	15	0	30	0	95	5	1	100	6	2	21	0	29	26	96	0	1	122	2	281	283
Total	66	3	61	0	130	65	360	24	4	449	41	18	78	0	137	108	352	28	4	488	8	1204	1212
21:00	10	0	14	0	24	1	86	10	1	97	5	4	6	1	15	27	81	0	1	108	3	244	247
21:15	9	0	19	0	28	0	93	10	1	103	4	0	3	0	7	27	103	0	2	130	3	268	271
21:30	11	1	11	1	23	1	77	9	1	87	5	1	2	0	8	21	102	0	0	123	2	241	243
21:45	18	0	12	0	30	1	60	11	2	72	2	0	0	0	2	12	101	0	2	113	4	217	221
Total	48	1	56	1	105	3	316	40	5	359	16	5	11	1	32	87	387	0	5	474	12	970	982
Grand Total	993	227	1516	90	2736	654	7661	828	329	9143	406	196	527	44	1129	1928	7651	404	318	9983	781	22991	23772
Apprch %	36.3	8.3	55.4			7.2	83.8	9.1			36	17.4	46.7			19.3	76.6	4					
Total %	4.3	1	6.6		11.9	2.8	33.3	3.6		39.8	1.8	0.9	2.3		4.9	8.4	33.3	1.8		43.4	3.3	96.7	

Start Time	Jefferson St. Southbound					Csah 14 Westbound					School Entrance Northbound					Csah 14 Eastbound					Int. Total	
	Left	Thru	Right	Heavy	App. Total	Left	Thru	Right	Heavy	App. Total	Left	Thru	Right	Heavy	App. Total	Left	Thru	Right	Heavy	App. Total		
Peak Hour Analysis From 06:00 to 12:00 - Peak 1 of 1																						
Peak Hour for Entire Intersection Begins at 07:15																						
07:15	18	6	60		84	4	195	33		232	0	0	0		0	17	88	3		108		424
07:30	19	13	62		94	8	214	58		280	6	1	3		10	19	139	10		168		552
07:45	24	21	40		85	43	155	14		212	17	8	12		37	30	123	16		169		503
08:00	19	33	37		89	56	123	7		186	25	21	33		79	12	108	24		144		498
Total Volume	80	73	199		352	111	687	112		910	48	30	48		126	78	458	53		589		1977
% App. Total	22.7	20.7	56.5			12.2	75.5	12.3			38.1	23.8	38.1			13.2	77.8	9				
PHF	.833	.553	.802		.936	.496	.803	.483		.813	.480	.357	.364		.399	.650	.824	.552		.871		.895

Start Time	Jefferson St. Southbound					Csah 14 Westbound					School Entrance Northbound					Csah 14 Eastbound					Int. Total	
	Left	Thru	Right	Heavy	App. Total	Left	Thru	Right	Heavy	App. Total	Left	Thru	Right	Heavy	App. Total	Left	Thru	Right	Heavy	App. Total		
Peak Hour Analysis From 12:15 to 21:45 - Peak 1 of 1																						
Peak Hour for Entire Intersection Begins at 17:15																						
17:15	14	7	22		43	8	199	26		233	3	5	13		21	77	233	9		319		616
17:30	15	8	24		47	18	170	19		207	10	9	13		32	54	215	12		281		567
17:45	14	5	17		36	18	173	20		211	21	12	14		47	57	158	18		233		527
18:00	15	4	26		45	30	159	15		204	10	6	23		39	60	210	14		284		572
Total Volume	58	24	89		171	74	701	80		855	44	32	63		139	248	816	53		1117		2282
% App. Total	33.9	14	52			8.7	82	9.4			31.7	23	45.3			22.2	73.1	4.7				
PHF	.967	.750	.856		.910	.617	.881	.769		.917	.524	.667	.685		.739	.805	.876	.736		.875		.926

**ANOKA COUNTY HIGHWAY
PC-WARRANTS
TRAFFIC SIGNAL WARRANT ANALYSIS**

Study Name :
Study Date : 05/28/10
Page No. : 1

Signal Warrants - Summary

Major Street Approaches

Eastbound: CSAH 14
Number of Lanes: 2
Approach Speed: 50
Total Approach Volume: 9,983

Westbound: CSAH 14
Number of Lanes: 2
Approach Speed: 50
Total Approach Volume: 9,143

Minor Street Approaches

Northbound: School Entrance
Number of Lanes: 2

Total Approach Volume: 1,129

Southbound: Jefferson St
Number of Lanes: 2

Total Approach Volume: 2,736

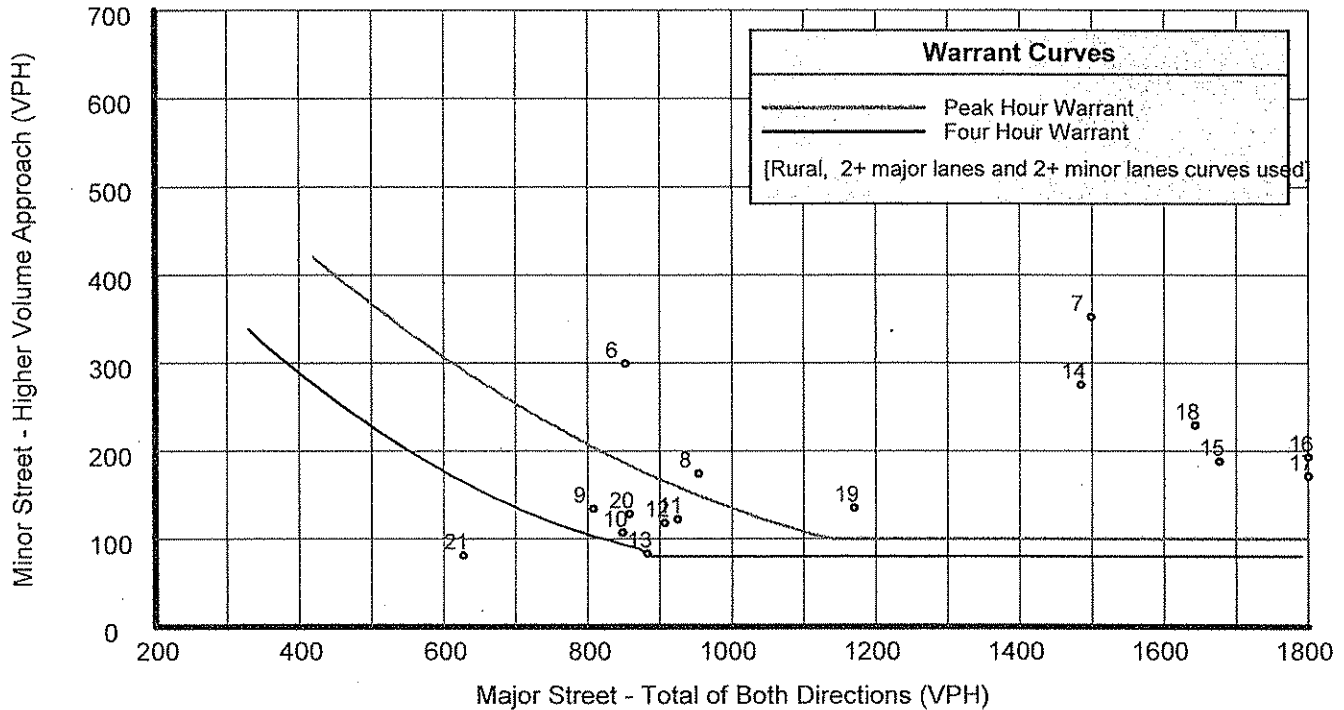
Warrant Summary (Rural values apply.)

Warrant 1 - Eight Hour Vehicular Volumes	Satisfied
Warrant 1A - Minimum Vehicular Volume	Satisfied
Required volumes reached for 8 hours, 8 are needed	
Warrant 1B - Interruption of Continuous Traffic	Satisfied
Required volumes reached for 15 hours, 8 are needed	
Warrant 1 A&B - Combination of Warrants	Satisfied
Required volumes reached for 13 hours, 8 are needed	
Warrant 2 - Four Hour Volumes	Satisfied
Number of hours (14) volumes exceed minimum >= minimum required (4).	
Warrant 3 - Peak Hour	Satisfied
Warrant 3A - Peak Hour Delay	Satisfied
Number of hours (30) volumes exceed minimum >= required (1). Delay data not evaluated.	
Warrant 3B - Peak Hour Volumes	Satisfied
Volumes exceed minimums for at least one hour.	
Warrant 4 - Pedestrian Volumes	Not Evaluated
Warrant 5 - School Crossing	Not Evaluated
Warrant 6 - Coordinated Signal System	Not Evaluated
Warrant 7 - Crash Experience	Not Evaluated
Warrant 8 - Roadway Network	Not Evaluated

ANOKA COUNTY HIGHWAY PC-WARRANTS TRAFFIC SIGNAL WARRANT ANALYSIS

Study Name :
Study Date : 05/28/10
Page No. : 2

Signal Warrants - Summary



Analysis of 8-Hour Volume Warrants:

Hour Begin	Major Total	Higher Minor		War-1A			War-1B			War-1A&B		
		Vol	Dir	Major Crit	Minor Crit	Meets?	Major Crit	Minor Crit	Meets?	Major Crit	Minor Crit	Meets?
00:00	0	0	NB	420-No	140-No	---	630-No	70-No	---	504-No	112-No	---
01:00	0	0	NB	420-No	140-No	---	630-No	70-No	---	504-No	112-No	---
02:00	0	0	NB	420-No	140-No	---	630-No	70-No	---	504-No	112-No	---
03:00	0	0	NB	420-No	140-No	---	630-No	70-No	---	504-No	112-No	---
04:00	0	0	NB	420-No	140-No	---	630-No	70-No	---	504-No	112-No	---
05:00	116	21	SB	420-No	140-No	---	630-No	70-No	---	504-No	112-No	---
06:00	853	299	SB	420-Yes	140-Yes	Both	630-Yes	70-Yes	Both	504-Yes	112-Yes	Both
07:00	1,499	352	SB	420-Yes	140-Yes	Both	630-Yes	70-Yes	Both	504-Yes	112-Yes	Both
08:00	954	174	SB	420-Yes	140-Yes	Both	630-Yes	70-Yes	Both	504-Yes	112-Yes	Both
09:00	808	134	SB	420-Yes	140-No	Major	630-Yes	70-Yes	Both	504-Yes	112-Yes	Both
10:00	849	107	SB	420-Yes	140-No	Major	630-Yes	70-Yes	Both	504-Yes	112-No	Major
11:00	925	122	SB	420-Yes	140-No	Major	630-Yes	70-Yes	Both	504-Yes	112-Yes	Both
12:00	907	118	SB	420-Yes	140-No	Major	630-Yes	70-Yes	Both	504-Yes	112-Yes	Both
13:00	883	83	SB	420-Yes	140-No	Major	630-Yes	70-Yes	Both	504-Yes	112-No	Major
14:00	1,485	275	SB	420-Yes	140-Yes	Both	630-Yes	70-Yes	Both	504-Yes	112-Yes	Both
15:00	1,677	188	SB	420-Yes	140-Yes	Both	630-Yes	70-Yes	Both	504-Yes	112-Yes	Both
16:00	1,899	193	SB	420-Yes	140-Yes	Both	630-Yes	70-Yes	Both	504-Yes	112-Yes	Both
17:00	1,972	171	SB	420-Yes	140-Yes	Both	630-Yes	70-Yes	Both	504-Yes	112-Yes	Both
18:00	1,643	229	NB	420-Yes	140-Yes	Both	630-Yes	70-Yes	Both	504-Yes	112-Yes	Both
19:00	1,170	135	SB	420-Yes	140-No	Major	630-Yes	70-Yes	Both	504-Yes	112-Yes	Both
20:00	858	128	NB	420-Yes	140-No	Major	630-Yes	70-Yes	Both	504-Yes	112-Yes	Both
21:00	628	81	SB	420-Yes	140-No	Major	630-No	70-Yes	Minor	504-Yes	112-No	Major
22:00	0	0	NB	420-No	140-No	---	630-No	70-No	---	504-No	112-No	---
23:00	0	0	NB	420-No	140-No	---	630-No	70-No	---	504-No	112-No	---

**ANOKA COUNTY HIGHWAY
PC-WARRANTS
TRAFFIC SIGNAL WARRANT ANALYSIS**

Study Name :
Study Date : 05/28/10
Page No. : 1

Multi-Way Stop Warrant Report

Major Street Approaches

Eastbound: CSAH 14
Total Approach Volume: 9,983
Approach Speed: 50

Westbound: CSAH 14
Total Approach Volume: 9,143
Approach Speed: 50

Minor Street Approaches

Northbound: School Entrance
Total Approach Volume: 1,129

Southbound: Jefferson St.
Total Approach Volume: 2,736

Warrant Summary

Criteria A - Interim Measure Not Evaluated
If traffic signals are justified, stop signs can be installed as an interim measure.

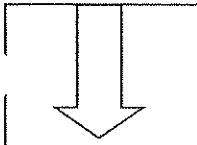
Criteria B - Crash Experience Not Evaluated

Criteria C - Minimum Volumes and Delays Satisfied
Delay data not evaluated
Required volumes reached for 13 hours, 8 are needed

Criteria D - 80% of Volumes, Delays, and Crashes Not Evaluated
Delay data not evaluated
Number of crashes (-1) is less than the minimum required (4).
Required volumes reached for 0 hours, 8 are needed

Analysis of 8 Hour Volume Warrants:

Time	Major Total	Minor Total	Crit C			Crit D		
			Major	Minor Crit	Meets?	Major Crit	Minor Crit	Meets?
05:30 - 06:30	472	143	210-Yes	140-Yes	Both	240-Yes	160-No	Major
06:30 - 07:30	1,285	367	210-Yes	140-Yes	Both	240-Yes	160-Yes	Both
07:30 - 08:30	1,197	473	210-Yes	140-Yes	Both	240-Yes	160-Yes	Both
08:30 - 09:30	869	156	210-Yes	140-Yes	Both	240-Yes	160-No	Major
11:15 - 12:15	895	145	210-Yes	140-Yes	Both	240-Yes	160-No	Major
13:30 - 14:30	1,041	155	210-Yes	140-Yes	Both	240-Yes	160-No	Major
14:30 - 15:30	1,606	390	210-Yes	140-Yes	Both	240-Yes	160-Yes	Both
15:30 - 16:30	1,838	246	210-Yes	140-Yes	Both	240-Yes	160-Yes	Both
16:30 - 17:30	1,995	255	210-Yes	140-Yes	Both	240-Yes	160-Yes	Both
17:30 - 18:30	1,791	425	210-Yes	140-Yes	Both	240-Yes	160-Yes	Both
18:30 - 19:30	1,398	257	210-Yes	140-Yes	Both	240-Yes	160-Yes	Both
19:30 - 20:30	987	267	210-Yes	140-Yes	Both	240-Yes	160-Yes	Both
20:30 - 21:30	870	164	210-Yes	140-Yes	Both	240-Yes	160-Yes	Both
05:15 - 06:15	249	73	210-Yes	140-No	Major	240-Yes	160-No	Major
09:30 - 10:30	800	130	210-Yes	140-No	Major	240-Yes	160-No	Major
09:45 - 10:45	841	129	210-Yes	140-No	Major	240-Yes	160-No	Major
10:00 - 11:00	849	123	210-Yes	140-No	Major	240-Yes	160-No	Major
10:15 - 11:15	881	127	210-Yes	140-No	Major	240-Yes	160-No	Major
10:30 - 11:30	912	125	210-Yes	140-No	Major	240-Yes	160-No	Major
10:45 - 11:45	928	122	210-Yes	140-No	Major	240-Yes	160-No	Major
11:00 - 12:00	925	137	210-Yes	140-No	Major	240-Yes	160-No	Major
12:15 - 13:15	950	123	210-Yes	140-No	Major	240-Yes	160-No	Major
12:30 - 13:30	968	130	210-Yes	140-No	Major	240-Yes	160-No	Major
12:45 - 13:45	847	108	210-Yes	140-No	Major	240-Yes	160-No	Major



COUNT LOCATION:

CSAH 14 (125th)

DATE:

5/24/2010

@ Jefferson St.

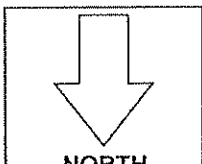
- APP. #1 = CSAH 14
- APP. #2 = School Entrance
- APP. #3 = CSAH 14
- APP. #4 = Jefferson St.

- APP. #2
- APP. #1
- APP. #3
- APP. #4

- HEAVY VEHICLE- ANY VEHICLE HAVING MORE THAN FOUR TIRES TOUCHING THE PAVEMENT
- A. TRUCKS- A HEAVY VEHICLE INVOLVED PRIMARILY IN THE TRANSPORT OF GOODS OR IN THE DELIVERY OF A SERVICE.
 - B. RV- A HEAVY VEHICLE OPERATED BY A PRIVATE MOTORIST AND INVOLVED IN THE TRANSPORT OF RECREATIONAL EQUIPMENT OR FACILITIES.
 - C. BUSES- A HEAVY VEHICLE INVOLVED IN THE TRANSPORTATION OF GROUPS OF PEOPLE.

TIME	PEDESTRIANS					HEAVY VEHICLES		
	APP. #1	APP. #2	APP. #3	APP. #4	15 MIN TOT	TRUCKS	RV	BUS
6:00-6:15AM		1			1	5		
6:15-6:30						4		2
6:30-6:45						9		1
6:45-7:00						3		7
HOURLY TOTAL					1	HOURLY TOTAL		31
7:00-7:15						6		10
7:15-7:30		1			1	10		35
7:30-7:45	1	1			2	6		13
7:45-8:00				4	4	6		7
HOURLY TOTAL					7	HOURLY TOTAL		93
8:00-8:15		9			9	10		20
8:15-8:30		2			2	10		38
8:30-8:45						4		8
8:45-9:00						12	1	5
HOURLY TOTAL					11	HOURLY TOTAL		108
9:00-9:15						8		9
9:15-9:30						10		2
9:30-9:45	1				1	7		5
9:45-10:00						14		
HOURLY TOTAL					1	HOURLY TOTAL		55
10:00-10:15						11		3
10:15-10:30						10		
10:30-10:45						10		3
10:45-11:00						18		2
HOURLY TOTAL						HOURLY TOTAL		57
11:00-11:15	1				1	8		2
11:15-11:30						17		3
11:30-11:45				1	1	10		
11:45-12:00				1	1	11		
HOURLY TOTAL					3	HOURLY TOTAL		51
12:00-12:15						11		
12:15-12:30						11		
12:30-12:45						9	1	2
12:45-1:00						12	1	2
HOURLY TOTAL						HOURLY TOTAL		49
1:00-1:15						14		2
1:15-1:30						8		
1:30-1:45						11		
1:45-2:00	1				1	10		3
HOURLY TOTAL					1	HOURLY TOTAL		48
TOTAL					24	TOTAL		492

1
2
3
4
5
6
7
8
9
10
11
12
13
14
15
16
17
18
19
20
21
22
23
24
25
26
27
28
29
30
31
32



NORTH

- APP. #1 = CSAH 14
- APP. #2 = School Entrance
- APP. #3 = CSAH 14
- APP. #4 = Jefferson St.

COUNT LOCATION: _____

CSAH 14 (125th)

DATE: _____

5/25/2010

@ Jefferson St.

APP. #2

HEAVY VEHICLE- ANY VEHICLE HAVING MORE THAN FOUR TIRES TOUCHING THE PAVEMENT

APP. #1

APP. #3

A. TRUCKS- A HEAVY VEHICLE INVOLVED PRIMARILY IN THE TRANSPORT OF GOODS OR IN THE DELIVERY OF A SERVICE.

APP. #4

B. RV- A HEAVY VEHICLE OPERATED BY A PRIVATE MOTORIST AND INVOLVED IN THE TRANSPORT OF RECREATIONAL EQUIPMENT OR FACILITIES.

C. BUSES- A HEAVY VEHICLE INVOLVED IN THE TRANSPORTATION OF GROUPS OF PEOPLE.

TIME	PEDESTRIANS					HEAVY VEHICLES			
	APP. #1	APP. #2	APP. #3	APP. #4	15 MIN TOT	TRUCKS	RV	BUS	
2:00-2:15PM				1		9		1	
2:15-2:30	1		1			11		7	
2:30-2:45	1	3				11		7	
2:45-3:00	2	5				11		16	
HOURLY TOTAL	14					HOURLY TOTAL	73		
3:00-3:15	4	1				12		22	
3:15-3:30		3		21		12		14	
3:30-3:45	1	3				7		7	
3:45-4:00		2				11		7	
HOURLY TOTAL	35					HOURLY TOTAL	92		
4:00-4:15		2				6		7	
4:15-4:30	1					5		9	
4:30-4:45		2				7		8	
4:45-5:00		2		1		3		4	
HOURLY TOTAL	8					HOURLY TOTAL	49		
5:00-5:15						4		3	
5:15-5:30		1	1			3		1	
5:30-5:45	1	1		1		3		1	
5:45-6:00			1			2		2	
HOURLY TOTAL	6					HOURLY TOTAL	19		
6:00-6:15		1				8		2	
6:15-6:30	1			6		4		1	
6:30-6:45				1		7		4	
6:45-7:00						3		2	
HOURLY TOTAL	9					HOURLY TOTAL	31		
7:00-7:15				2		1		1	
7:15-7:30						3			
7:30-7:45						1		2	
7:45-8:00						2		1	
HOURLY TOTAL	2					HOURLY TOTAL	1		
8:00-8:15						2			
8:15-8:30						2			
8:30-8:45						2			
8:45-9:00						2			
HOURLY TOTAL						HOURLY TOTAL	8		
9:00-9:15						2		1	
9:15-9:30						3			
9:30-9:45						2			
9:45-10:00						4			
HOURLY TOTAL						HOURLY TOTAL	12		
TOTAL					98	TOTAL			777

1
2
3
4
5
6
7
8
9
10
11
12
13
14
15
16
17
18
19
20
21
22
23
24
25
26
27
28
29
30
31
32