


Date : 05/26/10

Count Number : TMC1013

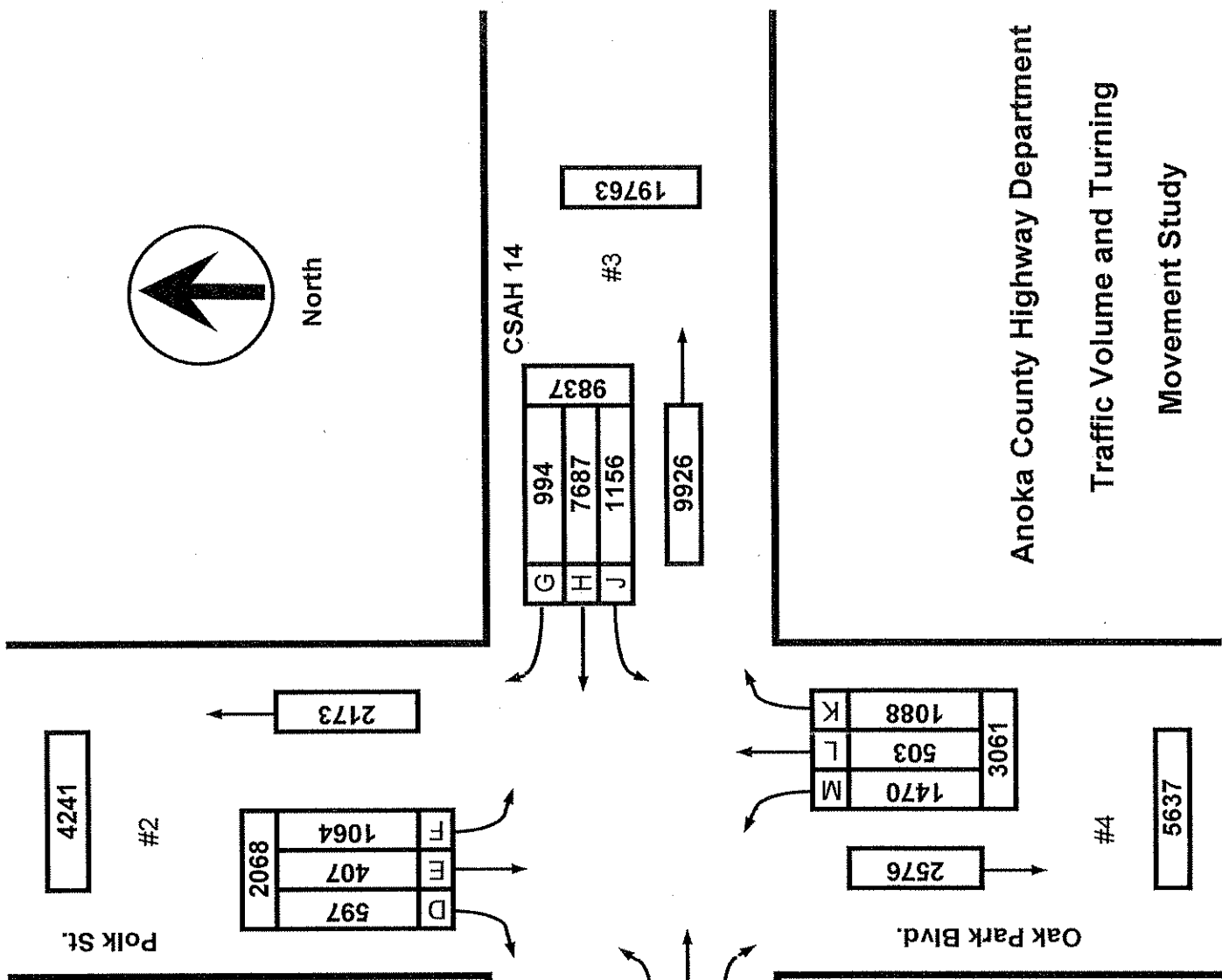
Location : CSAH 14

@ Polk/Oak Park Blvd.

Collection Period : 6:00AM - 10:00PM




North



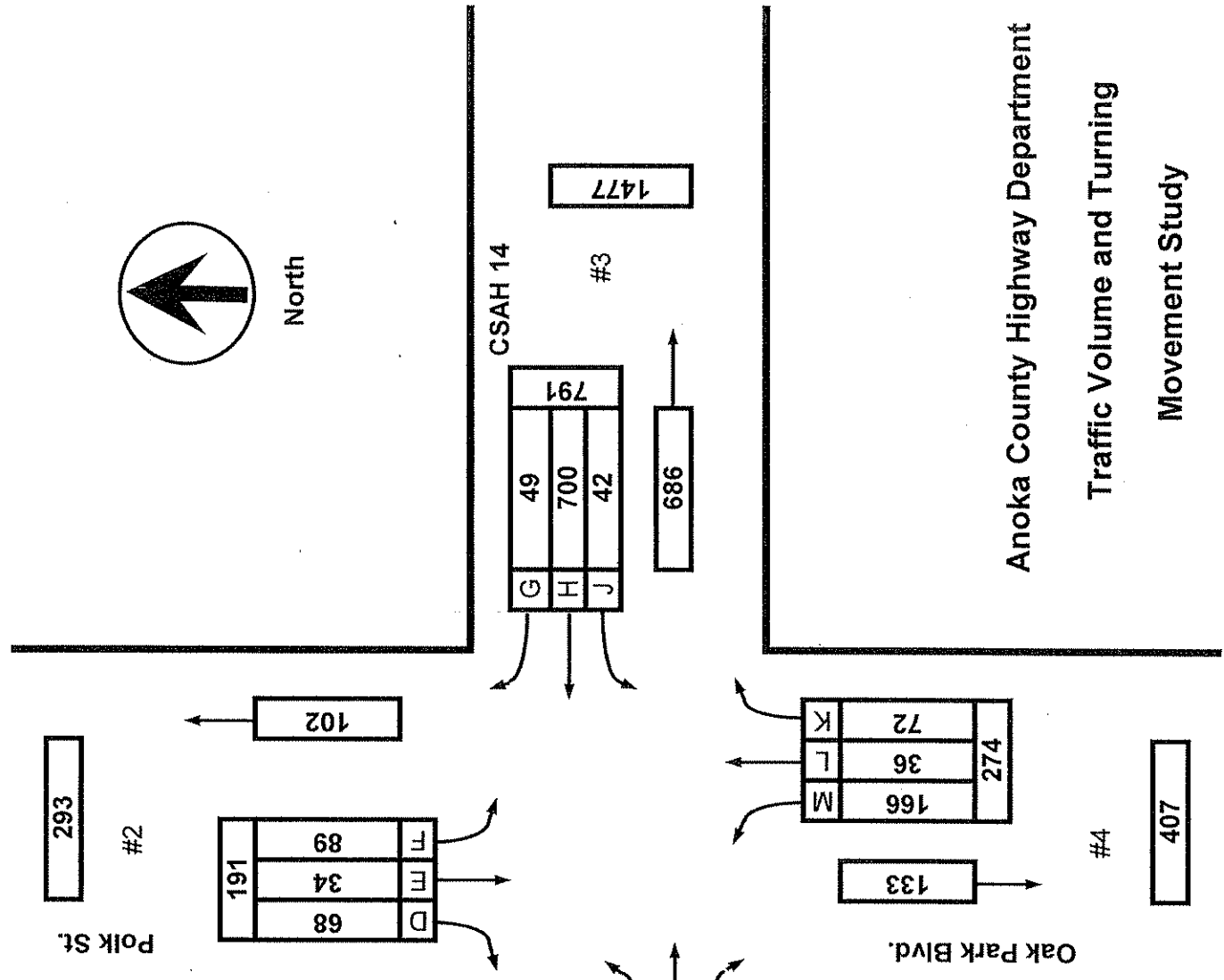
	EXISTING LANES OF APPROACH			TOTAL
	RIGHT TURN LANE	LEFT TURN LANE	THRU LANES	
#1	1	1	1	3
#2	0	1	1	2
#3	1	1	1	3
#4	1	1	1	3

Anoka County Highway Department
 Traffic Volume and Turning
 Movement Study

Date : 05/27/10
 Count Number : TMC1013
 Location : CSAH 14
 @ Polk/Oak Park Blvd.
 Collection Period : AM PEAK
 Hour : 7:15-8:15 AM



North



	EXISTING LANES OF APPROACH			TOTAL
	RIGHT TURN LANE	LEFT TURN LANE	THRU LANES	
#1	1	1	1	3
#2	0	1	1	2
#3	1	1	1	3
#4	1	1	1	3

Anoka County Highway Department
 Traffic Volume and Turning
 Movement Study

Date : 05/26/10


Count Number : TMC1013

Location : CSAH 14

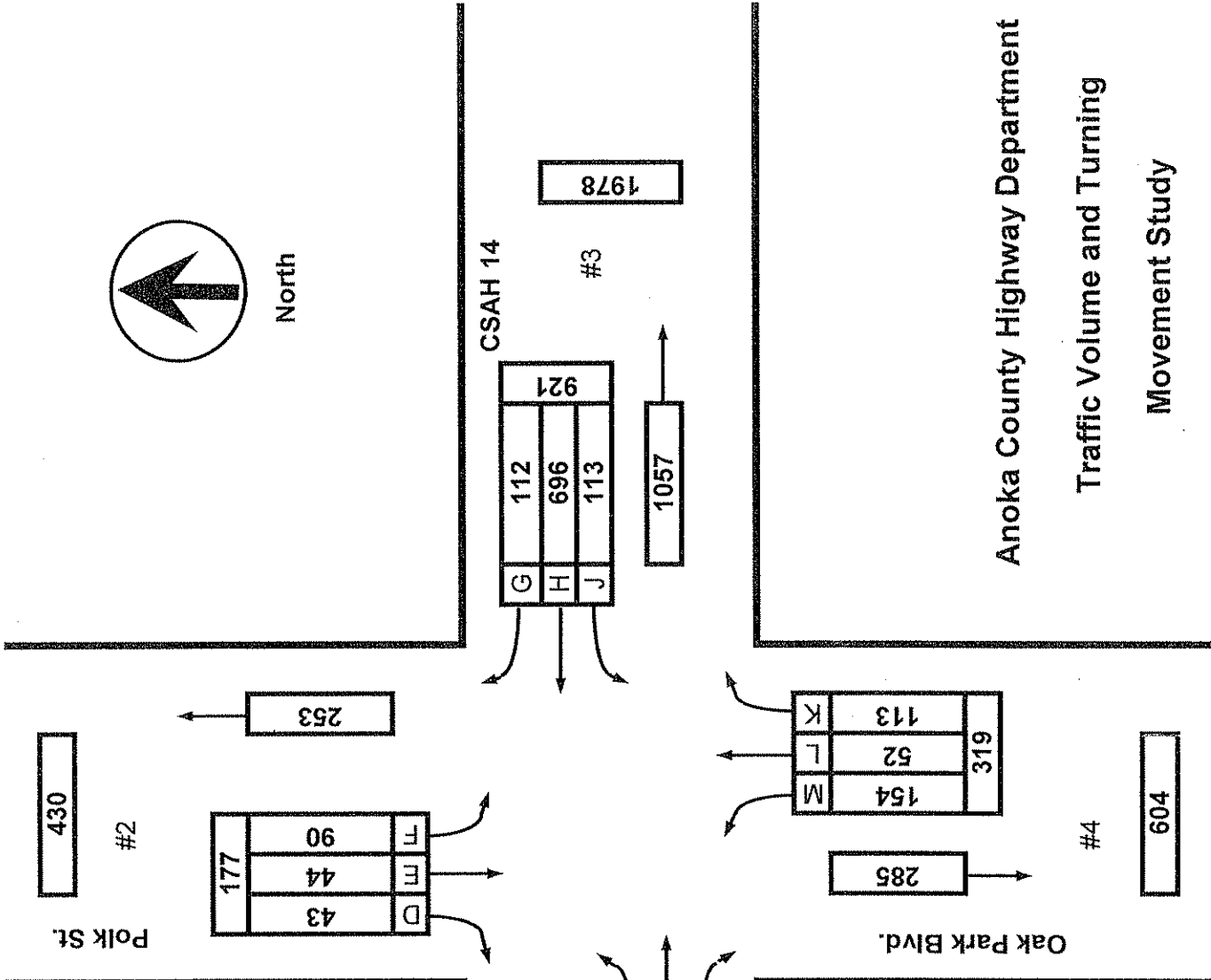
@ Polk/Oak Park Blvd.

Collection Period : PM PEAK

Hour : 4:30-5:30 PM



North



EXISTING LANES OF APPROACH				
	RIGHT TURN LANE	LEFT TURN LANE	THRU LANES	TOTAL
#1	1	1	1	3
#2	0	1	1	2
#3	1	1	1	3
#4	0	1	1	2

Anoka County Highway Department
 Traffic Volume and Turning
 Movement Study

Anoka County Highway Department

Traffic Engineering Section Traffic Volume and Turning Movement Study

Weather: Warm and Sunny
Counter: DB-400
Counted by: Andy/Brett

File Name : TMC1013
Site Code : 10130201
Start Date : 5/27/2010
Page No : 1

Groups Printed- Unshifted

Start Time	Polk St. Southbound					CSAH 14 Westbound					Oak Park Blvd. Northbound					CSAH 14 Eastbound					Exclu. Total	Inclu. Total	Int. Total
	Left	Thru	Right	Heavy	App. Total	Left	Thru	Right	Heavy	App. Total	Left	Thru	Right	Heavy	App. Total	Left	Thru	Right	Heavy	App. Total			
06:00	26	0	7	0	33	5	48	2	3	55	10	4	15	0	29	1	28	0	1	29	4	146	150
06:15	17	7	12	0	36	4	60	1	1	65	5	3	11	0	19	3	69	4	5	76	6	196	202
06:30	23	4	17	0	44	4	98	3	2	105	20	3	14	0	37	0	71	6	1	77	3	263	266
06:45	23	8	18	0	49	4	123	9	1	136	22	2	14	0	38	4	107	15	14	126	15	349	364
Total	89	19	54	0	162	17	329	15	7	361	57	12	54	0	123	8	275	25	21	308	28	954	982
07:00	21	9	17	0	47	5	153	4	6	162	34	2	21	0	57	4	69	9	8	82	14	348	362
07:15	25	10	15	0	50	9	177	10	12	196	53	13	13	5	79	5	88	9	8	102	25	427	452
07:30	24	11	19	1	54	6	238	13	4	257	67	8	23	0	98	5	145	13	11	163	16	572	588
07:45	22	7	19	0	48	14	164	12	4	190	28	7	18	2	53	4	157	13	10	174	16	465	481
Total	92	37	70	1	199	34	732	39	26	805	182	30	75	7	287	18	459	44	37	521	71	1812	1883
08:00	18	6	15	0	39	13	121	14	15	148	18	8	18	3	44	3	135	22	17	160	35	391	426
08:15	16	5	16	1	37	9	117	7	4	133	26	3	9	0	38	5	126	10	17	141	22	349	371
08:30	14	2	13	2	29	7	84	5	3	96	25	4	11	0	40	8	110	7	12	125	17	290	307
08:45	20	7	8	0	35	7	115	13	4	135	25	5	13	1	43	5	123	7	8	135	13	348	361
Total	68	20	52	3	140	36	437	39	26	512	94	20	51	4	165	21	494	46	54	561	87	1378	1465
09:00	30	9	20	6	59	32	95	31	11	158	7	4	10	0	21	17	90	11	3	118	20	356	376
09:15	17	5	11	2	33	25	89	16	4	130	12	4	11	2	27	11	118	9	9	138	17	328	345
09:30	11	9	10	5	30	8	94	10	6	112	25	3	11	3	39	7	89	12	6	108	20	289	309
09:45	10	5	14	0	29	8	103	9	8	120	26	4	15	2	45	8	93	12	8	113	18	307	325
Total	68	28	55	13	151	73	381	66	29	520	70	15	47	7	132	43	390	44	26	477	75	1280	1355
10:00	12	3	9	0	24	12	90	10	3	112	27	7	12	2	46	15	91	9	4	115	9	297	306
10:15	17	0	5	1	22	11	87	8	3	106	14	2	15	0	31	6	108	6	5	120	9	279	288
10:30	12	3	6	0	21	16	115	22	4	153	19	5	14	0	38	10	102	18	8	130	12	342	354
10:45	8	5	11	1	24	15	112	13	7	140	12	12	11	0	35	8	75	5	5	88	13	287	300
Total	49	11	31	2	91	54	404	53	17	511	72	26	52	2	150	39	376	38	22	453	43	1205	1248
11:00	14	7	10	4	31	11	110	9	5	130	15	6	13	2	34	12	66	17	6	95	17	290	307
11:15	13	3	8	0	24	7	97	10	4	114	15	6	9	1	30	15	127	12	7	154	12	322	334
11:30	9	3	3	0	15	14	111	10	3	135	13	6	10	0	29	14	128	11	6	153	9	332	341
11:45	15	1	8	3	24	17	113	10	2	140	11	8	11	1	30	6	111	8	2	125	8	319	327
Total	51	14	29	7	94	49	431	39	14	519	54	26	43	4	123	47	432	48	21	527	46	1263	1309
12:00	7	4	5	0	16	9	111	14	5	134	13	1	12	1	26	7	100	10	8	117	14	293	307
12:15	7	4	12	1	23	21	111	12	4	144	12	7	9	0	28	7	108	8	7	123	12	318	330
12:30	20	5	6	0	31	13	136	4	7	153	12	3	14	0	29	11	116	13	6	140	13	353	366
12:45	13	4	4	0	21	13	115	7	7	135	18	4	11	2	33	9	100	13	1	122	10	311	321
Total	47	17	27	1	91	56	473	37	23	566	55	15	46	3	116	34	424	44	22	502	49	1275	1324
13:00	12	3	7	5	22	15	92	9	4	116	7	3	12	0	22	15	117	14	6	146	15	306	321
13:15	15	9	10	1	34	11	109	18	7	138	15	10	8	1	33	10	99	13	6	122	15	327	342
13:30	11	4	10	1	25	13	108	16	6	137	18	7	20	0	45	7	101	13	3	121	10	328	338
13:45	33	9	13	2	55	25	199	17	9	241	36	8	24	2	68	22	212	18	3	252	16	616	632
Total	71	25	40	9	136	64	508	60	26	632	76	28	64	3	168	54	529	58	18	641	56	1577	1633
14:00	8	3	7	1	18	22	137	15	7	174	20	8	17	1	45	10	123	10	4	143	13	380	393
14:15	9	8	6	1	23	18	125	18	5	161	28	3	18	0	49	8	168	38	7	214	13	447	460
14:30	13	11	5	1	29	16	120	14	9	150	23	7	11	1	41	14	202	43	14	259	25	479	504
14:45	13	3	10	1	26	19	120	13	14	152	21	6	20	3	47	16	153	16	8	185	26	410	436
Total	43	25	28	4	96	75	502	60	35	637	92	24	66	5	182	48	646	107	33	801	77	1716	1793
15:00	15	13	6	0	34	27	123	14	8	164	28	13	21	1	62	10	168	29	23	207	32	467	499
15:15	11	8	11	0	30	18	140	28	5	186	30	17	24	1	71	14	162	20	4	196	10	483	493
15:30	29	7	6	1	42	50	120	27	7	197	26	16	32	2	74	10	150	20	4	180	14	493	507
15:45	33	7	10	6	50	41	151	26	6	218	30	15	18	2	63	17	154	31	8	202	22	533	555
Total	88	35	33	7	156	136	534	95	26	765	114	61	95	6	270	51	634	100	39	785	78	1976	2054
16:00	21	6	9	2	36	35	170	22	5	227	39	7	21	4	67	14	158	29	2	201	13	531	544
16:15	22	8	12	0	42	17	171	24	4	212	27	5	20	1	52	19	191	35	2	245	7	551	558
16:30	19	16	9	1	44	32	165	18	2	215	22	11	30	1	63	15	208	27	4	250	8	572	580
16:45	20	12	14	0	46	24	166	31	1	221	42	14	24	0	80	35	222	27	3	284	4	631	635
Total	82	42	44	3	168	108	672	95	12	875	130	37	95	6	262	83	779	118	11	980	32	2285	2317
17:00	27	10	9	0	46	24	187	33	3	244	51	10	30	0	91	24	190	38	3	252	6	633	639
17:15	24	6	11	0	41	33	178	30	3	241	39	17	29	0	85	15	234	36	9	285	12	652	664
17:30	31	8	15	0	54	35	155	16	1	206	35	10	22	0	67	11	183	21	6	215	7	542	549
17:45	14	18	11	1	43	35	180	34	2	229	27	6	28	0	61	14	177	16	0	207	3	540	543
Total	96	42	46	1	184	127	680	113	9	920	152	43	109	0	304	64	784	111	18	959	28	2367	2395

Anoka County Highway Department

Traffic Engineering Section

Traffic Volume and Turning Movement Study

Weather: Warm and Sunny
 Counter: DB-400
 Counted by: Andy/Brett

File Name : TMC1013
 Site Code : 10130201
 Start Date : 5/27/2010
 Page No : 2

Groups Printed- Unshifted

Start Time	Polk St. Southbound					CSAH 14 Westbound					Oak Park Blvd. Northbound					CSAH 14 Eastbound					Excl. Total	Incl. Total	Int. Total
	Left	Thru	Right	Heavy	App. Total	Left	Thru	Right	Heavy	App. Total	Left	Thru	Right	Heavy	App. Total	Left	Thru	Right	Heavy	App. Total			
18:00	30	7	8	0	45	22	166	21	0	209	42	21	31	0	94	15	152	25	3	192	3	540	543
18:15	16	7	10	0	33	30	145	17	3	192	35	10	21	1	66	13	129	22	2	164	6	455	461
18:30	20	10	6	1	36	27	143	19	1	189	25	16	19	0	60	10	124	19	1	153	3	438	441
18:45	16	12	9	0	37	23	129	31	1	183	27	15	21	0	63	12	121	13	0	146	1	429	430
Total	82	36	33	1	151	102	583	88	5	773	129	62	92	1	283	50	526	79	6	655	13	1862	1875
19:00	13	7	10	0	30	35	112	17	1	164	15	13	12	0	40	14	123	20	0	157	1	391	392
19:15	18	7	8	0	33	18	89	23	0	130	29	11	17	0	57	10	113	17	2	140	2	360	362
19:30	12	7	4	0	23	21	94	17	1	132	30	9	19	2	58	5	90	12	1	107	4	320	324
19:45	17	7	6	0	30	17	91	17	1	125	21	21	32	0	74	14	87	25	0	126	1	355	356
Total	60	28	28	0	116	91	386	74	3	551	95	54	80	2	229	43	413	74	3	530	8	1426	1434
20:00	9	3	3	0	15	19	119	18	1	156	11	4	25	0	40	10	111	16	1	137	2	348	350
20:15	14	5	3	0	22	17	99	17	2	133	8	9	15	0	32	8	73	7	0	88	2	275	277
20:30	14	4	2	0	20	25	97	26	2	148	24	14	21	0	59	12	100	13	2	125	4	352	356
20:45	6	3	4	0	13	22	81	16	2	119	10	8	13	0	31	10	90	13	0	113	2	276	278
Total	43	15	12	0	70	83	396	77	7	556	53	35	74	0	162	40	374	49	3	463	10	1251	1261
21:00	18	9	10	1	37	17	89	11	0	117	15	7	20	0	42	17	94	9	1	120	2	316	318
21:15	8	1	4	0	13	19	86	16	0	121	17	2	20	0	39	12	64	13	1	89	1	262	263
21:30	9	3	1	0	13	15	64	17	0	96	13	6	5	1	24	4	81	6	0	91	1	224	225
Grand Total	1064	407	597	53	2068	1156	7687	994	265	9837	1470	503	1088	51	3061	676	7774	1013	336	9463	705	24429	25134
Apprch %	51.5	19.7	28.9			11.8	78.1	10.1			48	16.4	35.5			7.1	82.2	10.7					
Total %	4.4	1.7	2.4		8.5	4.7	31.5	4.1		40.3	6	2.1	4.5		12.5	2.8	31.8	4.1		38.7	2.8	97.2	

Start Time	Polk St. Southbound				CSAH 14 Westbound				Oak Park Blvd. Northbound				CSAH 14 Eastbound				Int. Total
	Left	Thru	Right	App. Total	Left	Thru	Right	App. Total	Left	Thru	Right	App. Total	Left	Thru	Right	App. Total	
Peak Hour Analysis From 06:00 to 11:45 - Peak 1 of 1																	
Peak Hour for Entire Intersection Begins at 07:15																	
07:15	25	10	15	50	9	177	10	196	53	13	13	79	5	88	9	102	427
07:30	24	11	19	54	6	238	13	257	67	8	23	98	5	145	13	163	572
07:45	22	7	19	48	14	164	12	190	28	7	18	53	4	157	13	174	465
08:00	18	6	15	39	13	121	14	148	18	8	18	44	3	135	22	160	391
Total Volume	89	34	68	191	42	700	49	791	166	36	72	274	17	525	57	599	1855
% App. Total	46.6	17.8	35.6		5.3	88.5	6.2		60.6	13.1	26.3		2.8	87.6	9.5		
PHF	.890	.773	.895	.884	.750	.735	.875	.769	.619	.692	.783	.699	.850	.836	.648	.861	.811

Start Time	Polk St. Southbound				CSAH 14 Westbound				Oak Park Blvd. Northbound				CSAH 14 Eastbound				Int. Total
	Left	Thru	Right	App. Total	Left	Thru	Right	App. Total	Left	Thru	Right	App. Total	Left	Thru	Right	App. Total	
Peak Hour Analysis From 12:00 to 21:30 - Peak 1 of 1																	
Peak Hour for Entire Intersection Begins at 16:30																	
16:30	19	16	9	44	32	165	18	215	22	11	30	63	15	208	27	250	572
16:45	20	12	14	46	24	166	31	221	42	14	24	80	35	222	27	284	631
17:00	27	10	9	46	24	187	33	244	51	10	30	91	24	190	38	252	633
17:15	24	6	11	41	33	178	30	241	39	17	29	85	15	234	36	285	652
Total Volume	90	44	43	177	113	696	112	921	154	52	113	319	89	854	128	1071	2488
% App. Total	50.8	24.9	24.3		12.3	75.6	12.2		48.3	16.3	35.4		8.3	79.7	12		
PHF	.833	.688	.768	.962	.856	.930	.848	.944	.755	.765	.942	.876	.636	.912	.842	.939	.954

**ANOKA COUNTY HIGHWAY
PC-WARRANTS
TRAFFIC SIGNAL WARRANT ANALYSIS**

Study Name :
Study Date : 06/01/10
Page No. : 1

Signal Warrants - Summary

Major Street Approaches

Eastbound: CSAH 14
Number of Lanes: 2
Approach Speed: 50
Total Approach Volume: 9,463

Westbound: CSAH 14
Number of Lanes: 2
Approach Speed: 50
Total Approach Volume: 9,837

Minor Street Approaches

Northbound: Oak Park Blvd.
Number of Lanes: 2
Total Approach Volume: 3,061

Southbound: Polk St.
Number of Lanes: 2
Total Approach Volume: 2,068

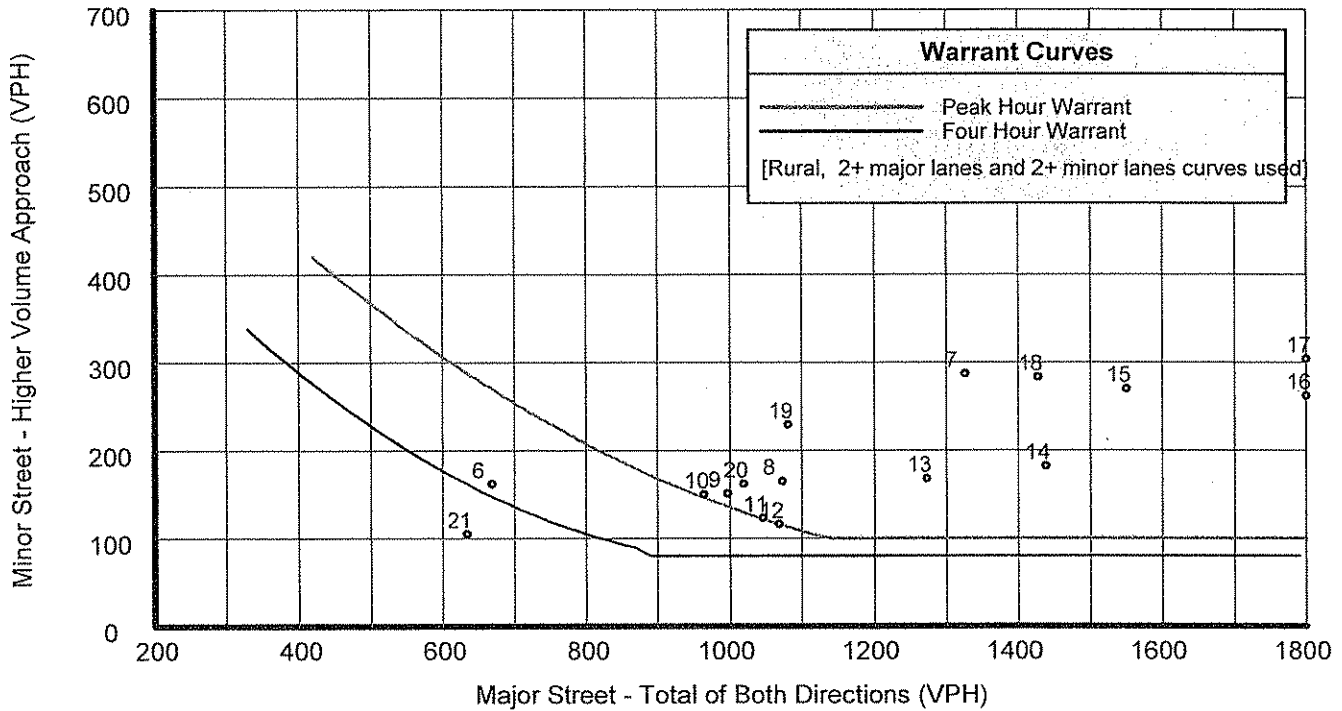
Warrant Summary (Rural values apply.)

Warrant 1 - Eight Hour Vehicular Volumes	Satisfied
Warrant 1A - Minimum Vehicular Volume Satisfied	
Required volumes reached for 13 hours, 8 are needed	
Warrant 1B - Interruption of Continuous Traffic Satisfied	
Required volumes reached for 16 hours, 8 are needed	
Warrant 1 A&B - Combination of Warrants Satisfied	
Required volumes reached for 15 hours, 8 are needed	
Warrant 2 - Four Hour Volumes	Satisfied
Number of hours (15) volumes exceed minimum >= minimum required (4).	
Warrant 3 - Peak Hour	Satisfied
Warrant 3A - Peak Hour Delay Satisfied	
Number of hours (43) volumes exceed minimum >= required (1). Delay data not evaluated.	
Warrant 3B - Peak Hour Volumes Satisfied	
Volumes exceed minimums for at least one hour.	
Warrant 4 - Pedestrian Volumes	Not Evaluated
Warrant 5 - School Crossing	Not Evaluated
Warrant 6 - Coordinated Signal System	Not Evaluated
Warrant 7 - Crash Experience	Not Evaluated
Warrant 8 - Roadway Network	Not Evaluated

**ANOKA COUNTY HIGHWAY
PC-WARRANTS
TRAFFIC SIGNAL WARRANT ANALYSIS**

Study Name :
Study Date : 06/01/10
Page No. : 2

Signal Warrants - Summary



Analysis of 8-Hour Volume Warrants:

Hour Begin	Major Total	Higher Minor		War-1A			War-1B			War-1A&B		
		Vol	Dir	Major Crit	Minor Crit	Meets?	Major Crit	Minor Crit	Meets?	Major Crit	Minor Crit	Meets?
00:00	0	0	NB	420-No	140-No	---	630-No	70-No	---	504-No	112-No	---
01:00	0	0	NB	420-No	140-No	---	630-No	70-No	---	504-No	112-No	---
02:00	0	0	NB	420-No	140-No	---	630-No	70-No	---	504-No	112-No	---
03:00	0	0	NB	420-No	140-No	---	630-No	70-No	---	504-No	112-No	---
04:00	0	0	NB	420-No	140-No	---	630-No	70-No	---	504-No	112-No	---
05:00	0	0	NB	420-No	140-No	---	630-No	70-No	---	504-No	112-No	---
06:00	669	162	SB	420-Yes	140-Yes	Both	630-Yes	70-Yes	Both	504-Yes	112-Yes	Both
07:00	1,326	287	NB	420-Yes	140-Yes	Both	630-Yes	70-Yes	Both	504-Yes	112-Yes	Both
08:00	1,073	165	NB	420-Yes	140-Yes	Both	630-Yes	70-Yes	Both	504-Yes	112-Yes	Both
09:00	997	151	SB	420-Yes	140-Yes	Both	630-Yes	70-Yes	Both	504-Yes	112-Yes	Both
10:00	964	150	NB	420-Yes	140-Yes	Both	630-Yes	70-Yes	Both	504-Yes	112-Yes	Both
11:00	1,046	123	NB	420-Yes	140-No	Major	630-Yes	70-Yes	Both	504-Yes	112-Yes	Both
12:00	1,068	116	NB	420-Yes	140-No	Major	630-Yes	70-Yes	Both	504-Yes	112-Yes	Both
13:00	1,273	168	NB	420-Yes	140-Yes	Both	630-Yes	70-Yes	Both	504-Yes	112-Yes	Both
14:00	1,438	182	NB	420-Yes	140-Yes	Both	630-Yes	70-Yes	Both	504-Yes	112-Yes	Both
15:00	1,550	270	NB	420-Yes	140-Yes	Both	630-Yes	70-Yes	Both	504-Yes	112-Yes	Both
16:00	1,855	262	NB	420-Yes	140-Yes	Both	630-Yes	70-Yes	Both	504-Yes	112-Yes	Both
17:00	1,879	304	NB	420-Yes	140-Yes	Both	630-Yes	70-Yes	Both	504-Yes	112-Yes	Both
18:00	1,428	283	NB	420-Yes	140-Yes	Both	630-Yes	70-Yes	Both	504-Yes	112-Yes	Both
19:00	1,081	229	NB	420-Yes	140-Yes	Both	630-Yes	70-Yes	Both	504-Yes	112-Yes	Both
20:00	1,019	162	NB	420-Yes	140-Yes	Both	630-Yes	70-Yes	Both	504-Yes	112-Yes	Both
21:00	634	105	NB	420-Yes	140-No	Major	630-Yes	70-Yes	Both	504-Yes	112-No	Major
22:00	0	0	NB	420-No	140-No	---	630-No	70-No	---	504-No	112-No	---
23:00	0	0	NB	420-No	140-No	---	630-No	70-No	---	504-No	112-No	---

**ANOKA COUNTY HIGHWAY
PC-WARRANTS
TRAFFIC SIGNAL WARRANT ANALYSIS**

Study Name : TMC1013
Study Date : 06/01/10
Page No. : 1

Multi-Way Stop Warrant Report

Major Street Approaches

Eastbound: CSAH 14
Total Approach Volume: 9,463
Approach Speed: 50

Westbound: CSAH 14
Total Approach Volume: 9,837
Approach Speed: 50

Minor Street Approaches

Northbound: Oak Park Blvd.
Total Approach Volume: 3,061

Southbound: Polk St.
Total Approach Volume: 2,068

Warrant Summary

Criteria A - Interim Measure Not Evaluated
If traffic signals are justified, stop signs can be installed as an interim measure.

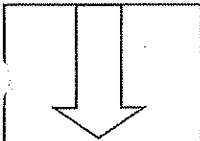
Criteria B - Crash Experience Not Evaluated

Criteria C - Minimum Volumes and Delays Satisfied
Delay data not evaluated
Required volumes reached for 16 hours, 8 are needed

Criteria D - 80% of Volumes, Delays, and Crashes Not Evaluated
Delay data not evaluated
Number of crashes (-1) is less than the minimum required (4).
Required volumes reached for 0 hours, 8 are needed

Analysis of 8 Hour Volume Warrants:

Time	Major Total	Minor Total	Crit C			Crit D		
			Major	Minor Crit	Meets?	Major Crit	Minor Crit	Meets?
05:45 - 06:45	407	198	210-Yes	140-Yes	Both	240-Yes	160-Yes	Both
06:45 - 07:45	1,224	472	210-Yes	140-Yes	Both	240-Yes	160-Yes	Both
07:45 - 08:45	1,167	328	210-Yes	140-Yes	Both	240-Yes	160-Yes	Both
08:45 - 09:45	1,034	287	210-Yes	140-Yes	Both	240-Yes	160-Yes	Both
09:45 - 10:45	969	256	210-Yes	140-Yes	Both	240-Yes	160-Yes	Both
10:45 - 11:45	1,009	222	210-Yes	140-Yes	Both	240-Yes	160-Yes	Both
11:45 - 12:45	1,076	207	210-Yes	140-Yes	Both	240-Yes	160-Yes	Both
12:45 - 13:45	1,037	235	210-Yes	140-Yes	Both	240-Yes	160-Yes	Both
13:45 - 14:45	1,594	328	210-Yes	140-Yes	Both	240-Yes	160-Yes	Both
14:45 - 15:45	1,467	386	210-Yes	140-Yes	Both	240-Yes	160-Yes	Both
15:45 - 16:45	1,770	417	210-Yes	140-Yes	Both	240-Yes	160-Yes	Both
16:45 - 17:45	1,948	510	210-Yes	140-Yes	Both	240-Yes	160-Yes	Both
17:45 - 18:45	1,535	438	210-Yes	140-Yes	Both	240-Yes	160-Yes	Both
18:45 - 19:45	1,159	341	210-Yes	140-Yes	Both	240-Yes	160-Yes	Both
19:45 - 20:45	1,038	292	210-Yes	140-Yes	Both	240-Yes	160-Yes	Both
20:45 - 21:45	866	212	210-Yes	140-Yes	Both	240-Yes	160-Yes	Both
05:30 - 06:30	225	117	210-Yes	140-No	Major	240-No	160-No	No
00:00 - 01:00	0	0	210-No	140-No	No	240-No	160-No	No
00:15 - 01:15	0	0	210-No	140-No	No	240-No	160-No	No
00:30 - 01:30	0	0	210-No	140-No	No	240-No	160-No	No
00:45 - 01:45	0	0	210-No	140-No	No	240-No	160-No	No
01:00 - 02:00	0	0	210-No	140-No	No	240-No	160-No	No
01:15 - 02:15	0	0	210-No	140-No	No	240-No	160-No	No
01:30 - 02:30	0	0	210-No	140-No	No	240-No	160-No	No



COUNT LOCATION:

CSAH 14 (125th)

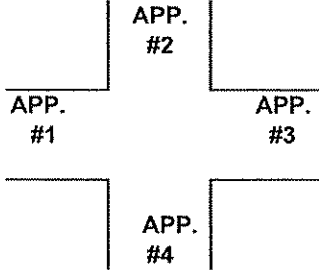
DATE:

5/26/2010

@ Polk/Oak Park Blvd.)

NORTH

APP. #1 = CSAH 14
APP. #2 = Oak Park Blvd.
APP. #3 = CSAH 14
APP. #4 = Polk St.



HEAVY VEHICLE- ANY VEHICLE HAVING MORE THAN FOUR TIRES TOUCHING THE PAVEMENT

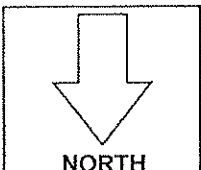
A. TRUCKS- A HEAVY VEHICLE INVOLVED PRIMARILY IN THE TRANSPORT OF GOODS OR IN THE DELIVERY OF A SERVICE.

B. RV- A HEAVY VEHICLE OPERATED BY A PRIVATE MOTORIST AND INVOLVED IN THE TRANSPORT OF RECREATIONAL EQUIPMENT OR FACILITIES.

C. BUSES- A HEAVY VEHICLE INVOLVED IN THE TRANSPORTATION OF GROUPS OF PEOPLE.

TIME	PEDESTRIANS					HEAVY VEHICLES		
	APP. #1	APP. #2	APP. #3	APP. #4	15 MIN TOT	TRUCKS	RV	BUS
6:00-6:15AM						4		
6:15-6:30		1			1	2		4
6:30-6:45			1		1	3		
6:45-7:00		1		1	2	6		9
HOURLY TOTAL					4	HOURLY TOTAL		28
7:00-7:15		1		1	2	5		10
7:15-7:30		1			1	6		19
7:30-7:45		3			3	7	1	9
7:45-8:00		2		4	6	9		7
HOURLY TOTAL					12	HOURLY TOTAL		73
8:00-8:15		10			10	8	1	26
8:15-8:30		2	4	1	7	5	1	16
8:30-8:45		1			1	6		11
8:45-9:00		3		2	5	6		7
HOURLY TOTAL					23	HOURLY TOTAL		87
9:00-9:15				2	2	4		17
9:15-9:30	1	4		2	7	11		6
9:30-9:45						12		8
9:45-10:00		2			2	15		3
HOURLY TOTAL					11	HOURLY TOTAL		76
10:00-10:15						6		2
10:15-10:30						8	1	
10:30-10:45		1			1	9		3
10:45-11:00		1			1	13		1
HOURLY TOTAL					2	HOURLY TOTAL		43
11:00-11:15	1			1	2	15		2
11:15-11:30						12		
11:30-11:45		1			1	6	1	2
11:45-12:00		1			1	5		3
HOURLY TOTAL					4	HOURLY TOTAL		46
12:00-12:15				3	3	14		
12:15-12:30						12		
12:30-12:45		2			2	12		1
12:45-1:00						5		5
HOURLY TOTAL					5	HOURLY TOTAL		49
1:00-1:15						11	1	3
1:15-1:30	2				2	12	1	2
1:30-1:45						9		1
1:45-2:00						7		4
HOURLY TOTAL					2	HOURLY TOTAL		51
					TOTAL		TOTAL	453
					63			

1
2
3
4
5
6
7
8
9
10
11
12
13
14
15
16
17
18
19
20
21
22
23
24
25
26
27
28
29
30
31
32



COUNT LOCATION:

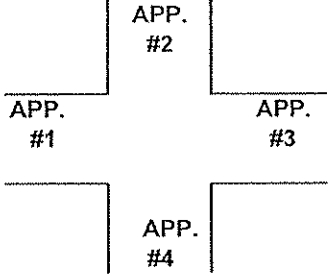
CSAH 14 (125th)

DATE:

5/27/2010

@ Polk/Oak Park Blvd.)

- APP. #1 = CSAH 14
- APP. #2 = Oak Park Blvd.
- APP. #3 = CSAH 14
- APP. #4 = Polk St.



- HEAVY VEHICLE- ANY VEHICLE HAVING MORE THAN FOUR TIRES TOUCHING THE PAVEMENT
- A. TRUCKS- A HEAVY VEHICLE INVOLVED PRIMARILY IN THE TRANSPORT OF GOODS OR IN THE DELIVERY OF A SERVICE.
 - B. RV- A HEAVY VEHICLE OPERATED BY A PRIVATE MOTORIST AND INVOLVED IN THE TRANSPORT OF RECREATIONAL EQUIPMENT OR FACILITIES.
 - C. BUSES- A HEAVY VEHICLE INVOLVED IN THE TRANSPORTATION OF GROUPS OF PEOPLE.

TIME	PEDESTRIANS					HEAVY VEHICLES		
	APP. #1	APP. #2	APP. #3	APP. #4	15 MIN TOT	TRUCKS	RV	BUS
2:00-2:15PM				2		5		
2:15-2:30						9	1	3
2:30-2:45						4		9
2:45-3:00		1		1		10		15
HOURLY TOTAL					4	HOURLY TOTAL		56
3:00-3:15				8		12		14
3:15-3:30				64		9		23
3:30-3:45		2		14		4		6
3:45-4:00				2		5		8
HOURLY TOTAL					90	HOURLY TOTAL		81
4:00-4:15						10		13
4:15-4:30						2		11
4:30-4:45		3	3	7		3		4
4:45-5:00		2		4		8		
HOURLY TOTAL					19	HOURLY TOTAL		51
5:00-5:15						4		
5:15-5:30		5		6		5		1
5:30-5:45		8		5		7	1	5
5:45-6:00		8	1	9		8		
HOURLY TOTAL					42	HOURLY TOTAL		31
6:00-6:15		1				2		
6:15-6:30								
6:30-6:45						6		
6:45-7:00		2				3		
HOURLY TOTAL					3	HOURLY TOTAL		11
7:00-7:15						1		
7:15-7:30						1		
7:30-7:45						3		
7:45-8:00						1		
HOURLY TOTAL						HOURLY TOTAL		1
8:00-8:15						2		
8:15-8:30						1		
8:30-8:45						2		
8:45-9:00						4		
HOURLY TOTAL						HOURLY TOTAL		9
9:00-9:15						2		
9:15-9:30						2		
9:30-9:45						1		
9:45-10:00						1		
HOURLY TOTAL						HOURLY TOTAL		6
TOTAL					221	TOTAL		699

1
2
3
4
5
6
7
8
9
10
11
12
13
14
15
16
17
18
19
20
21
22
23
24
25
26
27
28
29
30
31
32