


Date: 06/01/10

Count Number: TMC1014

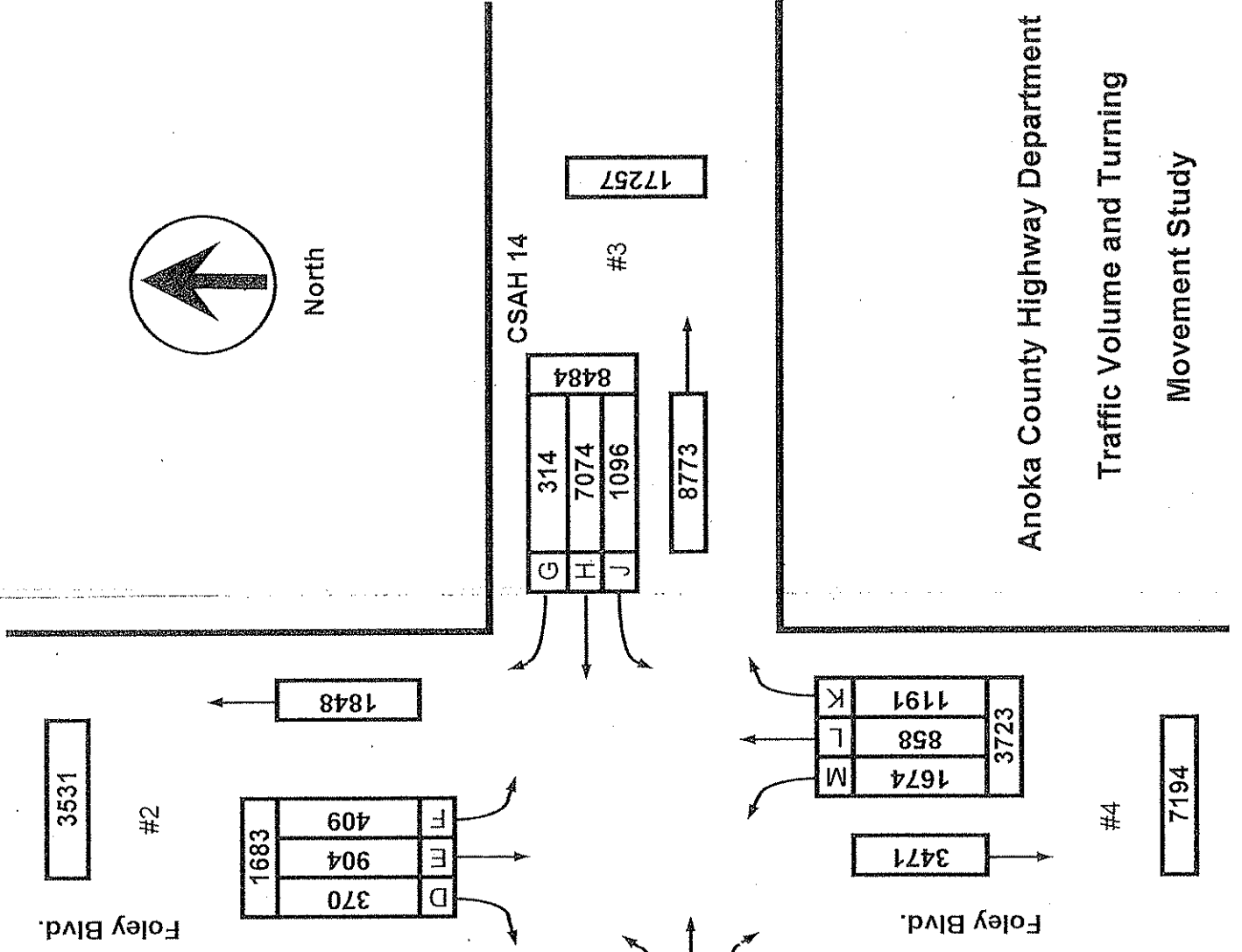
Location: CSAH 14 (Main St.)

@ Foley Blvd.

Collection Period: 6:00AM - 10:00PM




North



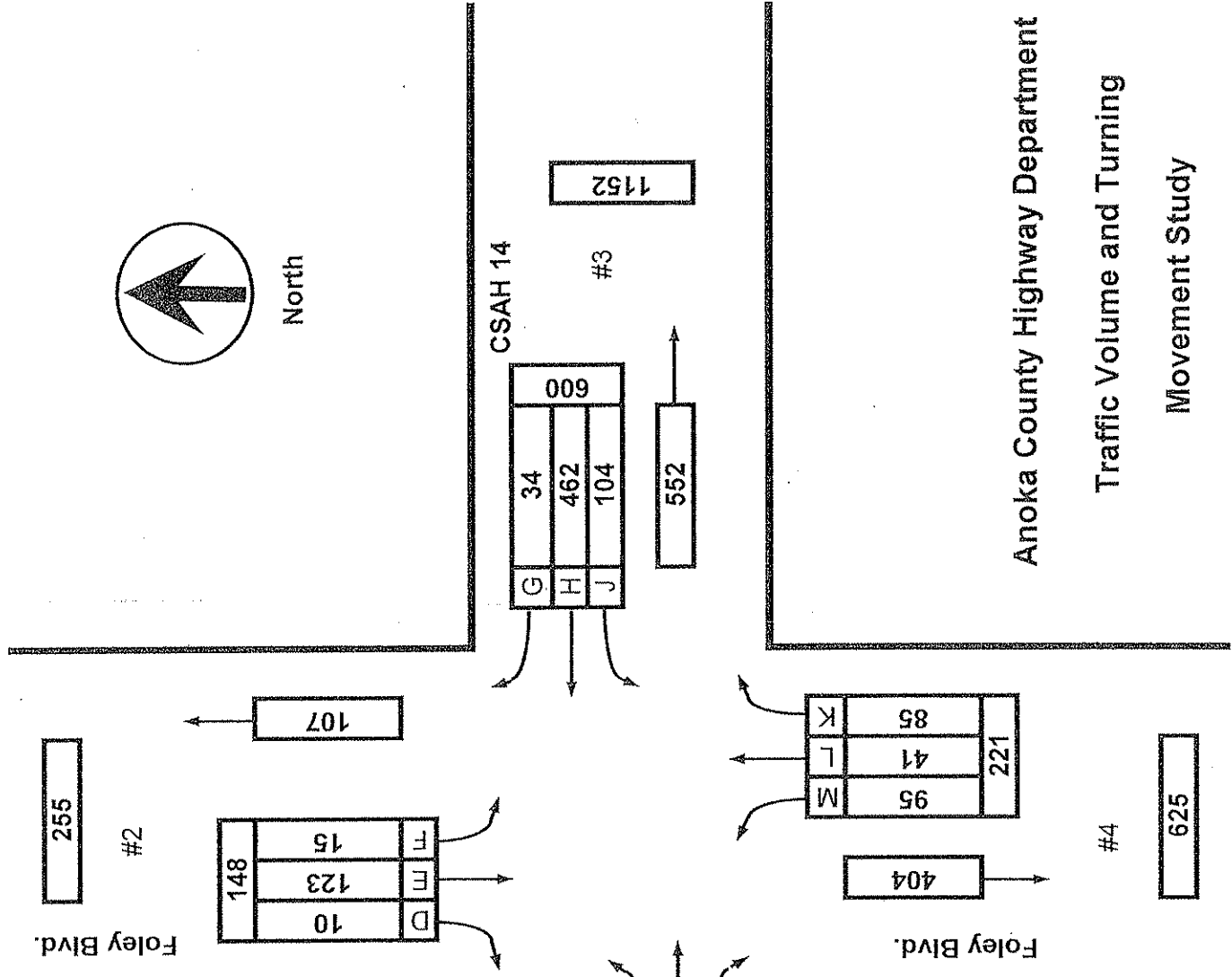
	EXISTING LANES OF APPROACH			TOTAL
	RIGHT TURN LANE	LEFT TURN LANE	THRU LANES	
#1	1	1	1	3
#2	1	1	1	3
#3	1	1	1	3
#4	0	1	1	2

Anoka County Highway Department
 Traffic Volume and Turning
 Movement Study

Date: 06/03/10
 Count Number: TMC1014
 Location: CSAH 14 (Main St.)
 @ Foley Blvd.
 Collection Period: AM PEAK
 Hour: 7:00-8:00 AM




North



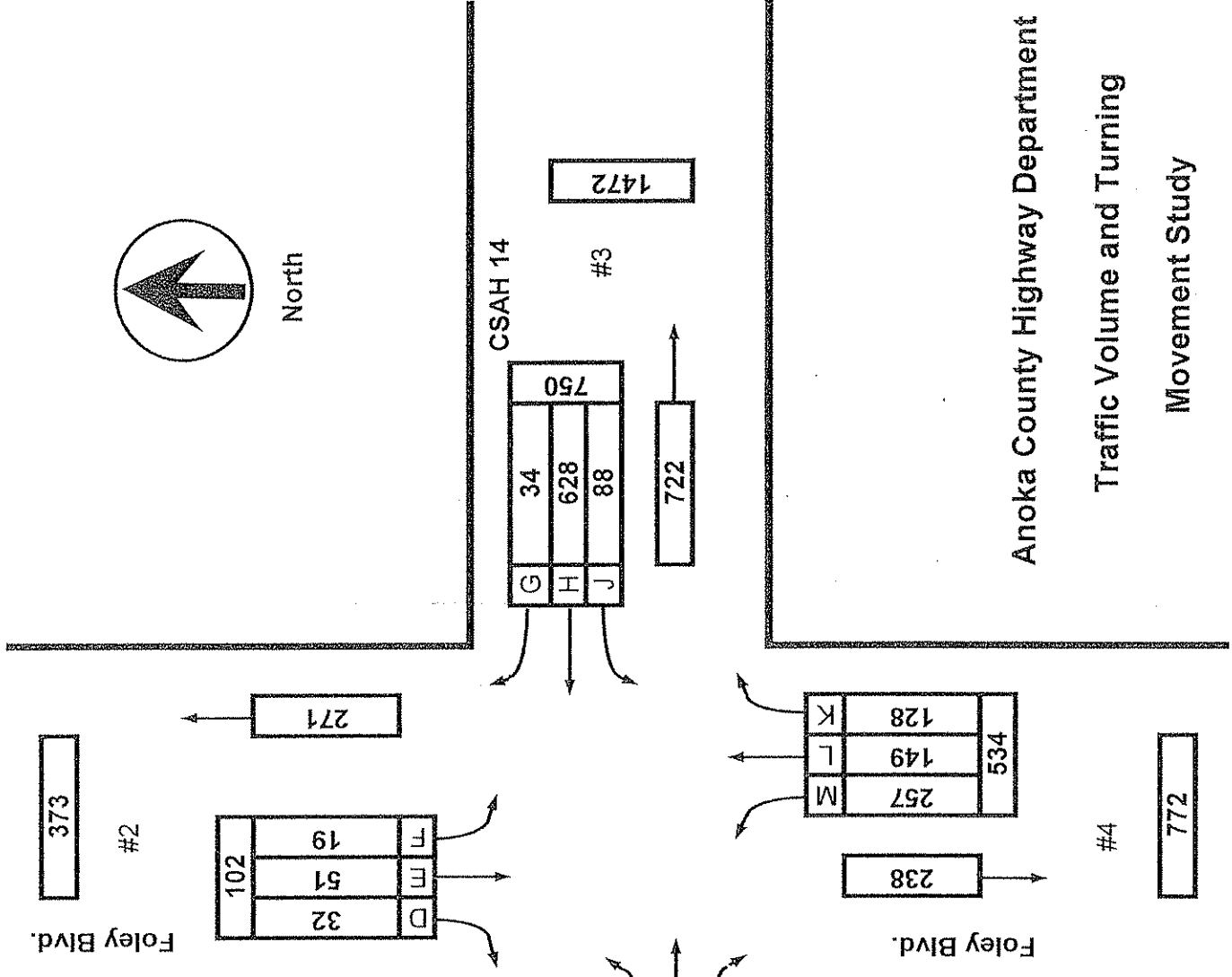
	EXISTING LANES OF APPROACH			TOTAL
	RIGHT TURN LANE	LEFT TURN LANE	THRU LANES	
#1	1	1	1	3
#2	1	1	1	3
#3	1	1	1	3
#4	0	1	1	2

Anoka County Highway Department
 Traffic Volume and Turning
 Movement Study

Date : 06/01/10
 Count Number : TMC1014
 Location : CSAH 14 (Main St.)
 @ Foley Blvd.
 Collection Period : PM PEAK
 Hour : 4:45-5:45 PM



North



	EXISTING LANES OF APPROACH			TOTAL
	RIGHT TURN LANE	LEFT TURN LANE	THRU LANES	
#1	1	1	1	3
#2	1	1	1	3
#3	1	1	1	3
#4	0	1	1	2

Anoka County Highway Department
 Traffic Volume and Turning
 Movement Study



Anoka County Highway Department

Traffic Engineering Section Traffic Volume and Turning Movement Study

Weather: Warm and Sunny
Counter: DB-400
Counted by: Andy/Brett

File Name : TMC1014
Site Code : 10140202
Start Date : 6/1/2010
Page No : 1

Groups Printed- Unshifted

Start Time	Foley Blvd Southbound					CSAH 14 Westbound					Foley Blvd Northbound					CSAH 14 Eastbound					Excl. Total	Inclu. Total	Int. Total
	Left	Thru	Right	Heavy	App. Total	Left	Thru	Right	Heavy	App. Total	Left	Thru	Right	Heavy	App. Total	Left	Thru	Right	Heavy	App. Total			
06:00	3	20	3	0	26	7	44	2	1	53	10	7	7	0	24	8	46	15	2	69	3	172	175
06:15	1	25	1	0	27	11	58	6	2	75	7	6	10	0	23	3	61	35	3	99	5	224	229
06:30	1	36	4	2	41	17	79	15	3	111	19	10	15	0	44	10	76	42	9	128	14	324	338
06:45	4	38	7	1	49	18	106	14	1	138	22	19	22	2	63	8	95	25	18	128	22	378	400
Total	9	119	15	3	143	53	287	37	7	377	58	42	54	2	154	29	278	117	32	424	44	1098	1142
07:00	0	26	2	0	28	19	109	4	3	132	12	12	14	1	38	7	115	51	12	173	16	371	387
07:15	5	25	2	0	32	25	110	13	10	148	34	9	40	5	83	10	111	32	7	153	22	416	438
07:30	2	38	3	0	43	27	130	13	12	170	26	14	25	3	65	10	123	50	6	183	21	461	482
07:45	8	34	3	1	45	33	113	4	4	150	23	6	6	2	35	5	103	44	11	152	18	382	400
Total	15	123	10	1	148	104	462	34	29	600	95	41	85	11	221	32	452	177	36	661	77	1630	1707
08:00	5	19	7	2	31	19	104	9	1	132	7	5	14	1	26	19	89	31	13	139	17	328	345
08:15	2	12	4	0	18	20	95	8	7	123	19	11	12	2	42	11	102	24	9	137	18	320	338
08:30	3	17	4	1	24	9	53	4	1	66	15	9	12	6	36	7	97	27	8	131	16	257	273
08:45	2	15	1	0	18	22	107	5	4	134	23	9	10	4	42	8	94	13	7	115	15	309	324
Total	12	63	16	3	91	70	359	26	13	455	64	34	48	13	146	45	382	95	37	522	66	1214	1280
09:00	7	17	7	1	31	18	103	0	23	121	25	6	14	1	45	4	82	31	1	117	26	314	340
09:15	1	6	2	0	9	15	89	2	8	106	18	6	9	2	33	1	115	19	5	135	15	283	298
09:30	8	18	6	0	32	18	104	1	11	123	24	6	16	2	46	3	88	17	4	108	17	309	326
09:45	4	5	5	0	14	17	98	2	1	117	23	4	13	1	40	6	95	17	12	118	14	289	303
Total	20	46	20	1	86	68	394	5	43	467	90	22	52	6	164	14	380	84	22	478	72	1195	1267
10:00	5	11	7	0	23	3	75	3	5	81	18	3	11	3	32	5	79	12	5	96	13	232	245
10:15	3	21	2	0	26	11	101	3	7	115	17	12	18	0	47	6	71	20	2	97	9	285	294
10:30	6	9	1	0	16	13	113	5	5	131	22	3	19	0	44	3	110	18	6	131	11	322	333
10:45	3	13	11	0	27	10	92	3	4	105	14	11	13	0	38	6	100	19	9	125	13	295	308
Total	17	54	21	0	92	37	381	14	21	432	71	29	61	3	161	20	360	69	22	449	46	1134	1180
11:00	8	5	3	4	16	7	108	3	5	118	19	11	13	4	43	3	104	16	2	123	15	300	315
11:15	2	12	6	0	20	19	112	4	6	135	19	8	9	3	36	6	115	19	0	140	9	331	340
11:30	3	13	5	1	21	8	97	3	4	108	23	9	16	0	48	14	107	19	6	140	11	317	328
11:45	8	13	14	1	35	7	107	10	6	124	18	11	17	3	46	16	125	27	6	168	16	373	389
Total	21	43	28	6	92	41	424	20	21	485	79	39	55	10	173	39	451	81	14	571	51	1321	1372
12:00	11	21	5	5	37	11	105	2	2	118	20	5	13	1	38	14	110	23	4	147	12	340	352
12:15	7	15	4	1	26	9	98	8	6	115	22	15	13	2	50	76	112	18	3	206	12	397	409
12:30	10	6	6	0	22	20	119	5	7	144	27	18	21	2	66	24	120	20	4	164	13	396	409
12:45	15	13	7	1	35	13	126	6	4	145	16	13	20	0	49	7	91	20	8	118	13	347	360
Total	43	55	22	7	120	53	448	21	19	522	85	51	67	5	203	121	433	81	19	635	50	1480	1530
13:00	11	10	3	3	24	21	116	4	5	141	20	15	10	5	45	6	111	15	4	132	17	342	359
13:15	2	13	5	1	20	6	105	2	6	113	21	20	14	1	55	4	92	11	6	107	14	295	309
13:30	6	13	15	1	34	18	121	3	4	142	19	12	13	1	44	19	106	15	4	140	10	360	370
13:45	30	23	9	3	62	9	124	4	5	137	29	12	17	0	58	6	113	21	4	140	12	397	409
Total	49	59	32	8	140	54	466	13	20	533	89	59	54	7	202	35	422	62	18	519	53	1394	1447
14:00	7	9	4	0	20	7	102	8	8	117	23	13	12	0	48	10	154	26	14	190	22	375	397
14:15	7	26	6	2	39	16	104	7	7	127	26	8	24	5	58	7	175	20	22	202	36	426	462
14:30	12	17	8	0	37	28	133	2	10	163	25	15	19	8	59	13	181	24	16	218	34	477	511
14:45	15	20	13	4	48	39	157	2	14	198	37	11	20	1	68	22	138	27	10	187	29	501	530
Total	41	72	31	6	144	90	496	19	39	605	111	47	75	14	233	52	648	97	62	797	121	1779	1900
15:00	15	17	8	0	40	23	152	4	8	179	27	10	32	2	69	13	171	36	8	220	18	508	526
15:15	16	15	9	2	40	19	178	1	8	198	21	19	19	1	59	5	151	25	5	181	16	478	494
15:30	8	5	8	1	21	19	131	4	3	154	42	18	38	6	98	7	127	33	3	167	13	440	453
15:45	8	5	11	1	24	23	147	6	4	176	37	19	28	4	84	19	163	28	2	210	11	494	505
Total	47	42	36	4	125	84	608	15	23	707	127	66	117	13	310	44	612	122	18	778	58	1920	1978
16:00	7	8	3	0	18	22	134	5	6	161	40	27	30	2	97	12	143	23	3	178	11	454	465
16:15	2	7	5	0	14	24	150	8	4	182	44	32	33	3	109	16	168	31	6	215	13	520	533
16:30	6	10	1	0	17	23	174	5	10	202	34	29	25	1	88	12	146	16	3	174	14	481	495
16:45	4	17	13	0	34	19	175	9	7	203	46	22	30	1	98	11	146	33	1	190	9	525	534
Total	19	42	22	0	83	88	633	27	27	748	164	110	118	7	392	51	603	103	13	757	47	1980	2027
17:00	4	18	7	0	29	18	135	7	1	160	48	28	30	0	106	24	135	18	3	177	4	472	476
17:15	2	6	5	0	13	21	159	7	4	187	86	50	36	2	172	32	161	29	1	222	7	594	601
17:30	9	10	7	0	26	30	159	11	4	200	77	49	32	0	158	21	133	19	2	173	6	557	563
17:45	10	10	8	0	28	20	158	8	3	186	82	36	30	1	148	19	98	26	0	143	4	505	509
Total	25	44	27	0	96	89	611	33	12	733	293	163	128	3	584	96	527	92	6	715	21	2128	2149



Anoka County Highway Department

Traffic Engineering Section Traffic Volume and Turning Movement Study

Weather: Warm and Sunny
Counter: DB-400
Counted by: Andy/Brett

File Name : TMC1014
Site Code : 10140202
Start Date : 6/1/2010
Page No : 2

Groups Printed- Unshifted

Start Time	Foley Blvd Southbound					CSAH 14 Westbound					Foley Blvd Northbound					CSAH 14 Eastbound					Exclu. Total	Inclu. Total	Int. Total
	Left	Thru	Right	Heavy	App. Total	Left	Thru	Right	Heavy	App. Total	Left	Thru	Right	Heavy	App. Total	Left	Thru	Right	Heavy	App. Total			
18:00	7	7	4	0	18	28	145	5	2	178	27	20	14	0	61	10	125	27	2	162	4	419	423
18:15	4	12	3	0	19	20	115	2	0	137	42	23	19	0	84	17	137	25	1	179	1	419	420
18:30	6	15	7	1	28	22	137	5	1	164	33	13	23	0	69	10	113	19	2	142	4	403	407
18:45	1	1	5	0	7	18	149	1	4	168	31	5	17	0	53	8	135	21	3	164	7	392	399
Total	18	35	19	1	72	88	546	13	7	647	133	61	73	0	267	45	510	92	8	647	16	1633	1649
19:00	6	9	4	1	19	9	106	6	3	121	19	8	23	0	50	8	131	22	3	161	7	351	358
19:15	10	6	4	0	20	18	91	4	1	113	31	7	16	0	54	1	109	15	1	125	2	312	314
19:30	8	11	6	0	25	13	72	3	0	88	21	7	15	0	43	5	104	27	0	136	0	292	292
19:45	4	7	4	0	15	10	83	4	1	97	25	7	13	1	45	8	108	16	0	132	2	289	291
Total	28	33	18	1	79	50	352	17	5	419	96	29	67	1	192	22	452	80	4	554	11	1244	1255
20:00	0	10	5	0	15	19	90	6	1	115	15	10	17	0	42	2	101	17	2	120	3	292	295
20:15	11	13	3	0	27	8	79	2	2	89	18	9	19	0	46	9	95	18	0	122	2	284	286
20:30	2	13	7	0	22	19	84	1	0	104	17	6	19	0	42	6	84	25	0	115	0	283	283
20:45	7	14	11	0	32	22	93	4	1	119	12	12	22	0	46	0	72	13	0	85	1	282	283
Total	20	50	26	0	96	68	346	13	4	427	62	37	77	0	176	17	352	73	2	442	6	1141	1147
21:00	7	5	13	0	25	19	72	1	0	92	18	5	16	1	39	8	110	8	0	126	1	282	283
21:15	11	9	8	0	28	14	70	3	0	87	15	11	18	0	44	5	75	16	1	96	1	255	256
21:30	2	4	0	0	6	18	66	2	0	86	14	8	16	1	38	0	70	16	1	86	2	216	218
21:45	5	6	6	0	17	8	53	1	0	62	10	4	10	0	24	1	56	6	0	63	0	166	166
Total	25	24	27	0	76	59	261	7	0	327	57	28	60	2	145	14	311	46	2	371	4	919	923
Grand Total	409	904	370	41	1683	1096	7074	314	290	8484	1674	858	1191	97	3723	676	7173	1471	315	9320	743	23210	23953
Apprch %	24.3	53.7	22			12.9	83.4	3.7			45	23	32			7.3	77	15.8					
Total %	1.8	3.9	1.6		7.3	4.7	30.5	1.4		36.6	7.2	3.7	5.1		16	2.9	30.9	6.3		40.2	3.1	96.9	

Start Time	Foley Blvd Southbound				CSAH 14 Westbound				Foley Blvd Northbound				CSAH 14 Eastbound				Int. Total
	Left	Thru	Right	App. Total	Left	Thru	Right	App. Total	Left	Thru	Right	App. Total	Left	Thru	Right	App. Total	
Peak Hour Analysis From 06:00 to 11:45 - Peak 1 of 1																	
Peak Hour for Entire Intersection Begins at 07:00																	
07:00	0	26	2	28	19	109	4	132	12	12	14	38	7	115	51	173	371
07:15	5	25	2	32	25	110	13	148	34	9	40	83	10	111	32	153	416
07:30	2	38	3	43	27	130	13	170	26	14	25	65	10	123	50	183	461
07:45	8	34	3	45	33	113	4	150	23	6	6	35	5	103	44	152	382
Total Volume	15	123	10	148	104	462	34	600	95	41	85	221	32	452	177	661	1630
% App. Total	10.1	83.1	6.8		17.3	77	5.7		43	18.6	38.5		4.8	68.4	26.8		
PHF	.469	.809	.833	.822	.788	.888	.654	.882	.699	.732	.531	.666	.800	.919	.868	.903	.884

Start Time	Foley Blvd Southbound				CSAH 14 Westbound				Foley Blvd Northbound				CSAH 14 Eastbound				Int. Total
	Left	Thru	Right	App. Total	Left	Thru	Right	App. Total	Left	Thru	Right	App. Total	Left	Thru	Right	App. Total	
Peak Hour Analysis From 12:00 to 21:45 - Peak 1 of 1																	
Peak Hour for Entire Intersection Begins at 16:45																	
16:45	4	17	13	34	19	175	9	203	46	22	30	98	11	146	33	190	525
17:00	4	18	7	29	18	135	7	160	48	28	30	106	24	135	18	177	472
17:15	2	6	5	13	21	159	7	187	86	50	36	172	32	161	29	222	594
17:30	9	10	7	26	30	159	11	200	77	49	32	158	21	133	19	173	557
Total Volume	19	51	32	102	88	628	34	750	257	149	128	534	88	575	99	762	2148
% App. Total	18.6	50	31.4		11.7	83.7	4.5		48.1	27.9	24		11.5	75.5	13		
PHF	.528	.708	.615	.750	.733	.897	.773	.924	.747	.745	.889	.776	.688	.893	.750	.858	.904

**ANOKA COUNTY HIGHWAY
PC-WARRANTS
TRAFFIC SIGNAL WARRANT ANALYSIS**

Study Name : TMC1014
Study Date : 06/15/10
Page No. : 1

Signal Warrants - Summary

Major Street Approaches

Eastbound: CSAH 14
Number of Lanes: 2
Approach Speed: 55
Total Approach Volume: 9,320

Westbound: CSAH 14
Number of Lanes: 2
Approach Speed: 55
Total Approach Volume: 8,484

Minor Street Approaches

Northbound: Foley Blvd
Number of Lanes: 2

Total Approach Volume: 3,723

Southbound: Foley Blvd
Number of Lanes: 2

Total Approach Volume: 1,683

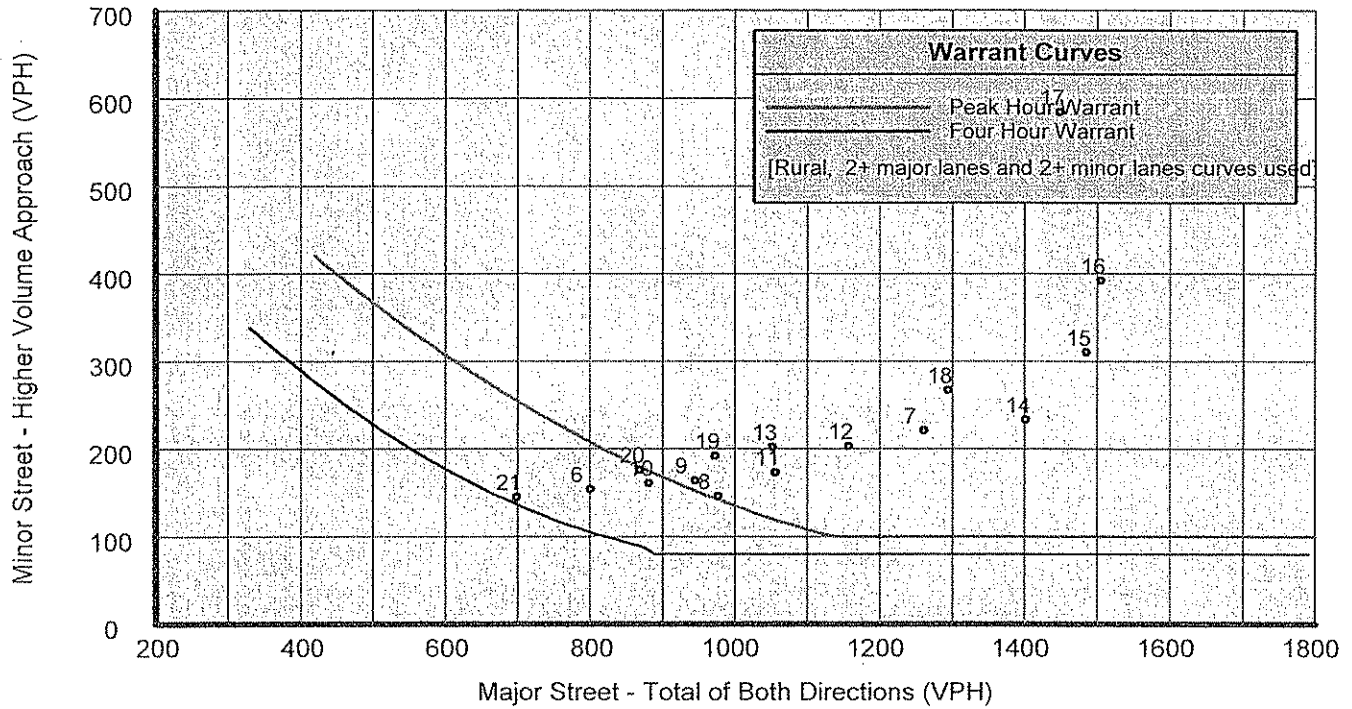
Warrant Summary (Rural values apply.)

Warrant 1 - Eight Hour Vehicular Volumes	Satisfied
Warrant 1A - Minimum Vehicular Volume	Satisfied
Required volumes reached for 16 hours, 8 are needed	
Warrant 1B - Interruption of Continuous Traffic	Satisfied
Required volumes reached for 16 hours, 8 are needed	
Warrant 1 A&B - Combination of Warrants	Satisfied
Required volumes reached for 16 hours, 8 are needed	
Warrant 2 - Four Hour Volumes	Satisfied
Number of hours (16) volumes exceed minimum >= minimum required (4).	
Warrant 3 - Peak Hour	Satisfied
Warrant 3A - Peak Hour Delay	Satisfied
Number of hours (58) volumes exceed minimum >= required (1). Delay data not evaluated.	
Warrant 3B - Peak Hour Volumes	Satisfied
Volumes exceed minimums for at least one hour.	
Warrant 4 - Pedestrian Volumes	Not Evaluated
Warrant 5 - School Crossing	Not Evaluated
Warrant 6 - Coordinated Signal System	Not Evaluated
Warrant 7 - Crash Experience	Not Evaluated
Warrant 8 - Roadway Network	Not Evaluated

**ANOKA COUNTY HIGHWAY
PC-WARRANTS
TRAFFIC SIGNAL WARRANT ANALYSIS**

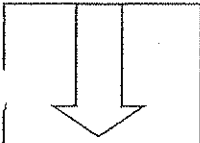
Study Name : TMC1014
Study Date : 06/15/10
Page No. : 2

Signal Warrants - Summary



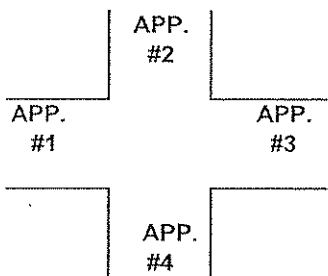
Analysis of 8-Hour Volume Warrants:

Hour Begin	Major Total	Higher Minor Vol	Dir	War-1A			War-1B			War-1A&B		
				Major Crit	Minor Crit	Meets?	Major Crit	Minor Crit	Meets?	Major Crit	Minor Crit	Meets?
00:00	0	0	NB	420-No	140-No	---	630-No	70-No	---	504-No	112-No	---
01:00	0	0	NB	420-No	140-No	---	630-No	70-No	---	504-No	112-No	---
02:00	0	0	NB	420-No	140-No	---	630-No	70-No	---	504-No	112-No	---
03:00	0	0	NB	420-No	140-No	---	630-No	70-No	---	504-No	112-No	---
04:00	0	0	NB	420-No	140-No	---	630-No	70-No	---	504-No	112-No	---
05:00	0	0	NB	420-No	140-No	---	630-No	70-No	---	504-No	112-No	---
06:00	801	154	NB	420-Yes	140-Yes	Both	630-Yes	70-Yes	Both	504-Yes	112-Yes	Both
07:00	1,261	221	NB	420-Yes	140-Yes	Both	630-Yes	70-Yes	Both	504-Yes	112-Yes	Both
08:00	977	146	NB	420-Yes	140-Yes	Both	630-Yes	70-Yes	Both	504-Yes	112-Yes	Both
09:00	945	164	NB	420-Yes	140-Yes	Both	630-Yes	70-Yes	Both	504-Yes	112-Yes	Both
10:00	881	161	NB	420-Yes	140-Yes	Both	630-Yes	70-Yes	Both	504-Yes	112-Yes	Both
11:00	1,056	173	NB	420-Yes	140-Yes	Both	630-Yes	70-Yes	Both	504-Yes	112-Yes	Both
12:00	1,157	203	NB	420-Yes	140-Yes	Both	630-Yes	70-Yes	Both	504-Yes	112-Yes	Both
13:00	1,052	202	NB	420-Yes	140-Yes	Both	630-Yes	70-Yes	Both	504-Yes	112-Yes	Both
14:00	1,402	233	NB	420-Yes	140-Yes	Both	630-Yes	70-Yes	Both	504-Yes	112-Yes	Both
15:00	1,485	310	NB	420-Yes	140-Yes	Both	630-Yes	70-Yes	Both	504-Yes	112-Yes	Both
16:00	1,505	392	NB	420-Yes	140-Yes	Both	630-Yes	70-Yes	Both	504-Yes	112-Yes	Both
17:00	1,448	584	NB	420-Yes	140-Yes	Both	630-Yes	70-Yes	Both	504-Yes	112-Yes	Both
18:00	1,294	267	NB	420-Yes	140-Yes	Both	630-Yes	70-Yes	Both	504-Yes	112-Yes	Both
19:00	973	192	NB	420-Yes	140-Yes	Both	630-Yes	70-Yes	Both	504-Yes	112-Yes	Both
20:00	869	176	NB	420-Yes	140-Yes	Both	630-Yes	70-Yes	Both	504-Yes	112-Yes	Both
21:00	698	145	NB	420-Yes	140-Yes	Both	630-Yes	70-Yes	Both	504-Yes	112-Yes	Both
22:00	0	0	NB	420-No	140-No	---	630-No	70-No	---	504-No	112-No	---
23:00	0	0	NB	420-No	140-No	---	630-No	70-No	---	504-No	112-No	---



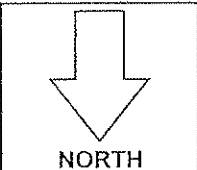
COUNT LOCATION: CSAH 14 (Main St.) DATE: 6/3/2010
@ Foley Blvd.

NORTH
APP. #1 = CSAH 14
APP. #2 = Foley Blvd.
APP. #3 = CSAH 14
APP. #4 = Foley Blvd.



HEAVY VEHICLE- ANY VEHICLE HAVING MORE THAN FOUR TIRES TOUCHING THE PAVEMENT
 A. TRUCKS- A HEAVY VEHICLE INVOLVED PRIMARILY IN THE TRANSPORT OF GOODS OR IN THE DELIVERY OF A SERVICE.
 B. RV- A HEAVY VEHICLE OPERATED BY A PRIVATE MOTORIST AND INVOLVED IN THE TRANSPORT OF RECREATIONAL EQUIPMENT OR FACILITIES.
 C. BUSES- A HEAVY VEHICLE INVOLVED IN THE TRANSPORTATION OF GROUPS OF PEOPLE.

TIME	PEDESTRIANS					HEAVY VEHICLES			
	APP. #1	APP. #2	APP. #3	APP. #4	15 MIN TOT	TRUCKS	RV	BUS	
6:00-6:15AM		2		3	5	3			1
6:15-6:30						3		2	2
6:30-6:45						10		4	3
6:45-7:00		1			1	3		19	4
HOURLY TOTAL					6	HOURLY TOTAL		44	
7:00-7:15		1			1	5		11	5
7:15-7:30				2	2	4		18	6
7:30-7:45		1			1	12		9	7
7:45-8:00						6		11	8
HOURLY TOTAL					4	HOURLY TOTAL		76	
8:00-8:15				1	1	5		12	9
8:15-8:30			2		2	7		11	10
8:30-8:45		3			3	5	1	10	11
8:45-9:00				1	1	10		5	12
HOURLY TOTAL					7	HOURLY TOTAL		66	
9:00-9:15						13		14	13
9:15-9:30		3		2	5	6		9	14
9:30-9:45						9		8	15
9:45-10:00		1		1	2	12		2	16
HOURLY TOTAL					7	HOURLY TOTAL		73	
10:00-10:15				1	1	12	1		17
10:15-10:30		1			1	8		1	18
10:30-10:45						10		1	19
10:45-11:00		2			2	11		2	20
HOURLY TOTAL					4	HOURLY TOTAL		46	
11:00-11:15				2	2	13		2	21
11:15-11:30		1		1	2	8		1	22
11:30-11:45						11			23
11:45-12:00		3		2	5	16	1		24
HOURLY TOTAL					9	HOURLY TOTAL		52	
12:00-12:15		2	3	2	7	10	1	1	25
12:15-12:30						11		2	26
12:30-12:45						10		2	27
12:45-1:00						11	1	2	28
HOURLY TOTAL					7	HOURLY TOTAL		51	
1:00-1:15						14		3	29
1:15-1:30						14			30
1:30-1:45						10			31
1:45-2:00						8		4	32
HOURLY TOTAL						HOURLY TOTAL		53	
				TOTAL	44		TOTAL	461	



COUNT LOCATION: CSAH 14 (Main St.) DATE: 6/1/2010
@ Foley Blvd.

NORTH
APP. #1 = CSAH 14
APP. #2 = Foley Blvd.
APP. #3 = CSAH 14
APP. #4 = Foley Blvd.

APP. #2	APP. #3
APP. #1	APP. #4

HEAVY VEHICLE- ANY VEHICLE HAVING MORE THAN FOUR TIRES TOUCHING THE PAVEMENT
 A. TRUCKS- A HEAVY VEHICLE INVOLVED PRIMARILY IN THE TRANSPORT OF GOODS OR IN THE DELIVERY OF A SERVICE.
 B. RV- A HEAVY VEHICLE OPERATED BY A PRIVATE MOTORIST AND INVOLVED IN THE TRANSPORT OF RECREATIONAL EQUIPMENT OR FACILITIES.
 C. BUSES- A HEAVY VEHICLE INVOLVED IN THE TRANSPORTATION OF GROUPS OF PEOPLE.

TIME	PEDESTRIANS					HEAVY VEHICLES			
	APP. #1	APP. #2	APP. #3	APP. #4	15 MIN TOT	TRUCKS	RV	BUS	
2:00-2:15PM						13		9	1
2:15-2:30		2			2	14		22	2
2:30-2:45			2		2	15	1	18	3
2:45-3:00						16		13	4
HOURLY TOTAL					4	HOURLY TOTAL		121	
3:00-3:15		4			4	13		4	5
3:15-3:30						12		4	6
3:30-3:45	2				2	6		7	7
3:45-4:00						5		6	8
HOURLY TOTAL					6	HOURLY TOTAL		57	
4:00-4:15						6		5	9
4:15-4:30						5		8	10
4:30-4:45						6	1	7	11
4:45-5:00						3		6	12
HOURLY TOTAL						HOURLY TOTAL		47	
5:00-5:15						2		2	13
5:15-5:30						6		1	14
5:30-5:45		1			1	5		1	15
5:45-6:00						3		1	16
HOURLY TOTAL					1	HOURLY TOTAL		21	
6:00-6:15						4			17
6:15-6:30						1			18
6:30-6:45		2	2		4	3		1	19
6:45-7:00						7		1	20
HOURLY TOTAL					4	HOURLY TOTAL		17	
7:00-7:15						6		1	21
7:15-7:30		1			1	2			22
7:30-7:45	3	1	6		10				23
7:45-8:00						2			24
HOURLY TOTAL					11	HOURLY TOTAL		11	
8:00-8:15						3			25
8:15-8:30						2			26
8:30-8:45		3	2		5				27
8:45-9:00						1			28
HOURLY TOTAL					5	HOURLY TOTAL		6	
9:00-9:15						1			29
9:15-9:30							1		30
9:30-9:45						2			31
9:45-10:00									32
HOURLY TOTAL						HOURLY TOTAL		4	
					TOTAL		TOTAL	745	
					75				