


Date : 08/11/10

Count Number : TMC1030

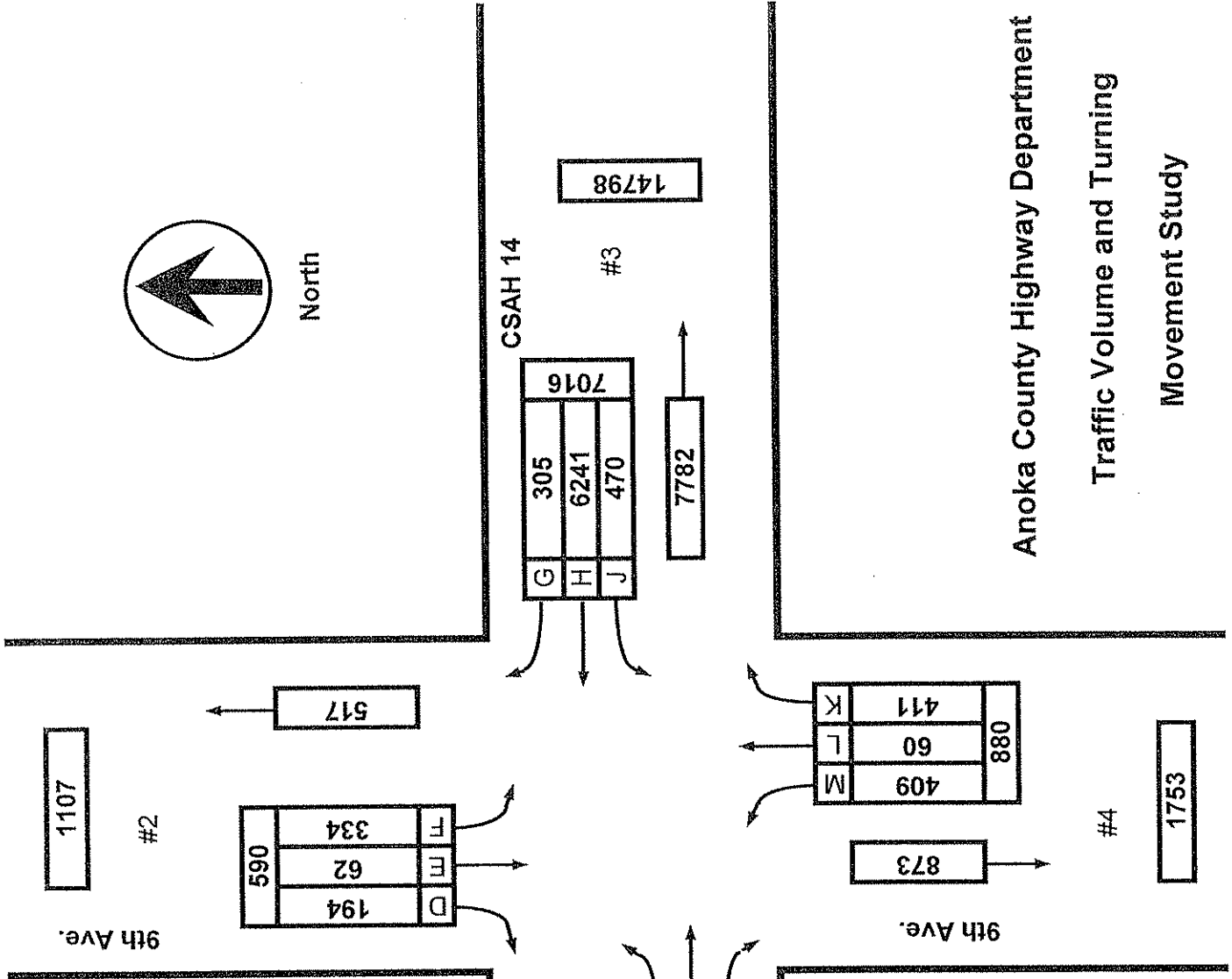
Location : CSAH 14 (Main St.)

@ 9th Ave.

Collection Period : 6:00AM - 10:00PM



North



Anoka County Highway Department
Traffic Volume and Turning
Movement Study

	EXISTING LANES OF APPROACH			TOTAL
	RIGHT TURN LANE	LEFT TURN LANE	THRU LANES	
#1	0	0	2	2
#2	0	0	1	1
#3	0	0	2	2
#4	0	0	1	1

Date : 08/12/10


Count Number : TMC1030

Location : CSAH 14 (Main St.)

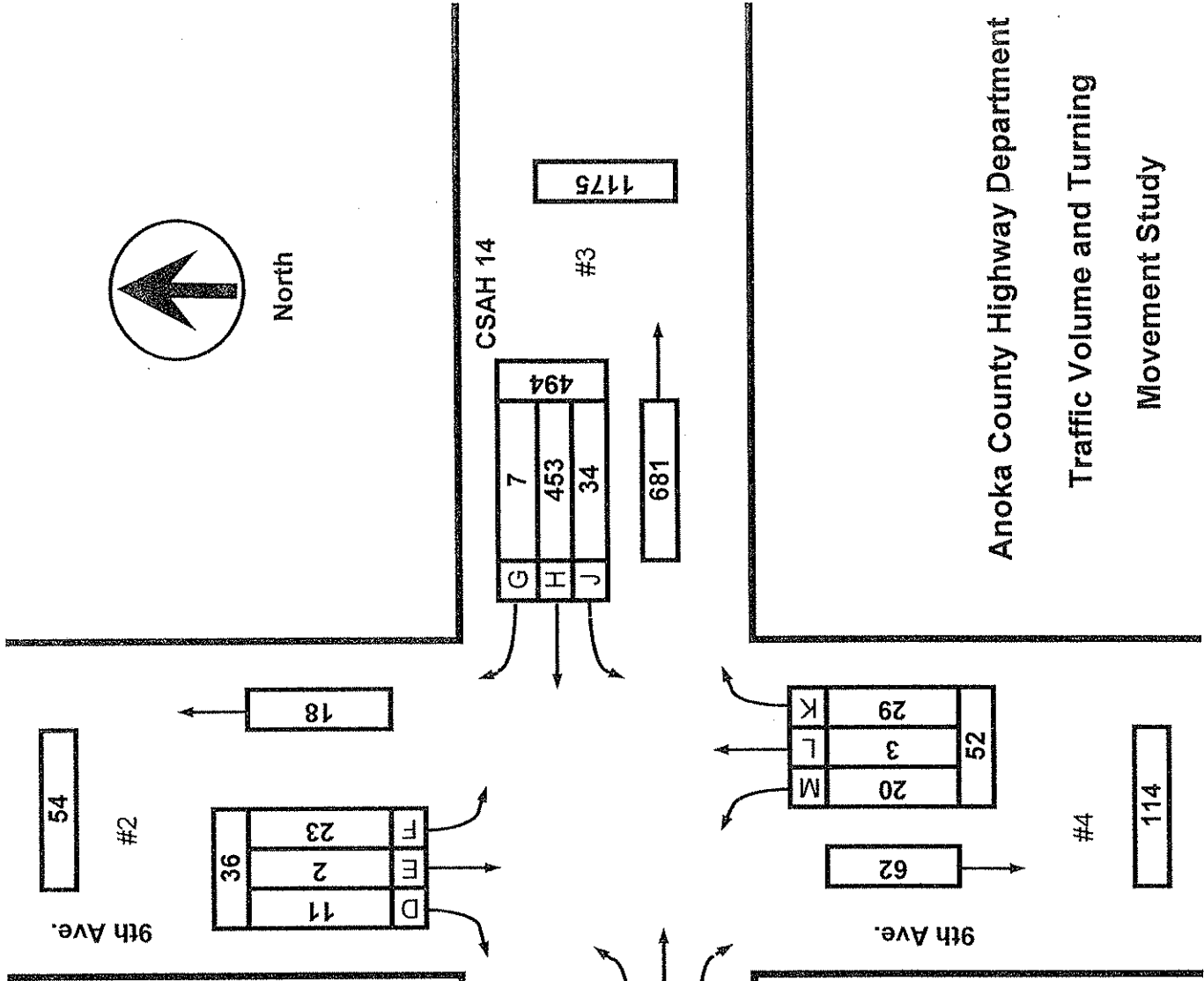
@ 9th Ave.

Collection Period : AM PEAK

Hour : 11:00 AM-12:00 PM



North



	EXISTING LANES OF APPROACH			TOTAL
	RIGHT TURN LANE	LEFT TURN LANE	THRU LANES	
#1	0	0	2	2
#2	0	0	1	1
#3	0	0	2	2
#4	0	0	1	1

Anoka County Highway Department
 Traffic Volume and Turning
 Movement Study

Date : 08/11/10

Count Number : TMC1030

Location : CSAH 14 (Main St.)

@ 9th Ave.

Collection Period : PM PEAK

Hour : 3:45-4:45 PM

185

#2

9th Ave.

49	D
12	E
77	F
138	TOTAL

47

CSAH 14

#1

1259

708	A
27	B
663	C
18	TOTAL


551

#3

1290

22	G
461	H
38	J
521	TOTAL

769



North

	EXISTING LANES OF APPROACH			TOTAL
	RIGHT TURN LANE	LEFT TURN LANE	THRU LANES	
#1	0	0	2	2
#2	0	0	1	1
#3	0	0	2	2
#4	0	0	1	1

41	M
7	L
29	K
77	TOTAL

77

9th Ave.

#4

154

Anoka County Highway Department
Traffic Volume and Turning
Movement Study



Anoka County Highway Department

Traffic Engineering Section

Traffic Volume and Turning Movement Study

Weather: Hot and Humid
 Counter: DB-400
 Counted by: Andy/Brett

File Name : TMC1030
 Site Code : 10300202
 Start Date : 08/11/2010
 Page No : 1

Groups Printed- Unshifted

Start Time	9th Ave Southbound					CSAH 14 Westbound					9th Ave Northbound					CSAH 14 Eastbound					Exclu. Total	Inclu. Total	Int. Total
	Left	Thru	Right	Heavys	App. Total	Left	Thru	Right	Heavys	App. Total	Left	Thru	Right	Heavys	App. Total	Left	Thru	Right	Heavys	App. Total			
06:00	2	0	0	2	2	2	62	13	0	77	12	5	3	0	20	8	35	1	0	44	2	143	145
06:15	2	0	3	2	5	0	32	9	0	41	5	2	5	0	12	4	31	5	3	40	5	98	103
06:30	4	2	0	2	6	1	57	14	1	72	3	1	1	0	5	6	40	4	2	50	5	133	138
06:45	1	1	2	1	4	2	58	20	1	80	6	1	8	0	15	8	37	8	3	53	5	152	157
Total	9	3	5	7	17	5	209	56	2	270	26	9	17	0	52	26	143	18	8	187	17	526	543
07:00	5	1	5	0	11	2	91	9	3	102	6	0	6	0	12	5	45	0	0	50	3	175	178
07:15	0	0	0	0	0	5	85	4	0	94	6	0	3	1	9	0	29	3	2	32	3	135	138
07:30	3	4	0	2	7	4	92	12	3	108	2	2	6	0	10	5	39	3	4	47	9	172	181
07:45	7	2	3	4	12	5	91	8	4	104	6	1	7	0	14	7	56	4	3	67	11	197	208
Total	15	7	8	6	30	16	359	33	10	408	20	3	22	1	45	17	169	10	9	196	26	679	705
08:00	3	2	3	1	8	5	74	9	4	88	3	5	6	0	14	1	73	9	3	83	8	193	201
08:15	3	1	2	3	6	5	82	2	3	89	6	0	4	0	10	6	57	7	3	70	9	175	184
08:30	0	0	1	0	1	3	85	5	2	93	4	0	7	0	11	3	44	3	0	50	2	155	157
08:45	4	1	4	5	9	2	80	4	2	86	6	0	9	0	15	4	60	5	4	69	11	179	190
Total	10	4	10	9	24	15	321	20	11	356	19	5	26	0	50	14	234	24	10	272	30	702	732
09:00	2	1	2	1	5	6	77	4	4	87	2	0	8	0	10	0	68	6	3	74	8	176	184
09:15	2	0	2	2	4	5	89	6	5	100	4	1	9	0	14	4	94	4	5	102	12	220	232
09:30	3	1	2	2	6	9	80	2	3	91	8	1	5	0	14	2	85	3	6	90	11	201	212
09:45	3	0	2	3	5	6	100	5	4	111	3	4	3	1	10	1	103	3	5	107	13	233	246
Total	10	2	8	8	20	26	346	17	16	389	17	6	25	1	48	7	350	16	19	373	44	830	874
10:00	5	0	4	4	9	1	76	3	5	80	8	0	4	1	12	4	96	9	2	109	12	210	222
10:15	2	0	4	3	6	2	89	2	4	93	4	0	3	0	7	3	117	1	1	121	8	227	235
10:30	1	1	4	5	6	15	117	5	4	137	6	1	9	0	16	2	88	9	5	99	14	258	272
10:45	3	0	3	3	6	23	118	3	4	144	7	1	7	1	15	4	108	11	3	123	11	288	299
Total	11	1	15	15	27	41	400	13	17	454	25	2	23	2	50	13	409	30	11	452	45	983	1028
11:00	6	0	4	6	10	10	79	1	2	90	5	2	4	0	11	2	160	10	5	172	13	283	296
11:15	5	0	2	1	7	7	114	0	1	121	5	1	8	0	14	3	128	4	4	135	6	277	283
11:30	6	1	4	4	11	6	119	4	5	129	5	0	10	1	15	1	182	3	7	186	17	341	358
11:45	6	1	1	2	8	11	141	2	3	154	5	0	7	0	12	2	159	9	4	170	9	344	353
Total	23	2	11	13	36	34	453	7	11	494	20	3	29	1	52	8	629	26	20	663	45	1245	1290
12:00	4	0	3	1	7	8	154	5	8	167	27	5	19	0	51	7	157	9	5	173	14	398	412
12:15	7	1	2	3	10	4	143	2	2	149	8	0	8	1	16	0	169	9	3	178	9	353	362
12:30	1	0	3	2	4	6	141	9	3	156	4	0	13	0	17	2	114	4	1	120	6	297	303
12:45	2	0	4	2	6	6	145	4	3	155	2	1	7	0	10	2	123	3	3	128	8	299	307
Total	14	1	12	8	27	24	583	20	16	627	41	6	47	1	94	11	563	25	12	599	37	1347	1384
13:00	7	2	3	1	12	7	142	8	5	157	3	1	8	0	12	2	150	4	6	156	12	337	349
13:15	3	2	2	2	7	11	136	7	6	154	4	2	4	0	10	1	142	2	2	145	10	316	326
13:30	6	1	2	3	9	7	135	4	2	146	5	1	10	0	16	0	146	2	0	148	5	319	324
13:45	6	3	1	2	10	10	138	7	3	155	9	1	8	3	18	1	145	5	0	151	8	334	342
Total	22	8	8	8	38	35	551	26	16	612	21	5	30	3	56	4	583	13	8	600	35	1306	1341
14:00	23	2	9	2	34	4	98	3	3	105	1	0	6	0	7	3	152	7	1	162	6	308	314
14:15	4	0	5	3	9	3	121	9	1	133	8	3	5	0	16	6	136	5	5	147	9	305	314
14:30	6	0	4	1	10	9	129	15	2	153	3	2	6	0	11	4	129	7	1	140	4	314	318
14:45	6	1	4	2	11	6	104	6	4	116	9	0	2	0	11	4	110	7	2	121	8	259	267
Total	39	3	22	8	64	22	452	33	10	507	21	5	19	0	45	17	527	26	9	570	27	1186	1213
15:00	44	2	19	0	65	6	136	1	1	143	9	2	8	0	19	0	143	5	0	148	1	375	376
15:15	11	0	3	0	14	16	100	5	1	121	4	0	3	0	7	1	140	6	1	147	2	289	291
15:30	2	1	5	1	8	5	137	23	3	165	8	0	10	0	18	6	141	6	2	153	6	344	350
15:45	10	0	5	3	15	5	105	12	2	122	10	1	6	0	17	11	156	7	2	174	7	328	335
Total	67	3	32	4	102	32	478	41	7	551	31	3	27	0	61	18	580	24	5	622	16	1336	1352
16:00	50	5	34	2	89	7	132	5	3	144	6	1	5	0	12	2	162	6	2	170	7	415	422
16:15	10	3	7	2	20	13	125	3	3	141	10	0	9	0	19	2	138	5	3	145	8	325	333
16:30	7	4	3	2	14	13	99	2	2	114	15	5	9	1	29	3	207	9	3	219	8	376	384
16:45	10	4	2	5	16	11	90	3	4	104	10	2	4	0	16	0	165	2	0	167	9	303	312
Total	77	16	46	11	139	44	446	13	12	503	41	8	27	1	76	7	672	22	8	701	32	1419	1451
17:00	5	3	4	4	12	7	97	3	2	107	18	0	7	1	25	4	181	4	3	189	10	333	343
17:15	5	3	2	2	10	16	96	2	0	114	16	1	4	1	21	0	179	7	1	186	4	331	335
17:30	2	0	1	0	3	8	104	0	1	112	8	0	7	1	15	1	145	6	5	152	7	282	289
17:45	5	1	1	3	7	22	135	3	2	160	12	0	9	0	21	0	112	10	4	122	9	310	319
Total	17	7	8	9	32	53	432	8	5	493	54	1	27	3	82	5	617	27	13	649	30	1256	1286



Anoka County Highway Department

Traffic Engineering Section Traffic Volume and Turning Movement Study

Weather: Hot and Humid
Counter: DB-400
Counted by: Andy/Brett

File Name : TMC1030
Site Code : 10300202
Start Date : 08/11/2010
Page No : 2

Groups Printed- Unshifted

Start Time	9th Ave Southbound					CSAH 14 Westbound					9th Ave Northbound					CSAH 14 Eastbound					Exclu. Total	Inclu. Total	Int. Total
	Left	Thru	Right	Heavy	App. Total	Left	Thru	Right	Heavy	App. Total	Left	Thru	Right	Heavy	App. Total	Left	Thru	Right	Heavy	App. Total			
18:00	3	0	0	2	3	13	115	4	7	132	6	1	16	1	23	1	162	7	1	170	11	328	339
18:15	3	0	1	4	4	7	91	1	1	99	0	1	4	0	5	0	112	9	0	121	5	229	234
18:30	4	0	0	1	4	9	107	1	2	117	12	0	7	0	19	0	153	6	0	159	3	299	302
18:45	2	0	0	1	2	8	58	1	0	67	8	1	2	1	11	1	124	5	1	130	3	210	213
Total	12	0	1	8	13	37	371	7	10	415	26	3	29	2	58	2	551	27	2	580	22	1066	1088
19:00	0	0	1	1	1	5	122	0	0	127	4	0	7	0	11	1	118	3	1	122	2	261	263
19:15	2	0	2	2	4	13	100	0	0	113	6	0	4	0	10	1	110	10	1	121	3	248	251
19:30	0	0	0	0	0	9	64	0	0	73	8	0	5	0	13	0	103	4	0	107	0	193	193
19:45	2	1	1	3	4	1	49	0	0	50	3	0	5	0	8	1	89	4	1	94	4	156	160
Total	4	1	4	6	9	26	335	0	0	363	21	0	21	0	42	3	420	21	3	444	9	858	867
20:00	0	2	0	0	2	7	69	3	1	79	2	0	4	0	6	0	110	3	2	113	3	200	203
20:15	0	2	0	0	2	4	75	1	0	80	3	0	4	0	7	0	74	8	0	82	0	171	171
20:30	1	0	0	0	1	13	69	1	2	83	7	1	12	0	20	0	103	2	0	105	2	209	211
20:45	2	0	0	1	2	5	74	4	3	83	4	0	8	0	12	0	73	4	0	77	4	174	178
Total	3	4	0	1	7	29	287	9	6	325	16	1	28	0	45	0	360	17	2	377	9	754	763
21:00	0	0	1	0	1	8	77	0	0	85	2	0	5	0	7	0	74	8	0	82	0	175	175
21:15	0	0	1	1	1	8	56	1	1	65	4	0	2	0	6	0	56	2	0	58	2	130	132
21:30	0	0	1	0	1	5	46	0	0	51	2	0	3	0	5	0	48	3	0	51	0	108	108
21:45	1	0	1	0	2	8	39	1	0	48	2	0	4	0	6	0	52	2	0	54	0	110	110
Total	1	0	4	1	5	29	218	2	1	249	10	0	14	0	24	0	230	15	0	245	2	523	525
Grand Total	334	62	194	122	590	470	6241	305	150	7016	409	60	411	15	880	152	7037	341	139	7530	426	16016	16442
Approch %	56.6	10.5	32.9			6.7	89	4.3			46.5	6.8	46.7			2	93.5	4.5					
total %	2.1	0.4	1.2		3.7	2.9	39	1.9		43.8	2.6	0.4	2.6		5.5	0.9	43.9	2.1		47	2.6	97.4	

Start Time	9th Ave Southbound				CSAH 14 Westbound				9th Ave Northbound				CSAH 14 Eastbound				Int. Total
	Left	Thru	Right	App. Total	Left	Thru	Right	App. Total	Left	Thru	Right	App. Total	Left	Thru	Right	App. Total	
11:00	6	0	4	10	10	79	1	90	5	2	4	11	2	160	10	172	283
11:15	5	0	2	7	7	114	0	121	5	1	8	14	3	128	4	135	277
11:30	6	1	4	11	6	119	4	129	5	0	10	15	1	182	3	186	341
11:45	6	1	1	8	11	141	2	154	5	0	7	12	2	159	9	170	344
Total Volume	23	2	11	36	34	453	7	494	20	3	29	52	8	629	26	663	1245
% App. Total	63.9	5.6	30.6		6.9	91.7	1.4		38.5	5.8	55.8		1.2	94.9	3.9		
PHF	.958	.500	.688	.818	.773	.803	.438	.802	1.000	.375	.725	.867	.667	.864	.650	.891	.905

Start Time	9th Ave Southbound				CSAH 14 Westbound				9th Ave Northbound				CSAH 14 Eastbound				Int. Total
	Left	Thru	Right	App. Total	Left	Thru	Right	App. Total	Left	Thru	Right	App. Total	Left	Thru	Right	App. Total	
15:45	10	0	5	15	5	105	12	122	10	1	6	17	11	156	7	174	328
16:00	50	5	34	89	7	132	5	144	6	1	5	12	2	162	6	170	415
16:15	10	3	7	20	13	125	3	141	10	0	9	19	2	138	5	145	325
16:30	7	4	3	14	13	99	2	114	15	5	9	29	3	207	9	219	376
Total Volume	77	12	49	138	38	461	22	521	41	7	29	77	18	663	27	708	1444
% App. Total	55.8	8.7	35.5		7.3	88.5	4.2		53.2	9.1	37.7		2.5	93.6	3.8		
PHF	.385	.600	.360	.388	.731	.873	.458	.905	.683	.350	.806	.664	.409	.801	.750	.808	.870

**ANOKA COUNTY HIGHWAY
PC-WARRANTS
TRAFFIC SIGNAL WARRANT ANALYSIS**

Study Name : TMC1030
Study Date : 08/11/10
Page No. : 1

Signal Warrants - Summary

Major Street Approaches

Eastbound: CSAH 14
Number of Lanes: 2
Approach Speed: 35
Total Approach Volume: 7,530

Westbound: CSAH 14
Number of Lanes: 2
Approach Speed: 35
Total Approach Volume: 7,016

Minor Street Approaches

Northbound: 9th Ave
Number of Lanes: 1

Total Approach Volume: 880

Southbound: 9th Ave
Number of Lanes: 1

Total Approach Volume: 590

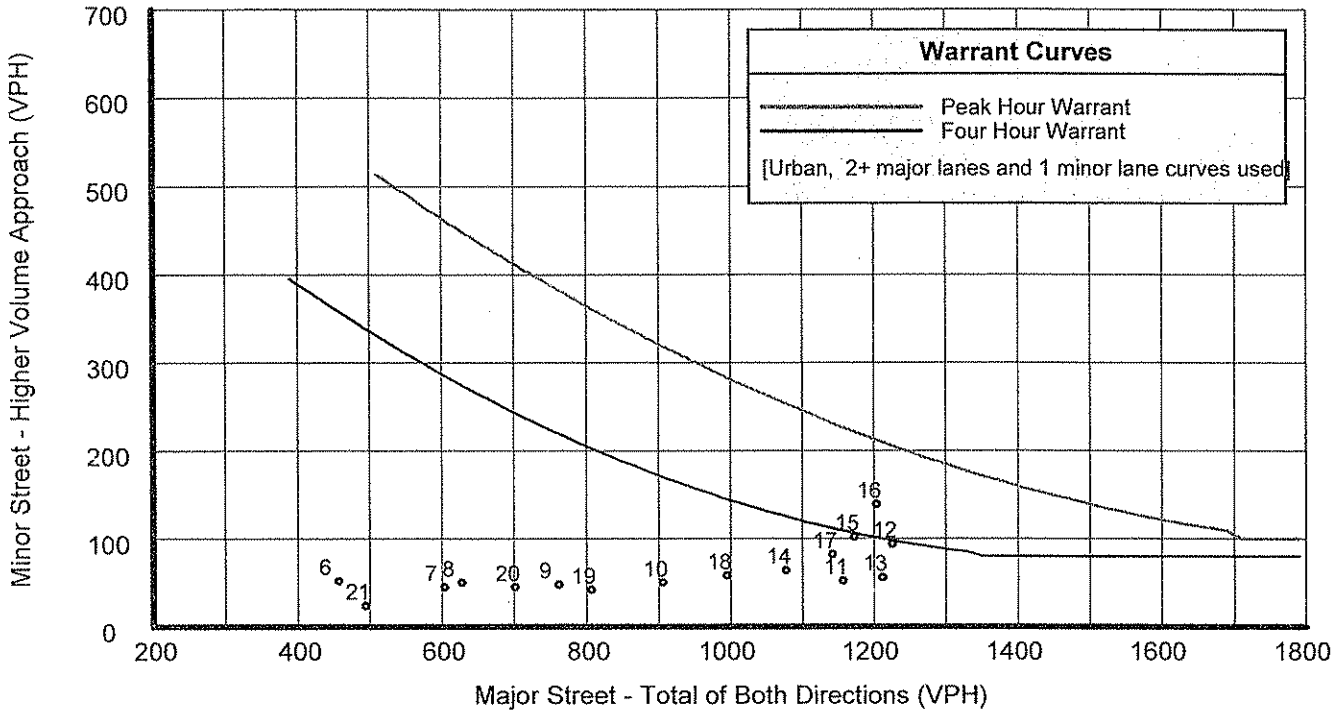
Warrant Summary (Urban values apply.)

- Warrant 1 - Eight Hour Vehicular Volumes** Not Satisfied
- Warrant 1A - Minimum Vehicular Volume** Not Satisfied
Required volumes reached for 0 hours, 8 are needed
- Warrant 1B - Interruption of Continuous Traffic** Not Satisfied
Required volumes reached for 4 hours, 8 are needed
- Warrant 1 A&B - Combination of Warrants** Not Satisfied
Required volumes reached for 1 hours, 8 are needed
- Warrant 2 - Four Hour Volumes** Not Satisfied
Number of hours (1) volumes exceed minimum < minimum required (4).
- Warrant 3 - Peak Hour** Not Satisfied
- Warrant 3A - Peak Hour Delay** Not Satisfied
Approach volumes on minor street don't exceed minimums for any hour. Delay data not evaluated.
- Warrant 3B - Peak Hour Volumes** Not Satisfied
Volumes do not exceed minimums for any hour.
- Warrant 4 - Pedestrian Volumes** Not Evaluated
- Warrant 5 - School Crossing** Not Evaluated
- Warrant 6 - Coordinated Signal System** Not Evaluated
- Warrant 7 - Crash Experience** Not Evaluated
- Warrant 8 - Roadway Network** Not Evaluated

**ANOKA COUNTY HIGHWAY
PC-WARRANTS
TRAFFIC SIGNAL WARRANT ANALYSIS**

Study Name : TMC1030
Study Date : 08/11/10
Page No. : 2

Signal Warrants - Summary



Analysis of 8-Hour Volume Warrants:

Hour Begin	Major Total	Higher Minor		War-1A			War-1B			War-1A&B		
		Vol	Dir	Major Crit	Minor Crit	Meets?	Major Crit	Minor Crit	Meets?	Major Crit	Minor Crit	Meets?
00:00	0	0	NB	600-No	150-No	---	900-No	75-No	---	720-No	120-No	---
01:00	0	0	NB	600-No	150-No	---	900-No	75-No	---	720-No	120-No	---
02:00	0	0	NB	600-No	150-No	---	900-No	75-No	---	720-No	120-No	---
03:00	0	0	NB	600-No	150-No	---	900-No	75-No	---	720-No	120-No	---
04:00	0	0	NB	600-No	150-No	---	900-No	75-No	---	720-No	120-No	---
05:00	0	0	NB	600-No	150-No	---	900-No	75-No	---	720-No	120-No	---
06:00	457	52	NB	600-No	150-No	---	900-No	75-No	---	720-No	120-No	---
07:00	604	45	NB	600-Yes	150-No	Major	900-No	75-No	---	720-No	120-No	---
08:00	628	50	NB	600-Yes	150-No	Major	900-No	75-No	---	720-No	120-No	---
09:00	762	48	NB	600-Yes	150-No	Major	900-No	75-No	---	720-Yes	120-No	Major
10:00	906	50	NB	600-Yes	150-No	Major	900-Yes	75-No	Major	720-Yes	120-No	Major
11:00	1,157	52	NB	600-Yes	150-No	Major	900-Yes	75-No	Major	720-Yes	120-No	Major
12:00	1,226	94	NB	600-Yes	150-No	Major	900-Yes	75-Yes	Both	720-Yes	120-No	Major
13:00	1,212	56	NB	600-Yes	150-No	Major	900-Yes	75-No	Major	720-Yes	120-No	Major
14:00	1,077	64	SB	600-Yes	150-No	Major	900-Yes	75-No	Major	720-Yes	120-No	Major
15:00	1,173	102	SB	600-Yes	150-No	Major	900-Yes	75-Yes	Both	720-Yes	120-No	Major
16:00	1,204	139	SB	600-Yes	150-No	Major	900-Yes	75-Yes	Both	720-Yes	120-Yes	Both
17:00	1,142	82	NB	600-Yes	150-No	Major	900-Yes	75-Yes	Both	720-Yes	120-No	Major
18:00	995	58	NB	600-Yes	150-No	Major	900-Yes	75-No	Major	720-Yes	120-No	Major
19:00	807	42	NB	600-Yes	150-No	Major	900-No	75-No	---	720-Yes	120-No	Major
20:00	702	45	NB	600-Yes	150-No	Major	900-No	75-No	---	720-No	120-No	---
21:00	494	24	NB	600-No	150-No	---	900-No	75-No	---	720-No	120-No	---
22:00	0	0	NB	600-No	150-No	---	900-No	75-No	---	720-No	120-No	---
23:00	0	0	NB	600-No	150-No	---	900-No	75-No	---	720-No	120-No	---

**ANOKA COUNTY HIGHWAY
PC-WARRANTS
TRAFFIC SIGNAL WARRANT ANALYSIS**

Study Name : TMC1030
Study Date : 08/11/10
Page No. : 1

Multi-Way Stop Warrant Report

Major Street Approaches

Eastbound: CSAH 14
Total Approach Volume: 7,530
Approach Speed: 35

Westbound: CSAH 14
Total Approach Volume: 7,016
Approach Speed: 35

Minor Street Approaches

Northbound: 9th Ave
Total Approach Volume: 880

Southbound: 9th Ave
Total Approach Volume: 590

Warrant Summary

Criteria A - Interim Measure Not Evaluated
If traffic signals are justified, stop signs can be installed as an interim measure.

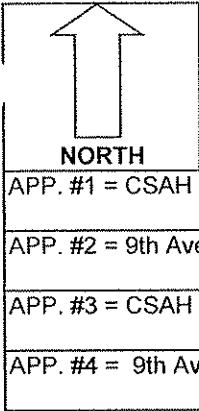
Criteria B - Crash Experience Not Evaluated

Criteria C - Minimum Volumes and Delays Not Satisfied
Delay data not evaluated
Required volumes reached for 1 hours, 8 are needed

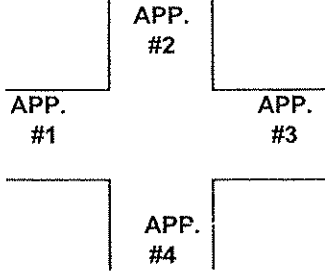
Criteria D - 80% of Volumes, Delays, and Crashes Not Evaluated
Delay data not evaluated
Number of crashes (-1) is less than the minimum required (4).
Required volumes reached for 0 hours, 8 are needed

Analysis of 8 Hour Volume Warrants:

Time	Major Total	Minor Total	Crit C			Crit D		
			Major	Minor Crit	Meets?	Major Crit	Minor Crit	Meets?
15:45 - 16:45	1,229	215	300-Yes	200-Yes	Both	240-Yes	160-Yes	Both
05:45 - 06:45	324	50	300-Yes	200-No	Major	240-Yes	160-No	Major
06:00 - 07:00	457	69	300-Yes	200-No	Major	240-Yes	160-No	Major
06:15 - 07:15	488	70	300-Yes	200-No	Major	240-Yes	160-No	Major
06:30 - 07:30	533	62	300-Yes	200-No	Major	240-Yes	160-No	Major
06:45 - 07:45	566	68	300-Yes	200-No	Major	240-Yes	160-No	Major
07:00 - 08:00	604	75	300-Yes	200-No	Major	240-Yes	160-No	Major
07:15 - 08:15	623	74	300-Yes	200-No	Major	240-Yes	160-No	Major
07:30 - 08:30	656	81	300-Yes	200-No	Major	240-Yes	160-No	Major
07:45 - 08:45	644	76	300-Yes	200-No	Major	240-Yes	160-No	Major
08:00 - 09:00	628	74	300-Yes	200-No	Major	240-Yes	160-No	Major
08:15 - 09:15	618	67	300-Yes	200-No	Major	240-Yes	160-No	Major
08:30 - 09:30	661	69	300-Yes	200-No	Major	240-Yes	160-No	Major
08:45 - 09:45	699	77	300-Yes	200-No	Major	240-Yes	160-No	Major
09:00 - 10:00	762	68	300-Yes	200-No	Major	240-Yes	160-No	Major
09:15 - 10:15	790	74	300-Yes	200-No	Major	240-Yes	160-No	Major
09:30 - 10:30	802	69	300-Yes	200-No	Major	240-Yes	160-No	Major
09:45 - 10:45	857	71	300-Yes	200-No	Major	240-Yes	160-No	Major
10:00 - 11:00	906	77	300-Yes	200-No	Major	240-Yes	160-No	Major
10:15 - 11:15	979	77	300-Yes	200-No	Major	240-Yes	160-No	Major
10:30 - 11:30	1,021	85	300-Yes	200-No	Major	240-Yes	160-No	Major
10:45 - 11:45	1,100	89	300-Yes	200-No	Major	240-Yes	160-No	Major
11:00 - 12:00	1,157	88	300-Yes	200-No	Major	240-Yes	160-No	Major
11:15 - 12:15	1,235	125	300-Yes	200-No	Major	240-Yes	160-No	Major



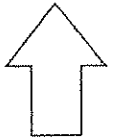
COUNT LOCATION: CSAH 14 (Main St.) DATE: 08/12/2010
@ 9th Ave.



- HEAVY VEHICLE- ANY VEHICLE HAVING MORE THAN FOUR TIRES TOUCHING THE PAVEMENT
- A. TRUCKS- A HEAVY VEHICLE INVOLVED PRIMARILY IN THE TRANSPORT OF GOODS OR IN THE DELIVERY OF A SERVICE.
 - B. RV- A HEAVY VEHICLE OPERATED BY A PRIVATE MOTORIST AND INVOLVED IN THE TRANSPORT OF RECREATIONAL EQUIPMENT OR FACILITIES.
 - C. BUSES- A HEAVY VEHICLE INVOLVED IN THE TRANSPORTATION OF GROUPS OF PEOPLE.

TIME	PEDESTRIANS					HEAVY VEHICLES		
	APP. #1	APP. #2	APP. #3	APP. #4	15 MIN TOT	TRUCKS	RV	BUS
6:00-6:15AM						2		
6:15-6:30						5		
6:30-6:45						5		
6:45-7:00						5		
HOURLY TOTAL						HOURLY TOTAL		17
7:00-7:15						3		
7:15-7:30						4		
7:30-7:45						9		
7:45-8:00						11		
HOURLY TOTAL						HOURLY TOTAL		27
8:00-8:15						7		
8:15-8:30						7		
8:30-8:45						2		
8:45-9:00						11		
HOURLY TOTAL						HOURLY TOTAL		27
9:00-9:15						8		
9:15-9:30						12		
9:30-9:45						10		1
9:45-10:00						13		
HOURLY TOTAL						HOURLY TOTAL		44
10:00-10:15						12		
10:15-10:30						8		
10:30-10:45						14		
10:45-11:00						11		
HOURLY TOTAL						HOURLY TOTAL		45
11:00-11:15						13		
11:15-11:30						5		
11:30-11:45						17		1
11:45-12:00						9		
HOURLY TOTAL						HOURLY TOTAL		45
12:00-12:15						14		
12:15-12:30						9		
12:30-12:45						6		
12:45-1:00						8		
HOURLY TOTAL						HOURLY TOTAL		37
1:00-1:15						12		
1:15-1:30						10		
1:30-1:45						5		
1:45-2:00						8		
HOURLY TOTAL						HOURLY TOTAL		35
					TOTAL		TOTAL	277

1
2
3
4
5
6
7
8
9
10
11
12
13
14
15
16
17
18
19
20
21
22
23
24
25
26
27
28
29
30
31
32



NORTH

COUNT LOCATION:

CSAH 14 (Main St.)

DATE:

08/11/2010

@ 9th Ave.

APP. #1 = CSAH 14

APP. #2 = 9th Ave.

APP. #3 = CSAH 14

APP. #4 = 9th Ave.

APP. #2

APP. #1

APP. #3

APP. #4

HEAVY VEHICLE- ANY VEHICLE HAVING MORE THAN FOUR TIRES TOUCHING THE PAVEMENT

A. TRUCKS- A HEAVY VEHICLE INVOLVED PRIMARILY IN THE TRANSPORT OF GOODS OR IN THE DELIVERY OF A SERVICE.

B. RV- A HEAVY VEHICLE OPERATED BY A PRIVATE MOTORIST AND INVOLVED IN THE TRANSPORT OF RECREATIONAL EQUIPMENT OR FACILITIES.

C. BUSES- A HEAVY VEHICLE INVOLVED IN THE TRANSPORTATION OF GROUPS OF PEOPLE.

TIME	PEDESTRIANS					HEAVY VEHICLES			
	APP. #1	APP. #2	APP. #3	APP. #4	15 MIN TOT	TRUCKS	RV	BUS	
2:00-2:15PM						6			
2:15-2:30						9			
2:30-2:45						4			
2:45-3:00						7		1	
HOURLY TOTAL						HOURLY TOTAL		27	
3:00-3:15						1			
3:15-3:30						2			
3:30-3:45						6			
3:45-4:00						7			
HOURLY TOTAL						HOURLY TOTAL		16	
4:00-4:15						7			
4:15-4:30						7		1	
4:30-4:45						8			
4:45-5:00						9			
HOURLY TOTAL						HOURLY TOTAL		32	
5:00-5:15						10			
5:15-5:30						4			
5:30-5:45						7			
5:45-6:00						9			
HOURLY TOTAL						HOURLY TOTAL		30	
6:00-6:15						10		1	
6:15-6:30						5			
6:30-6:45						3			
6:45-7:00						2		1	
HOURLY TOTAL						HOURLY TOTAL		22	
7:00-7:15						2			
7:15-7:30						3			
7:30-7:45									
7:45-8:00						4			
HOURLY TOTAL						HOURLY TOTAL		9	
8:00-8:15						3			
8:15-8:30									
8:30-8:45						2			
8:45-9:00						4			
HOURLY TOTAL						HOURLY TOTAL		9	
9:00-9:15									
9:15-9:30						1			
9:30-9:45									
9:45-10:00									
HOURLY TOTAL						HOURLY TOTAL		1	
	TOTAL						TOTAL		423

1
2
3
4
5
6
7
8
9
10
11
12
13
14
15
16
17
18
19
20
21
22
23
24
25
26
27
28
29
30
31
32