



I HEREBY CERTIFY THAT THE PLAN WAS PREPARED BY ME OR UNDER MY DIRECT SUPERVISION AND THAT I AM A LICENSED PROFESSIONAL ENGINEER UNDER THE LAWS OF THE STATE OF MINNESOTA.		STATE PROJECT NO. _____ STATE AID PROJECT NO. _____ COUNTY PROJECT NO. _____	TMC 1033 & TMC 1034 TOTAL 16 HR VOLUMES Sheet 1 of 3 Sheets
PRINT NAME _____ SIGNATURE _____ DATE _____		ANOKA COUNTY HIGHWAY DEPT.	
ORDER BY _____ DATE _____ CHECKED BY _____ DATE _____			
NO. _____ DATE _____ BY _____ CHD _____ APPR _____ REVISION _____ 10/11/2012 10:58:11 AM			



TMC 1033 & TMC 1034
 PEAK AM VOLUMES
 Sheet 2 of 3 Sheets

STATE PROJECT NO. _____
 STATE AID PROJECT NO. _____
 STATE AID PROJECT NO. _____
 COUNTY PROJECT NO. _____

ANOKA COUNTY
 HIGHWAY DEPT.




DRAWN BY: S.E. DATE: 08/28/20
 DESIGNED BY: DATE: _____
 CHECKED BY: DATE: _____

I HEREBY CERTIFY THAT THIS PLAN WAS PREPARED BY ME
 OR UNDER MY DIRECT SUPERVISION AND THAT I AM A
 LICENSED PROFESSIONAL ENGINEER UNDER
 THE LAWS OF THE STATE OF MINNESOTA

PRINT NAME: _____ REG. NO. _____
 SIGNATURE: _____
 DATE: _____

NO.	DATE	BY	REV.	REVISION



I HEREBY CERTIFY THAT THIS PLAN WAS PREPARED BY ME OR UNDER MY DIRECT SUPERVISION AND THAT I AM A LICENSED PROFESSIONAL ENGINEER UNDER THE LAWS OF THE STATE OF MINNESOTA.

PRINT NAME: _____
SIGNATURE: _____
DATE: _____

REC. NO. _____

NO. _____
DATE _____ BY: CSD / JPPR
NAME: TRANSMITTED TO: TRANSMITTANT: COUNTY: FILED: DATE: 2/11/12 PM



ANOKA COUNTY
HIGHWAY DEPT.

DESIGNED BY: _____ DATE: _____
CHECKED BY: _____ DATE: _____

STATE PROJECT NO. _____
STATE AID PROJECT NO. _____
COUNTY PROJECT NO. _____

TMC 1033 & TMC 1034
PEAK PM VOLUMES

Sheet 3 of 3 Sheets



Anoka County Highway Department

Traffic Engineering Section

Traffic Volume and Turning Movement Study

Weather: Sunny and Warm
 Counter: DB-400
 Counted by: Andy/Brett

File Name : TMC1033A
 Site Code : 10330102
 Start Date : 07/06/2010
 Page No : 1

Groups Printed- Unshifted

Start Time	CSAH 11 Southbound					Bus Entrance (No Exit) Westbound					CSAH 11 Northbound					None Eastbound					Excl. Total	Incl. Total	Inl. Total
	Left	Thru	Right	Heavy	App. Total	Left	Thru	Right	Heavy	App. Total	Left	Thru	Right	Heavy	App. Total	Left	Thru	Right	Heavy	App. Total			
08:00	4	106	0	5	110	0	0	0	0	0	0	14	2	3	16	0	0	0	0	0	8	126	134
08:15	3	118	0	4	121	0	0	0	0	0	0	12	0	2	12	0	0	0	0	0	6	133	139
08:30	3	119	0	4	122	0	0	0	0	0	0	13	2	3	15	0	0	0	0	0	7	137	144
08:45	5	144	0	5	149	0	0	0	0	0	0	21	2	2	23	0	0	0	0	0	7	172	179
Total	15	487	0	18	502	0	0	0	0	0	0	60	6	10	66	0	0	0	0	0	28	568	596
07:00	5	166	0	5	171	0	0	0	0	0	0	21	2	4	23	0	0	0	0	0	9	194	203
07:15	3	184	0	3	187	0	0	0	0	0	0	27	2	5	29	0	0	0	0	0	8	216	224
07:30	1	149	0	2	150	0	0	0	0	0	0	40	2	3	42	0	0	0	0	0	5	192	197
07:45	1	121	0	3	122	0	0	0	0	0	0	34	1	1	35	0	0	0	0	0	4	157	161
Total	10	620	0	13	630	0	0	0	0	0	0	122	7	13	129	0	0	0	0	0	26	759	785
08:00	1	84	0	1	85	0	0	0	0	0	0	21	0	0	21	0	0	0	0	0	1	106	107
08:15	1	59	0	3	60	0	0	0	0	0	0	23	0	3	23	0	0	0	0	0	6	83	89
08:30	1	20	0	2	21	0	0	0	0	0	0	35	0	3	35	0	0	0	0	0	5	56	61
08:45	0	27	0	0	27	0	0	0	0	0	0	23	0	1	23	0	0	0	0	0	1	50	51
Total	3	190	0	6	193	0	0	0	0	0	0	102	0	7	102	0	0	0	0	0	13	295	308
09:00	1	27	0	2	28	0	0	0	0	0	0	23	0	1	23	0	0	0	0	0	3	51	54
09:15	0	36	0	3	36	0	0	0	0	0	0	24	0	3	24	0	0	0	0	0	6	60	66
09:30	0	26	0	1	26	0	0	0	0	0	0	30	0	4	30	0	0	0	0	0	5	56	61
09:45	0	27	0	3	27	0	0	0	0	0	0	30	0	1	30	0	0	0	0	0	4	57	61
Total	1	116	0	9	117	0	0	0	0	0	0	107	0	9	107	0	0	0	0	0	18	224	242
10:00	1	25	0	3	26	0	0	0	0	0	0	27	0	2	27	0	0	0	0	0	5	53	58
10:15	0	28	0	0	28	0	0	0	0	0	0	28	0	2	28	0	0	0	0	0	2	56	58
10:30	1	26	0	3	27	0	0	0	0	0	0	36	0	1	36	0	0	0	0	0	4	63	67
10:45	0	41	0	4	41	0	0	0	0	0	0	21	0	2	21	0	0	0	0	0	6	62	68
Total	2	120	0	10	122	0	0	0	0	0	0	112	0	7	112	0	0	0	0	0	17	234	251
11:00	0	31	0	1	31	0	0	0	0	0	0	31	0	1	31	0	0	0	0	0	2	62	64
11:15	0	25	0	2	25	0	0	0	0	0	0	32	0	2	32	0	0	0	0	0	4	57	61
11:30	1	30	0	1	31	0	0	0	0	0	0	27	0	2	27	0	0	0	0	0	3	58	61
11:45	1	14	0	1	15	0	0	0	0	0	0	27	0	0	27	0	0	0	0	0	1	42	43
Total	2	100	0	5	102	0	0	0	0	0	0	117	0	5	117	0	0	0	0	0	10	219	229
12:00	0	27	0	0	27	0	0	0	0	0	0	40	0	1	40	0	0	0	0	0	1	67	68
12:15	1	26	0	2	27	0	0	0	0	0	0	49	0	2	49	0	0	0	0	0	4	76	80
12:30	1	31	0	2	32	0	0	0	0	0	0	70	0	4	70	0	0	0	0	0	6	102	108
12:45	0	34	0	2	34	0	0	0	0	0	0	28	0	3	28	0	0	0	0	0	5	62	67
Total	2	118	0	6	120	0	0	0	0	0	0	187	0	10	187	0	0	0	0	0	16	307	323
13:00	0	25	0	2	25	0	0	0	0	0	0	32	0	3	32	0	0	0	0	0	5	57	62
13:15	1	33	0	2	34	0	0	0	0	0	0	28	0	1	28	0	0	0	0	0	3	62	65
13:30	1	40	0	2	41	0	0	0	0	0	0	44	0	3	44	0	0	0	0	0	5	85	90
13:45	0	31	0	2	31	0	0	0	0	0	0	42	0	1	42	0	0	0	0	0	3	73	76
Total	2	129	0	8	131	0	0	0	0	0	0	146	0	8	146	0	0	0	0	0	16	277	293
14:00	0	26	0	0	26	0	0	0	0	0	0	43	0	1	43	0	0	0	0	0	1	69	70
14:15	1	26	0	1	27	0	0	0	0	0	0	35	0	1	35	0	0	0	0	0	2	62	64
14:30	1	22	0	3	23	0	0	0	0	0	0	42	0	3	42	0	0	0	0	0	6	65	71
14:45	0	32	0	1	32	0	0	0	0	0	0	50	0	2	50	0	0	0	0	0	3	82	85
Total	2	106	0	5	108	0	0	0	0	0	0	170	0	7	170	0	0	0	0	0	12	278	290
15:00	0	34	0	3	34	0	0	0	0	0	0	46	0	2	46	0	0	0	0	0	5	80	85
15:15	2	36	0	2	38	0	0	0	0	0	0	88	0	1	88	0	0	0	0	0	3	126	129
15:30	1	26	0	3	27	0	0	0	0	0	0	97	0	1	97	0	0	0	0	0	4	124	128
15:45	3	23	0	4	26	0	0	0	0	0	0	105	1	6	106	0	0	0	0	0	10	132	142
Total	6	119	0	12	125	0	0	0	0	0	0	336	1	10	337	0	0	0	0	0	22	462	484
16:00	2	45	0	2	47	0	0	0	0	0	0	116	0	7	116	0	0	0	0	0	9	163	172
16:15	3	33	0	5	36	0	0	0	0	0	0	147	0	1	147	0	0	0	0	0	6	183	189
16:30	3	31	0	3	34	0	0	0	0	0	0	153	0	3	153	0	0	0	0	0	6	187	193
16:45	3	23	0	3	26	0	0	0	0	0	0	189	0	3	189	0	0	0	0	0	6	215	221
Total	11	132	0	13	143	0	0	0	0	0	0	605	0	14	605	0	0	0	0	0	27	748	775
17:00	4	34	0	4	38	0	0	0	0	0	0	202	0	1	202	0	0	0	0	0	5	240	245
17:15	5	41	0	5	46	0	0	0	0	0	0	183	0	1	183	0	0	0	0	0	6	229	235
17:30	3	36	0	3	39	0	0	0	0	0	0	213	0	4	213	0	0	0	0	0	7	252	259
17:45	2	44	0	2	46	0	0	0	0	0	0	154	0	2	154	0	0	0	0	0	4	200	204
Total	14	155	0	14	169	0	0	0	0	0	0	752	0	8	752	0	0	0	0	0	22	921	943



Anoka County Highway Department

Traffic Engineering Section Traffic Volume and Turning Movement Study

Weather: Sunny and Warm
Counter: DB-400
Counted by: Andy/Brett

File Name : TMC1033A
Site Code : 10330102
Start Date : 07/06/2010
Page No : 2

Groups Printed- Unshifted

Start Time	CSAH 11 Southbound					Bus Entrance (No Exit) Westbound					CSAH 11 Northbound					None Eastbound					Exclu. Total	Inclu. Total	Int. Total	
	Left	Thru	Right	Heavy	App. Total	Left	Thru	Right	Heavy	App. Total	Left	Thru	Right	Heavy	App. Total	Left	Thru	Right	Heavy	App. Total				
18:00	3	24	0	3	27	0	0	0	0	0	0	115	0	2	115	0	0	0	0	0	0	5	142	147
18:15	0	38	0	2	38	0	0	0	0	0	0	53	0	1	53	0	0	0	0	0	3	91	94	
18:30	2	19	0	2	21	0	0	0	0	0	0	64	0	2	64	0	0	0	0	0	4	85	89	
18:45	2	24	0	2	26	0	0	0	0	0	0	54	0	3	54	0	0	0	0	0	5	80	85	
Total	7	105	0	9	112	0	0	0	0	0	0	286	0	8	286	0	0	0	0	0	17	398	415	
19:00	0	21	0	1	21	0	0	0	0	0	0	20	1	1	21	0	0	0	0	0	2	42	44	
19:15	1	23	0	2	24	0	0	0	0	0	0	15	0	1	15	0	0	0	0	0	3	39	42	
19:30	1	27	0	2	28	0	0	0	0	0	0	16	0	2	16	0	0	0	0	0	4	44	48	
19:45	0	11	0	0	11	0	0	0	0	0	0	23	0	0	23	0	0	0	0	0	0	34	34	
Total	2	82	0	5	84	0	0	0	0	0	0	74	1	4	75	0	0	0	0	0	9	159	168	
20:00	0	25	0	1	25	0	0	0	0	0	0	21	0	0	21	0	0	0	0	0	1	46	47	
20:15	1	16	0	1	17	0	0	0	0	0	0	24	1	1	25	0	0	0	0	0	2	42	44	
20:30	2	19	0	2	21	0	0	0	0	0	0	15	0	1	15	0	0	0	0	0	3	36	39	
20:45	0	27	0	0	27	0	0	0	0	0	0	22	0	0	22	0	0	0	0	0	0	49	49	
Total	3	87	0	4	90	0	0	0	0	0	0	82	1	2	83	0	0	0	0	0	6	173	179	
21:00	0	36	0	0	36	0	0	0	0	0	0	22	0	1	22	0	0	0	0	0	1	58	59	
21:15	0	26	0	0	26	0	0	0	0	0	0	28	0	0	28	0	0	0	0	0	0	54	54	
21:30	0	21	0	0	21	0	0	0	0	0	0	20	0	0	20	0	0	0	0	0	0	41	41	
21:45	0	26	0	0	26	0	0	0	0	0	0	22	0	0	22	0	0	0	0	0	0	48	48	
Total	0	109	0	0	109	0	0	0	0	0	0	92	0	1	92	0	0	0	0	0	1	201	202	
Grand Total	82	2775	0	137	2857	0	0	0	0	0	0	3350	16	123	3366	0	0	0	0	0	260	6223	6483	
Apprch %	2.9	97.1	0			0	0	0			0	99.5	0.5			0	0	0						
total %	1.3	44.6	0		45.9	0	0	0			0	53.8	0.3		54.1	0	0	0			4	96		

Start Time	CSAH 11 Southbound				Bus Entrance (No Exit) Westbound				CSAH 11 Northbound				None Eastbound				Int. Total
	Left	Thru	Right	App. Total	Left	Thru	Right	App. Total	Left	Thru	Right	App. Total	Left	Thru	Right	App. Total	
Peak Hour Analysis From 06:00 to 11:45 - Peak 1 of 1																	
Peak Hour for Entire Intersection Begins at 06:45																	
06:45	5	144	0	149	0	0	0	0	0	21	2	23	0	0	0	0	172
07:00	5	166	0	171	0	0	0	0	0	21	2	23	0	0	0	0	194
07:15	3	184	0	187	0	0	0	0	0	27	2	29	0	0	0	0	216
07:30	1	149	0	150	0	0	0	0	0	40	2	42	0	0	0	0	192
Total Volume	14	643	0	657	0	0	0	0	0	109	8	117	0	0	0	0	774
% App. Total	2.1	97.9	0		0	0	0		0	93.2	6.8		0	0	0		
PHF	.700	.874	.000	.878	.000	.000	.000	.000	.000	.681	1.000	.696	.000	.000	.000	.000	.896

Start Time	CSAH 11 Southbound				Bus Entrance (No Exit) Westbound				CSAH 11 Northbound				None Eastbound				Int. Total
	Left	Thru	Right	App. Total	Left	Thru	Right	App. Total	Left	Thru	Right	App. Total	Left	Thru	Right	App. Total	
Peak Hour Analysis From 12:00 to 21:45 - Peak 1 of 1																	
Peak Hour for Entire Intersection Begins at 16:45																	
16:45	3	23	0	26	0	0	0	0	0	189	0	189	0	0	0	0	215
17:00	4	34	0	38	0	0	0	0	0	202	0	202	0	0	0	0	240
17:15	5	41	0	46	0	0	0	0	0	183	0	183	0	0	0	0	229
17:30	3	36	0	39	0	0	0	0	0	213	0	213	0	0	0	0	252
Total Volume	15	134	0	149	0	0	0	0	0	787	0	787	0	0	0	0	936
% App. Total	10.1	89.9	0		0	0	0		0	100	0		0	0	0		
PHF	.750	.817	.000	.810	.000	.000	.000	.000	.000	.924	.000	.924	.000	.000	.000	.000	.929



Anoka County Highway Department

Traffic Engineering Section

Traffic Volume and Turning Movement Study

File Name : TMC1033B
 Site Code : 10330202
 Start Date : 07/06/2010
 Page No : 1

Weather: Warm and Sunny
 Counter: DB-400
 Counted by: Andy/Brett

Groups Printed- Unshifted

Start Time	CSAH 11 Southbound					Main Parking Ramp Entrance Westbound					CSAH 11 Northbound					None Eastbound					Exclu. Total	Inclu. Total	Int. Total
	Left	Thru	Right	Heavy	App. Total	Left	Thru	Right	Heavy	App. Total	Left	Thru	Right	Heavy	App. Total	Left	Thru	Right	Heavy	App. Total			
06:00	65	41	0	1	108	2	0	2	0	4	0	14	5	3	19	0	0	0	0	0	4	129	133
06:15	77	41	0	1	118	3	0	5	0	8	0	7	0	2	7	0	0	0	0	0	3	133	136
06:30	72	47	0	1	119	0	0	4	0	4	0	11	1	3	12	0	0	0	0	0	4	135	139
06:45	93	51	0	0	144	1	0	1	0	2	0	22	3	2	25	0	0	0	0	0	2	171	173
Total	307	180	0	3	487	6	0	12	0	18	0	54	9	10	63	0	0	0	0	0	13	568	581
07:00	107	59	0	0	166	0	0	8	0	8	0	15	7	4	22	0	0	0	0	0	4	196	200
07:15	110	74	0	0	184	3	0	10	0	13	0	19	6	5	25	0	0	0	0	0	5	222	227
07:30	90	59	0	1	149	1	0	5	0	6	0	37	7	3	44	0	0	0	0	0	4	199	203
07:45	66	55	0	2	121	1	0	1	0	2	0	34	6	1	40	0	0	0	0	0	3	163	166
Total	373	247	0	3	620	5	0	24	0	29	0	105	26	13	131	0	0	0	0	0	16	780	796
08:00	37	47	0	0	84	0	0	5	0	5	0	16	0	0	16	0	0	0	0	0	0	105	105
08:15	24	35	0	2	59	0	0	2	0	2	0	21	0	3	21	0	0	0	0	0	5	82	87
08:30	5	15	0	1	20	0	0	1	0	1	0	34	0	3	34	0	0	0	0	0	4	55	59
08:45	0	27	0	0	27	0	0	1	0	1	0	22	0	1	22	0	0	0	0	0	1	50	51
Total	66	124	0	3	190	0	0	9	0	9	0	93	0	7	93	0	0	0	0	0	10	292	302
09:00	1	26	0	1	27	0	0	1	0	1	0	22	0	1	22	0	0	0	0	0	2	50	52
09:15	0	36	0	3	36	0	0	0	0	0	0	24	0	3	24	0	0	0	0	0	6	60	66
09:30	1	25	0	1	26	0	0	0	0	0	0	30	0	4	30	0	0	0	0	0	5	56	61
09:45	0	27	0	3	27	0	0	0	0	0	0	30	0	1	30	0	0	0	0	0	4	57	61
Total	2	114	0	8	116	0	0	1	0	1	0	106	0	9	106	0	0	0	0	0	17	223	240
10:00	0	25	0	2	25	0	0	0	0	0	0	27	0	2	27	0	0	0	0	0	4	52	56
10:15	1	27	0	0	28	1	0	2	0	3	0	26	1	2	27	0	0	0	0	0	2	58	60
10:30	2	24	0	2	26	0	0	0	0	0	0	36	1	1	37	0	0	0	0	0	3	63	66
10:45	1	40	0	4	41	0	0	0	0	0	0	21	0	2	21	0	0	0	0	0	6	82	88
Total	4	116	0	8	120	1	0	2	0	3	0	110	2	7	112	0	0	0	0	0	15	235	250
11:00	0	31	0	1	31	0	0	1	0	1	0	30	0	1	30	0	0	0	0	0	2	62	64
11:15	1	24	0	2	25	0	0	4	0	4	0	28	0	2	28	0	0	0	0	0	4	57	61
11:30	0	30	0	0	30	0	0	0	0	0	0	27	0	2	27	0	0	0	0	0	2	57	59
11:45	0	14	0	0	14	0	0	0	0	0	0	27	0	0	27	0	0	0	0	0	0	41	41
Total	1	99	0	3	100	0	0	5	0	5	0	112	0	5	112	0	0	0	0	0	8	217	225
12:00	3	24	0	0	27	0	0	0	0	0	0	40	0	1	40	0	0	0	0	0	1	67	68
12:15	2	24	0	1	26	0	0	3	0	3	0	46	0	2	46	0	0	0	0	0	3	75	78
12:30	0	31	0	1	31	0	0	2	0	2	0	68	0	4	68	0	0	0	0	0	5	101	106
12:45	1	33	0	2	34	0	0	0	0	0	0	28	0	3	28	0	0	0	0	0	5	62	67
Total	6	112	0	4	118	0	0	5	0	5	0	182	0	10	182	0	0	0	0	0	14	305	319
13:00	1	24	0	2	25	0	0	0	0	0	0	32	0	3	32	0	0	0	0	0	5	57	62
13:15	1	32	0	1	33	1	0	0	0	1	0	28	0	1	28	0	0	0	0	0	2	62	64
13:30	0	40	0	1	40	0	0	1	0	1	0	43	1	3	44	0	0	0	0	0	4	85	89
13:45	0	31	0	2	31	0	0	0	0	0	0	42	0	1	42	0	0	0	0	0	3	73	76
Total	2	127	0	6	129	1	0	1	0	2	0	145	1	8	146	0	0	0	0	0	14	277	291
14:00	0	26	0	0	26	0	0	0	0	0	0	43	0	1	43	0	0	0	0	0	1	69	70
14:15	0	26	0	0	26	1	0	3	0	4	0	32	2	1	34	0	0	0	0	0	1	64	65
14:30	1	21	0	2	22	0	0	0	0	0	0	42	0	3	42	0	0	0	0	0	5	64	69
14:45	2	30	0	1	32	2	0	2	0	4	0	48	0	2	48	0	0	0	0	0	3	84	87
Total	3	103	0	3	106	3	0	5	0	8	0	165	2	7	167	0	0	0	0	0	10	281	291
15:00	0	34	0	3	34	0	0	0	0	0	0	46	0	2	46	0	0	0	0	0	5	80	85
15:15	3	33	0	0	36	1	0	48	0	49	0	40	2	1	42	0	0	0	0	0	1	127	128
15:30	0	26	0	2	26	1	0	38	0	39	0	59	2	1	61	0	0	0	0	0	3	126	129
15:45	2	21	0	1	23	3	0	29	0	32	0	77	2	6	79	0	0	0	0	0	7	134	141
Total	5	114	0	6	119	5	0	115	0	120	0	222	6	10	228	0	0	0	0	0	16	467	483
16:00	6	39	0	0	45	9	0	46	0	55	0	70	3	7	73	0	0	0	0	0	7	173	180
16:15	10	23	0	2	33	7	0	84	0	71	0	83	2	1	85	0	0	0	0	0	3	189	192
16:30	5	26	0	0	31	12	0	85	0	97	0	68	1	3	69	0	0	0	0	0	3	197	200
16:45	5	18	0	0	23	8	0	85	0	93	0	104	2	3	106	0	0	0	0	0	3	222	225
Total	26	106	0	2	132	36	0	280	0	316	0	325	8	14	333	0	0	0	0	0	16	781	797
17:00	6	28	0	0	34	10	0	119	0	129	0	83	1	1	84	0	0	0	0	0	1	247	248
17:15	0	41	0	0	41	13	0	102	0	115	0	81	1	1	82	0	0	0	0	0	1	238	239
17:30	3	33	0	0	36	12	0	108	0	120	0	105	3	4	108	0	0	0	0	0	4	264	268
17:45	3	41	0	0	44	4	0	86	0	90	0	68	1	2	69	0	0	0	0	0	2	203	205
Total	12	143	0	0	155	39	0	415	0	454	0	337	6	8	343	0	0	0	0	0	8	952	960



Anoka County Highway Department

Traffic Engineering Section

Traffic Volume and Turning Movement Study

File Name : TMC1033B
 Site Code : 10330202
 Start Date : 07/06/2010
 Page No : 2

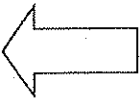
Weather: Warm and Sunny
 Counter: DB-400
 Counted by: Andy/Brett

Groups Printed- Unshifted

Start Time	CSAH 11 Southbound					Main Parking Ramp Entrance Westbound					CSAH 11 Northbound					None Eastbound					Exclu. Total	Inclu. Total	Int. Total
	Left	Thru	Right	Heavy	App. Total	Left	Thru	Right	Heavy	App. Total	Left	Thru	Right	Heavy	App. Total	Left	Thru	Right	Heavy	App. Total			
18:00	2	22	0	0	24	4	0	56	0	60	0	59	1	2	60	0	0	0	0	0	2	144	146
18:15	1	37	0	2	38	0	0	4	0	4	0	49	0	1	49	0	0	0	0	0	3	91	94
18:30	1	18	0	0	19	5	0	33	0	39	0	31	1	2	32	0	0	0	0	0	2	90	92
18:45	2	22	0	0	24	3	0	21	0	24	0	33	1	3	34	0	0	0	0	0	3	82	85
Total	6	99	0	2	105	13	0	114	0	127	0	172	3	8	175	0	0	0	0	0	10	407	417
19:00	1	20	0	1	21	0	0	0	0	0	0	21	0	1	21	0	0	0	0	0	2	42	44
19:15	3	20	0	1	23	0	0	5	0	5	0	10	0	1	10	0	0	0	0	0	2	38	40
19:30	0	27	0	1	27	0	0	1	0	1	0	15	1	2	16	0	0	0	0	0	3	44	47
19:45	0	11	0	0	11	0	0	0	0	0	0	23	0	0	23	0	0	0	0	0	0	34	34
Total	4	78	0	3	82	0	0	6	0	6	0	69	1	4	70	0	0	0	0	0	7	158	165
20:00	1	24	0	1	25	0	0	2	0	2	0	19	0	0	19	0	0	0	0	0	1	46	47
20:15	0	16	0	0	16	1	0	4	0	5	0	21	0	1	21	0	0	0	0	0	1	42	43
20:30	0	19	0	0	19	0	0	0	0	0	0	15	0	1	15	0	0	0	0	0	1	34	35
20:45	1	26	0	0	27	1	0	4	0	5	0	18	1	0	19	0	0	0	0	0	3	51	51
Total	2	85	0	1	87	2	0	10	0	12	0	73	1	2	74	0	0	0	0	0	3	173	176
21:00	1	35	0	0	36	0	0	4	0	4	0	18	0	1	18	0	0	0	0	0	1	58	59
21:15	0	26	0	0	26	1	0	3	0	4	0	25	2	0	27	0	0	0	0	0	0	57	57
21:30	1	20	0	0	21	1	0	1	0	2	0	19	0	0	19	0	0	0	0	0	0	42	42
21:45	1	25	0	0	26	1	0	1	0	2	0	21	0	0	21	0	0	0	0	0	0	49	49
Total	3	106	0	0	109	3	0	9	0	12	0	83	2	1	85	0	0	0	0	0	1	206	207
Grand Total	822	1953	0	55	2775	114	0	1013	0	1127	0	2353	67	123	2420	0	0	0	0	0	178	6322	6500
prch %	29.6	70.4	0			10.1	0	89.9			0	97.2	2.8			0	0	0			2.7	97.3	
Total %	13	30.9	0		43.9	1.8	0	16		17.8	0	37.2	1.1		38.3	0	0	0					

Start Time	CSAH 11 Southbound				Main Parking Ramp Entrance Westbound				CSAH 11 Northbound				None Eastbound				Int. Total
	Left	Thru	Right	App. Total	Left	Thru	Right	App. Total	Left	Thru	Right	App. Total	Left	Thru	Right	App. Total	
Peak Hour Analysis From 06:00 to 11:45 - Peak 1 of 1																	
Peak Hour for Entire Intersection Begins at 06:45																	
06:45	93	51	0	144	1	0	1	2	0	22	3	25	0	0	0	0	171
07:00	107	59	0	166	0	0	8	8	0	15	7	22	0	0	0	0	196
07:15	110	74	0	184	3	0	10	13	0	19	6	25	0	0	0	0	222
07:30	90	59	0	149	1	0	5	6	0	37	7	44	0	0	0	0	199
Total Volume	400	243	0	643	5	0	24	29	0	93	23	116	0	0	0	0	788
% App. Total	62.2	37.8	0		17.2	0	82.8		0	80.2	19.8		0.000	0.000	0.000	0.000	.887
PHF	.909	.821	.000	.874	.417	.000	.600	.558	.000	.628	.821	.659	.000	.000	.000	.000	

Start Time	CSAH 11 Southbound				Main Parking Ramp Entrance Westbound				CSAH 11 Northbound				None Eastbound				Int. Total
	Left	Thru	Right	App. Total	Left	Thru	Right	App. Total	Left	Thru	Right	App. Total	Left	Thru	Right	App. Total	
Peak Hour Analysis From 12:00 to 21:45 - Peak 1 of 1																	
Peak Hour for Entire Intersection Begins at 16:45																	
16:45	5	18	0	23	8	0	85	93	0	104	2	106	0	0	0	0	222
17:00	6	28	0	34	10	0	119	129	0	83	1	84	0	0	0	0	247
17:15	0	41	0	41	13	0	102	115	0	81	1	82	0	0	0	0	238
17:30	3	33	0	36	12	0	108	120	0	105	3	108	0	0	0	0	264
Total Volume	14	120	0	134	43	0	414	457	0	373	7	380	0	0	0	0	971
% App. Total	10.4	89.6	0		9.4	0	90.6		0	98.2	1.8		0.000	0.000	0.000	0.000	.920
PHF	.583	.732	.000	.817	.827	.000	.870	.886	.000	.888	.583	.880	.000	.000	.000	.000	



NORTH

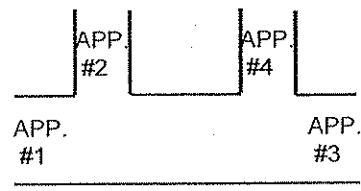
APP. #1 = CSAH 11

APP. #2 = Bus Entrance

APP. #3 = CSAH 11

APP. #4 = Main Entrance

COUNT LOCATION: CSAH 11 (Foley Blvd.) DATE: 07/09/2010
@ Foley Park & Ride North Entrances



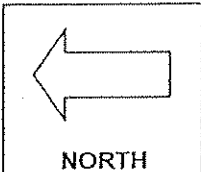
HEAVY VEHICLE- ANY VEHICLE HAVING MORE THAN FOUR TIRES TOUCHING THE PAVEMENT

A. TRUCKS- A HEAVY VEHICLE INVOLVED PRIMARILY IN THE TRANSPORT OF GOODS OR IN THE DELIVERY OF A SERVICE.

B. RV- A HEAVY VEHICLE OPERATED BY A PRIVATE MOTORIST AND INVOLVED IN THE TRANSPORT OF RECREATIONAL EQUIPMENT OR FACILITIES.

C. BUSES- A HEAVY VEHICLE INVOLVED IN THE TRANSPORTATION OF GROUPS OF PEOPLE.

TIME	PEDESTRIANS					HEAVY VEHICLES			
	APP. #1	APP. #2	APP. #3	APP. #4	15 MIN TOT	TRUCKS	RV	BUS	
6:00-6:15AM						2		6	1
6:15-6:30						2		4	2
6:30-6:45						1		6	3
6:45-7:00						3		7	4
HOURLY TOTAL						HOURLY TOTAL		31	
7:00-7:15						1		8	5
7:15-7:30						2		6	6
7:30-7:45						1		4	7
7:45-8:00						1		3	8
HOURLY TOTAL						HOURLY TOTAL		26	
8:00-8:15						1		2	9
8:15-8:30						4		2	10
8:30-8:45						3		3	11
8:45-9:00						1			12
HOURLY TOTAL						HOURLY TOTAL		16	
9:00-9:15						2		1	13
9:15-9:30						5		1	14
9:30-9:45						4		2	15
9:45-10:00						4			16
HOURLY TOTAL						HOURLY TOTAL		19	
10:00-10:15						4		1	17
10:15-10:30						1		1	18
10:30-10:45						2		2	19
10:45-11:00						6			20
HOURLY TOTAL						HOURLY TOTAL		17	
11:00-11:15						2			21
11:15-11:30						3		1	22
11:30-11:45						1		2	23
11:45-12:00								1	24
HOURLY TOTAL						HOURLY TOTAL		10	
12:00-12:15						1			25
12:15-12:30						2		2	26
12:30-12:45						4		2	27
12:45-1:00						5			28
HOURLY TOTAL						HOURLY TOTAL		16	
1:00-1:15						5			29
1:15-1:30						1		2	30
1:30-1:45						3		2	31
1:45-2:00						3			32
HOURLY TOTAL						HOURLY TOTAL		16	
					TOTAL		TOTAL	151	



COUNT LOCATION:

CSAH 11 (Foley Blvd.)

DATE:

07/06/2010

@ Foley Park & Ride North Entrances

NORTH
APP. #1 = CSAH 11
APP. #2 = Bus Entrance
APP. #3 = CSAH 11
APP. #4 = Main Entrance



- HEAVY VEHICLE- ANY VEHICLE HAVING MORE THAN FOUR TIRES TOUCHING THE PAVEMENT
- A. TRUCKS- A HEAVY VEHICLE INVOLVED PRIMARILY IN THE TRANSPORT OF GOODS OR IN THE DELIVERY OF A SERVICE.
 - B. RV- A HEAVY VEHICLE OPERATED BY A PRIVATE MOTORIST AND INVOLVED IN THE TRANSPORT OF RECREATIONAL EQUIPMENT OR FACILITIES.
 - C. BUSES- A HEAVY VEHICLE INVOLVED IN THE TRANSPORTATION OF GROUPS OF PEOPLE.

TIME	PEDESTRIANS					HEAVY VEHICLES			
	APP. #1	APP. #2	APP. #3	APP. #4	15 MIN TOT	TRUCKS	RV	BUS	
2:00-2:15PM						1		2	1
2:15-2:30									2
2:30-2:45	5		3		8	4		2	3
2:45-3:00						3			4
HOURLY TOTAL					8	HOURLY TOTAL		12	
3:00-3:15						5			5
3:15-3:30								3	6
3:30-3:45						3		1	7
3:45-4:00						4		6	8
HOURLY TOTAL						HOURLY TOTAL		22	
4:00-4:15						6		3	9
4:15-4:30						1	1	4	10
4:30-4:45	3				3	4		3	11
4:45-5:00						1		5	12
HOURLY TOTAL					3	HOURLY TOTAL		28	
5:00-5:15								5	13
5:15-5:30								6	14
5:30-5:45						2		5	15
5:45-6:00								4	16
HOURLY TOTAL						HOURLY TOTAL		22	
6:00-6:15								5	17
6:15-6:30						3			18
6:30-6:45	5				5	2		3	19
6:45-7:00						2		3	20
HOURLY TOTAL					5	HOURLY TOTAL		18	
7:00-7:15						1		1	21
7:15-7:30	3		2		5	3		1	22
7:30-7:45						1		3	23
7:45-8:00									24
HOURLY TOTAL					5	HOURLY TOTAL		10	
8:00-8:15						1			25
8:15-8:30	2		2		4			2	26
8:30-8:45								2	27
8:45-9:00									28
HOURLY TOTAL					4	HOURLY TOTAL		5	
9:00-9:15						1			29
9:15-9:30									30
9:30-9:45									31
9:45-10:00									32
HOURLY TOTAL						HOURLY TOTAL		1	
					TOTAL	25		TOTAL	269