

Date : 06/30/10

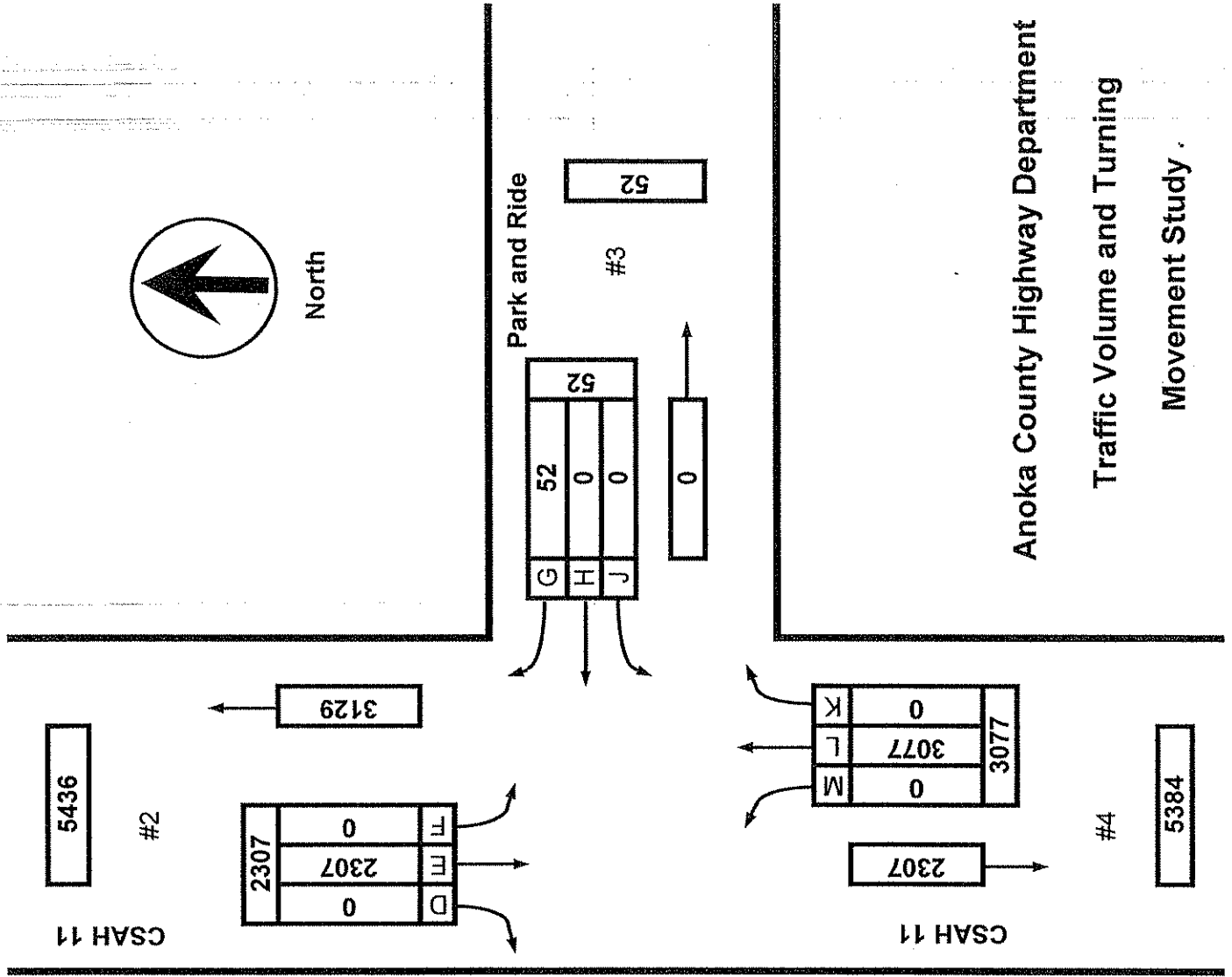
Count Number : TMC1034

Location : CSAH 11 (Foley Blvd.)

@ Park and Ride (South Exit)

Collection Period : 6:00AM - 10:00PM

	EXISTING LANES OF APPROACH			TOTAL
	RIGHT TURN LANE	LEFT TURN LANE	THRU LANES	
#1	0	0	0	0
#2	0	0	2	2
#3	1	0	0	1
#4	0	0	2	2



Anoka County Highway Department
 Traffic Volume and Turning
 Movement Study

Date : 07/01/10

Count Number : TMC1034

Location : CSAH 11 (Foley Blvd.)

@ Park and Ride (South Exit)

Collection Period : AM PEAK

Hour : 7:00 AM-8:00 AM

	EXISTING LANES OF APPROACH			TOTAL
	RIGHT TURN LANE	LEFT TURN LANE	THRU LANES	
#1	0	0	0	0
#2	0	0	2	2
#3	1	0	0	1
#4	0	0	2	2

CSAH 11

389

#2

244	D	0
244	E	244
0	F	0

145

10	G	10
0	H	0
0	J	0

#3

10

0

CSAH 11

244

#4

0	K	0
135	L	135
0	M	0

379



North

Park and Ride

Anoka County Highway Department

Traffic Volume and Turning

Movement Study

Date : 06/30/10

Count Number : TMC1034

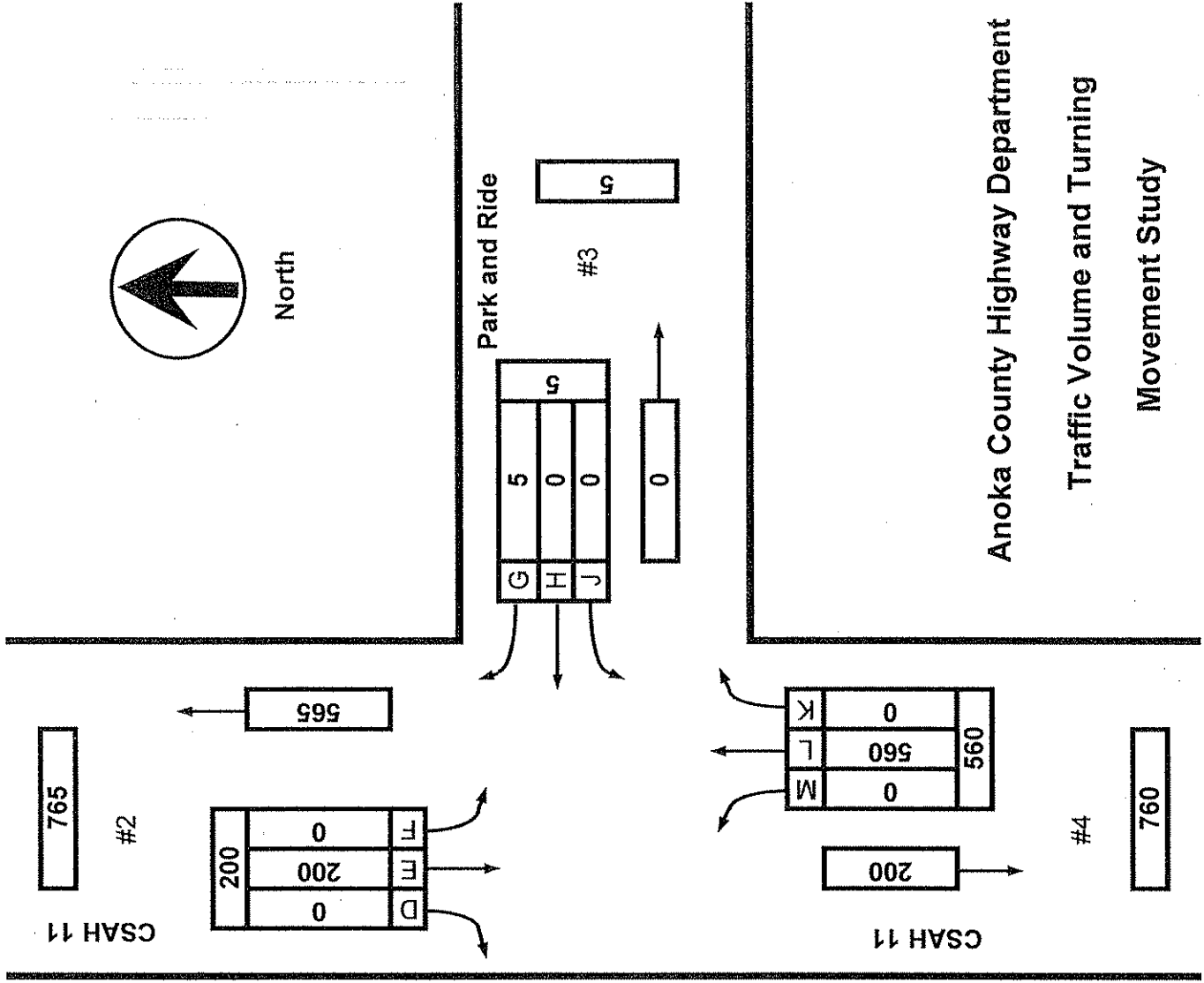
Location : CSAH 11 (Foley Blvd.)

@ Park and Ride (South Exit)

Collection Period : PM PEAK

Hour : 4:45-5:45 PM

	EXISTING LANES OF APPROACH			TOTAL
	RIGHT TURN LANE	LEFT TURN LANE	THRU LANES	
#1	0	0	0	0
#2	0	0	2	2
#3	1	0	0	1
#4	0	0	2	2



Anoka County Highway Department
 Traffic Volume and Turning
 Movement Study

Anoka County Highway Department

Traffic Engineering Section

Traffic Volume and Turning Movement Study

File Name : TMC1034

Site Code : 1034

Start Date : 06/30/2010

Page No : 1

Weather: Warm/Sun
 Counter: DB-400
 Counted by: Andy/Brett

Groups Printed- Unshifted - Bank 1

Start Time	CSAH 11 (Foley Blvd.) Southbound					Park and Ride (South Exit) Westbound					CSAH 11 (Foley Blvd.) Northbound					Eastbound					Excl. Total	Inclu. Total	Int. Total
	Left	Thru	Right	Heavy	App. Total	Left	Thru	Right	Heavy	App. Total	Left	Thru	Right	Heavy	App. Total	Left	Thru	Right	Heavy	App. Total			
06:00	0	29	0	1	29	0	0	1	1	1	0	23	0	1	23	0	0	0	0	0	3	53	56
06:15	0	53	0	0	53	0	0	1	1	1	0	16	0	1	16	0	0	0	0	0	2	70	72
06:30	0	70	0	2	70	0	0	3	3	3	0	24	0	2	24	0	0	0	0	0	7	97	104
06:45	0	59	0	0	59	0	0	1	1	1	0	27	0	0	27	0	0	0	0	0	1	87	88
Total	0	211	0	3	211	0	0	6	6	6	0	90	0	4	90	0	0	0	0	0	13	307	320
07:00	0	53	0	0	53	0	0	3	3	3	0	33	0	1	33	0	0	0	0	0	4	89	93
07:15	0	70	0	1	70	0	0	3	3	3	0	42	0	2	42	0	0	0	0	0	6	115	121
07:30	0	57	0	0	57	0	0	3	3	3	0	31	0	0	31	0	0	0	0	0	3	91	94
07:45	0	64	0	2	64	0	0	1	1	1	0	29	0	1	29	0	0	0	0	0	4	94	98
Total	0	244	0	3	244	0	0	10	10	10	0	135	0	4	135	0	0	0	0	0	17	389	406
08:00	0	57	0	4	57	0	0	1	1	1	0	19	0	1	19	0	0	0	0	0	6	77	83
08:15	0	38	0	2	38	0	0	1	1	1	0	26	0	0	26	0	0	0	0	0	3	65	68
08:30	0	41	0	1	41	0	0	1	1	1	0	42	0	4	42	0	0	0	0	0	6	84	90
08:45	0	41	0	4	41	0	0	0	0	0	0	29	0	4	29	0	0	0	0	0	8	70	78
Total	0	177	0	11	177	0	0	3	3	3	0	116	0	9	116	0	0	0	0	0	23	296	319
09:00	0	27	0	1	27	0	0	0	0	0	0	34	0	2	34	0	0	0	0	0	3	61	64
09:15	0	27	0	1	27	0	0	1	1	1	0	35	0	5	35	0	0	0	0	0	7	63	70
09:30	0	23	0	0	23	0	0	1	1	1	0	24	0	2	24	0	0	0	0	0	3	48	51
09:45	0	20	0	1	20	0	0	0	0	0	0	28	0	2	28	0	0	0	0	0	3	48	51
Total	0	97	0	3	97	0	0	2	2	2	0	121	0	11	121	0	0	0	0	0	16	220	236
10:00	0	20	0	1	20	0	0	0	0	0	0	35	0	3	35	0	0	0	0	0	4	55	59
10:15	0	17	0	1	17	0	0	1	1	1	0	29	0	1	29	0	0	0	0	0	3	47	50
10:30	0	36	0	5	36	0	0	1	1	1	0	34	0	2	34	0	0	0	0	0	8	71	79
10:45	0	23	0	2	23	0	0	0	0	0	0	26	0	0	26	0	0	0	0	0	2	49	51
Total	0	96	0	9	96	0	0	2	2	2	0	124	0	6	124	0	0	0	0	0	17	222	239
11:00	0	22	0	1	22	0	0	0	0	0	0	24	0	7	24	0	0	0	0	0	8	46	54
11:15	0	13	0	1	13	0	0	1	1	1	0	45	0	1	45	0	0	0	0	0	3	59	62
11:30	0	36	0	4	36	0	0	1	1	1	0	34	0	3	34	0	0	0	0	0	8	71	79
11:45	0	19	0	1	19	0	0	0	0	0	0	33	0	0	33	0	0	0	0	0	1	52	53
Total	0	90	0	7	90	0	0	2	2	2	0	136	0	11	136	0	0	0	0	0	20	228	248
12:00	0	24	0	3	24	0	0	0	0	0	0	54	0	4	54	0	0	0	0	0	7	78	85
12:15	0	40	0	0	40	0	0	1	1	1	0	32	0	1	32	0	0	0	0	0	2	73	75
12:30	0	33	0	0	33	0	0	2	1	2	0	41	0	3	41	0	0	0	0	0	4	76	80
12:45	0	46	0	1	46	0	0	0	0	0	0	31	0	0	31	0	0	0	0	0	1	77	78
Total	0	143	0	4	143	0	0	3	2	3	0	158	0	8	158	0	0	0	0	0	14	304	318
13:00	0	39	0	2	39	0	0	0	0	0	0	55	0	2	55	0	0	0	0	0	4	94	98
13:15	0	40	0	2	40	0	0	1	1	1	0	38	0	1	38	0	0	0	0	0	4	79	83
13:30	0	41	0	1	41	0	0	1	1	1	0	24	0	2	24	0	0	0	0	0	4	66	70
13:45	0	30	0	2	30	0	0	0	0	0	0	51	0	2	51	0	0	0	0	0	4	81	85
Total	0	150	0	7	150	0	0	2	2	2	0	168	0	7	168	0	0	0	0	0	16	320	336
14:00	0	33	0	3	33	0	0	0	0	0	0	53	0	6	53	0	0	0	0	0	9	86	95
14:15	0	33	0	2	33	0	0	2	1	2	0	44	0	0	44	0	0	0	0	0	3	79	82
14:30	0	32	0	4	32	0	0	1	1	1	0	39	0	2	39	0	0	0	0	0	7	72	79
14:45	0	31	0	2	31	0	0	0	0	0	0	57	0	3	57	0	0	0	0	0	5	88	93
Total	0	129	0	11	129	0	0	3	2	3	0	193	0	11	193	0	0	0	0	0	24	325	349
15:00	0	28	0	1	28	0	0	0	0	0	0	62	0	0	62	0	0	0	0	0	1	90	91
15:15	0	31	0	1	31	0	0	1	1	1	0	87	0	2	87	0	0	0	0	0	4	119	123
15:30	0	33	0	3	33	0	0	0	0	0	0	75	0	2	75	0	0	0	0	0	5	108	113
15:45	0	38	0	0	38	0	0	1	1	1	0	88	0	3	88	0	0	0	0	0	4	127	131
Total	0	130	0	5	130	0	0	2	2	2	0	312	0	7	312	0	0	0	0	0	14	444	458
16:00	0	40	0	1	40	0	0	0	0	0	0	90	0	0	90	0	0	0	0	0	1	130	131
16:15	0	22	0	1	22	0	0	0	0	0	0	122	0	1	122	0	0	0	0	0	2	144	146
16:30	0	41	0	0	41	0	0	2	2	2	0	113	0	2	113	0	0	0	0	0	4	156	160
16:45	0	41	0	0	41	0	0	2	1	2	0	123	0	1	123	0	0	0	0	0	2	166	168
Total	0	144	0	2	144	0	0	4	3	4	0	448	0	4	448	0	0	0	0	0	9	596	605
17:00	0	49	0	1	49	0	0	0	0	0	0	118	0	3	118	0	0	0	0	0	4	167	171
17:15	0	45	0	1	45	0	0	1	1	1	0	163	0	0	163	0	0	0	0	0	2	209	211
17:30	0	65	0	0	65	0	0	2	2	2	0	156	0	1	156	0	0	0	0	0	3	223	226
17:45	0	36	0	0	36	0	0	3	3	3	0	109	0	1	109	0	0	0	0	0	4	148	152
Total	0	195	0	2	195	0	0	6	6	6	0	546	0	5	546	0	0	0	0	0	13	747	760

Anoka County Highway Department

Traffic Engineering Section Traffic Volume and Turning Movement Study

File Name : TMC1034
Site Code : 1034
Start Date : 06/30/2010
Page No : 2

Weather: Warm/Sun
Counter: DB-400
Counted by: Andy/Brett

Groups Printed- Unshifted - Bank 1

Start Time	CSAH 11 (Foley Blvd.) Southbound					Park and Ride (South Exit) Westbound					CSAH 11 (Foley Blvd.) Northbound					Eastbound					Excl. Total	Inclu. Total	Int. Total	
	Left	Thru	Right	Heavy	App. Total	Left	Thru	Right	Heavy	App. Total	Left	Thru	Right	Heavy	App. Total	Left	Thru	Right	Heavy	App. Total				
18:00	0	40	0	1	40	0	0	2	2	2	0	77	0	0	77	0	0	0	0	0	0	3	119	122
18:15	0	36	0	3	36	0	0	0	0	0	0	70	0	0	70	0	0	0	0	0	0	3	106	109
18:30	0	22	0	1	22	0	0	0	0	0	0	38	0	0	38	0	0	0	0	0	0	1	60	61
18:45	0	21	0	0	21	0	0	1	1	1	0	61	0	1	61	0	0	0	0	0	0	2	83	85
Total	0	119	0	5	119	0	0	3	3	3	0	246	0	1	246	0	0	0	0	0	0	9	368	377
19:00	0	29	0	1	29	0	0	0	0	0	0	30	0	0	30	0	0	0	0	0	0	1	59	60
19:15	0	44	0	1	44	0	0	1	1	1	0	25	0	0	25	0	0	0	0	0	0	2	70	72
19:30	0	37	0	0	37	0	0	0	0	0	0	31	0	0	31	0	0	0	0	0	0	0	68	68
19:45	0	30	0	1	30	0	0	1	1	1	0	32	0	0	32	0	0	0	0	0	0	2	63	65
Total	0	140	0	3	140	0	0	2	2	2	0	118	0	0	118	0	0	0	0	0	0	5	260	265
20:00	0	50	0	0	50	0	0	0	0	0	0	26	0	0	26	0	0	0	0	0	0	0	76	76
20:15	0	34	0	0	34	0	0	1	1	1	0	22	0	0	22	0	0	0	0	0	0	1	57	58
20:30	0	35	0	0	35	0	0	1	1	1	0	24	0	0	24	0	0	0	0	0	0	1	60	61
20:45	0	29	0	0	29	0	0	0	0	0	0	18	0	1	18	0	0	0	0	0	0	1	47	48
Total	0	148	0	0	148	0	0	2	2	2	0	90	0	1	90	0	0	0	0	0	0	3	240	243
21:00	0	34	0	1	34	0	0	0	0	0	0	22	0	0	22	0	0	0	0	0	0	1	56	57
21:15	0	25	0	0	25	0	0	0	0	0	0	19	0	2	19	0	0	0	0	0	0	2	44	46
21:30	0	9	0	1	9	0	0	0	0	0	0	8	0	1	8	0	0	0	0	0	0	2	17	19
21:45	0	26	0	0	26	0	0	0	0	0	0	27	0	1	27	0	0	0	0	0	0	1	53	54
Total	0	94	0	2	94	0	0	0	0	0	0	76	0	4	76	0	0	0	0	0	0	6	170	176
Grand Total	0	2307	0	77	2307	0	0	52	49	52	0	3077	0	93	3077	0	0	0	0	0	0	219	5436	5655
Approch %	0	100	0			0	0	100			0	100	0			0	0	0						
Total %	0	42.4	0		42.4	0	0	1		1	0	56.6	0		56.6	0	0	0			0	3.9	96.1	
Unshifted	0	2307	0		2384	0	0	52		101	0	3077	0		3170	0	0	0			0	0	0	5655
Unshifted	0	100	0		100	0	0	100		100	0	100	0		100	0	0	0			0	0	0	100
Bank 1	0	0	0		0	0	0	0		0	0	0	0		0	0	0			0	0	0	0	
Bank 1	0	0	0		0	0	0	0		0	0	0	0		0	0	0			0	0	0	0	

Start Time	CSAH 11 (Foley Blvd.) Southbound				Park and Ride (South Exit) Westbound				CSAH 11 (Foley Blvd.) Northbound				Eastbound				Int. Total
	Left	Thru	Right	App. Total	Left	Thru	Right	App. Total	Left	Thru	Right	App. Total	Left	Thru	Right	App. Total	
Peak Hour Analysis From 06:00 to 11:45 - Peak 1 of 1																	
Peak Hour for Entire Intersection Begins at 07:00																	
07:00	0	53	0	53	0	0	3	3	0	33	0	33	0	0	0	0	89
07:15	0	70	0	70	0	0	3	3	0	42	0	42	0	0	0	0	115
07:30	0	57	0	57	0	0	3	3	0	31	0	31	0	0	0	0	91
07:45	0	64	0	64	0	0	1	1	0	29	0	29	0	0	0	0	94
Total Volume	0	244	0	244	0	0	10	10	0	135	0	135	0	0	0	0	389
% App. Total	0	100	0	100	0	0	100	100	0	100	0	100	0	0	0	0	100
PHF	.000	.871	.000	.871	.000	.000	.833	.833	.000	.804	.000	.804	.000	.000	.000	.000	.846

Peak Hour Analysis From 12:00 to 21:45 - Peak 1 of 1																	
Peak Hour for Entire Intersection Begins at 16:45																	
16:45	0	41	0	41	0	0	2	2	0	123	0	123	0	0	0	0	166
17:00	0	49	0	49	0	0	0	0	0	118	0	118	0	0	0	0	167
17:15	0	45	0	45	0	0	1	1	0	163	0	163	0	0	0	0	209
17:30	0	65	0	65	0	0	2	2	0	156	0	156	0	0	0	0	223
Total Volume	0	200	0	200	0	0	5	5	0	560	0	560	0	0	0	0	765
% App. Total	0	100	0	100	0	0	100	100	0	100	0	100	0	0	0	0	100
PHF	.000	.769	.000	.769	.000	.000	.625	.625	.000	.859	.000	.859	.000	.000	.000	.000	.858

**ANOKA COUNTY HIGHWAY
PC-WARRANTS
TRAFFIC SIGNAL WARRANT ANALYSIS**

Study Name : TMC1034
Study Date : 06/30/10
Page No. : 1

Signal Warrants - Summary

Major Street Approaches

Northbound: CSAH 11 (Foley Blvd.)

Number of Lanes: 2
Approach Speed: 40
Total Approach Volume: 3,077

Southbound: CSAH 11 (Foley Blvd.)

Number of Lanes: 2
Approach Speed: 40
Total Approach Volume: 2,307

Minor Street Approaches

Westbound: Park and Ride (South Exit)

Number of Lanes: 1

Total Approach Volume: 52

Warrant Summary (Urban values apply.)

- Warrant 1 - Eight Hour Vehicular Volumes** Not Satisfied
 - Warrant 1A - Minimum Vehicular Volume** Not Satisfied
Required volumes reached for 0 hours, 8 are needed
 - Warrant 1B - Interruption of Continuous Traffic** Not Satisfied
Required volumes reached for 0 hours, 8 are needed
 - Warrant 1 A&B - Combination of Warrants** Not Satisfied
Required volumes reached for 0 hours, 8 are needed

- Warrant 2 - Four Hour Volumes** Not Satisfied
Number of hours (0) volumes exceed minimum < minimum required (4).

- Warrant 3 - Peak Hour** Not Satisfied
 - Warrant 3A - Peak Hour Delay** Not Satisfied
Approach volumes on minor street don't exceed minimums for any hour. Delay data not evaluated.
 - Warrant 3B - Peak Hour Volumes** Not Satisfied
Volumes do not exceed minimums for any hour.

- Warrant 4 - Pedestrian Volumes** Not Evaluated

- Warrant 5 - School Crossing** Not Evaluated

- Warrant 6 - Coordinated Signal System** Not Evaluated

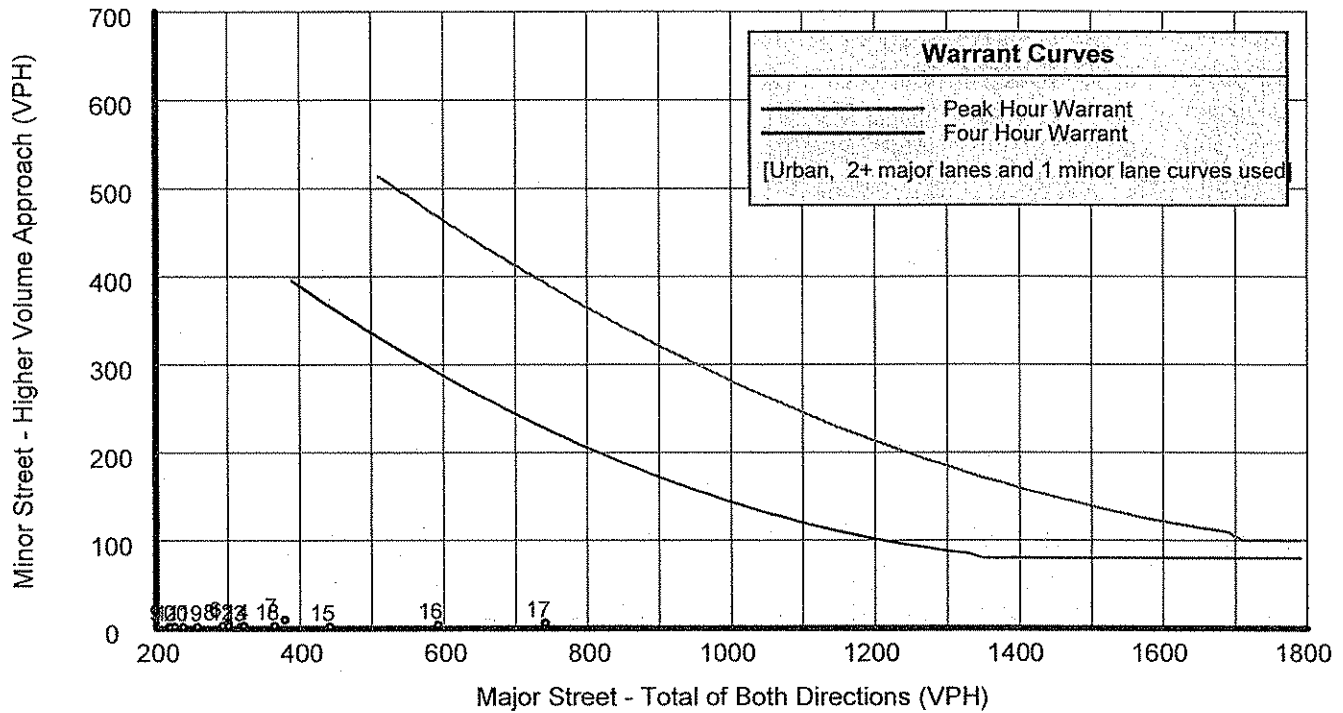
- Warrant 7 - Crash Experience** Not Evaluated

- Warrant 8 - Roadway Network** Not Evaluated

**ANOKA COUNTY HIGHWAY
PC-WARRANTS
TRAFFIC SIGNAL WARRANT ANALYSIS**

Study Name : TMC1034
Study Date : 06/30/10
Page No. : 2

Signal Warrants - Summary



Analysis of 8-Hour Volume Warrants:

Hour Begin	Major Total	Higher Minor		War-1A			War-1B			War-1A&B		
		Vol	Dir	Major Crit	Minor Crit	Meets?	Major Crit	Minor Crit	Meets?	Major Crit	Minor Crit	Meets?
00:00	0	0	EB	600-No	150-No	---	900-No	75-No	---	720-No	120-No	---
01:00	0	0	EB	600-No	150-No	---	900-No	75-No	---	720-No	120-No	---
02:00	0	0	EB	600-No	150-No	---	900-No	75-No	---	720-No	120-No	---
03:00	0	0	EB	600-No	150-No	---	900-No	75-No	---	720-No	120-No	---
04:00	0	0	EB	600-No	150-No	---	900-No	75-No	---	720-No	120-No	---
05:00	0	0	EB	600-No	150-No	---	900-No	75-No	---	720-No	120-No	---
06:00	301	6	WB	600-No	150-No	---	900-No	75-No	---	720-No	120-No	---
07:00	379	10	WB	600-No	150-No	---	900-No	75-No	---	720-No	120-No	---
08:00	293	3	WB	600-No	150-No	---	900-No	75-No	---	720-No	120-No	---
09:00	218	2	WB	600-No	150-No	---	900-No	75-No	---	720-No	120-No	---
10:00	220	2	WB	600-No	150-No	---	900-No	75-No	---	720-No	120-No	---
11:00	226	2	WB	600-No	150-No	---	900-No	75-No	---	720-No	120-No	---
12:00	301	3	WB	600-No	150-No	---	900-No	75-No	---	720-No	120-No	---
13:00	318	2	WB	600-No	150-No	---	900-No	75-No	---	720-No	120-No	---
14:00	322	3	WB	600-No	150-No	---	900-No	75-No	---	720-No	120-No	---
15:00	442	2	WB	600-No	150-No	---	900-No	75-No	---	720-No	120-No	---
16:00	592	4	WB	600-No	150-No	---	900-No	75-No	---	720-No	120-No	---
17:00	741	6	WB	600-Yes	150-No	Major	900-No	75-No	---	720-Yes	120-No	Major
18:00	365	3	WB	600-No	150-No	---	900-No	75-No	---	720-No	120-No	---
19:00	258	2	WB	600-No	150-No	---	900-No	75-No	---	720-No	120-No	---
20:00	238	2	WB	600-No	150-No	---	900-No	75-No	---	720-No	120-No	---
21:00	170	0	EB	600-No	150-No	---	900-No	75-No	---	720-No	120-No	---
22:00	0	0	EB	600-No	150-No	---	900-No	75-No	---	720-No	120-No	---
23:00	0	0	EB	600-No	150-No	---	900-No	75-No	---	720-No	120-No	---

**ANOKA COUNTY HIGHWAY
PC-WARRANTS
TRAFFIC SIGNAL WARRANT ANALYSIS**

Study Name : TMC1034
Study Date : 06/30/10
Page No. : 1

Multi-Way Stop Warrant Report

Major Street Approaches

Northbound: CSAH 11 (Foley Blvd.)

Total Approach Volume: 3,077
Approach Speed: 40

Southbound: CSAH 11 (Foley Blvd.)

Total Approach Volume: 2,307
Approach Speed: 40

Minor Street Approaches

Westbound: Park and Ride (South Exit)

Total Approach Volume: 52

Warrant Summary

Criteria A - Interim Measure Not Evaluated
If traffic signals are justified, stop signs can be installed as an interim measure.

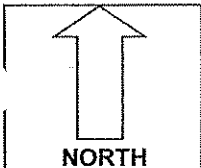
Criteria B - Crash Experience Not Evaluated

Criteria C - Minimum Volumes and Delays Not Satisfied
Delay data not evaluated
Required volumes reached for 0 hours, 8 are needed

Criteria D - 80% of Volumes, Delays, and Crashes Not Evaluated
Delay data not evaluated
Number of crashes (-1) is less than the minimum required (4).
Required volumes reached for 0 hours, 8 are needed

Analysis of 8 Hour Volume Warrants:

Time	Major Total	Minor Total	Crit C			Crit D		
			Major	Minor Crit	Meets?	Major Crit	Minor Crit	Meets?
06:00 - 07:00	301	6	300-Yes	200-No	Major	240-Yes	160-No	Major
06:15 - 07:15	335	8	300-Yes	200-No	Major	240-Yes	160-No	Major
06:30 - 07:30	378	10	300-Yes	200-No	Major	240-Yes	160-No	Major
06:45 - 07:45	372	10	300-Yes	200-No	Major	240-Yes	160-No	Major
07:00 - 08:00	379	10	300-Yes	200-No	Major	240-Yes	160-No	Major
07:15 - 08:15	369	8	300-Yes	200-No	Major	240-Yes	160-No	Major
07:30 - 08:30	321	6	300-Yes	200-No	Major	240-Yes	160-No	Major
07:45 - 08:45	316	4	300-Yes	200-No	Major	240-Yes	160-No	Major
12:00 - 13:00	301	3	300-Yes	200-No	Major	240-Yes	160-No	Major
12:15 - 13:15	317	3	300-Yes	200-No	Major	240-Yes	160-No	Major
12:30 - 13:30	323	3	300-Yes	200-No	Major	240-Yes	160-No	Major
12:45 - 13:45	314	2	300-Yes	200-No	Major	240-Yes	160-No	Major
13:00 - 14:00	318	2	300-Yes	200-No	Major	240-Yes	160-No	Major
13:15 - 14:15	310	2	300-Yes	200-No	Major	240-Yes	160-No	Major
13:30 - 14:30	309	3	300-Yes	200-No	Major	240-Yes	160-No	Major
13:45 - 14:45	315	3	300-Yes	200-No	Major	240-Yes	160-No	Major
14:00 - 15:00	322	3	300-Yes	200-No	Major	240-Yes	160-No	Major
14:15 - 15:15	326	3	300-Yes	200-No	Major	240-Yes	160-No	Major
14:30 - 15:30	367	2	300-Yes	200-No	Major	240-Yes	160-No	Major
14:45 - 15:45	404	1	300-Yes	200-No	Major	240-Yes	160-No	Major
15:00 - 16:00	442	2	300-Yes	200-No	Major	240-Yes	160-No	Major
15:15 - 16:15	482	2	300-Yes	200-No	Major	240-Yes	160-No	Major
15:30 - 16:30	508	1	300-Yes	200-No	Major	240-Yes	160-No	Major
15:45 - 16:45	554	3	300-Yes	200-No	Major	240-Yes	160-No	Major



COUNT LOCATION:

CSAH 11 (Foley Blvd.)

DATE:

07/01/2010

@ Park and Ride (South Exit)

APP. #1 =
APP. #2 = CSAH 11
APP. #3 = Park and Ride
APP. #4 = CSAH 11

APP. #2

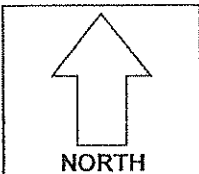
APP. #3

APP. #4

- HEAVY VEHICLE- ANY VEHICLE HAVING MORE THAN FOUR TIRES TOUCHING THE PAVEMENT
- A. TRUCKS- A HEAVY VEHICLE INVOLVED PRIMARILY IN THE TRANSPORT OF GOODS OR IN THE DELIVERY OF A SERVICE.
 - B. RV- A HEAVY VEHICLE OPERATED BY A PRIVATE MOTORIST AND INVOLVED IN THE TRANSPORT OF RECREATIONAL EQUIPMENT OR FACILITIES.
 - C. BUSES- A HEAVY VEHICLE INVOLVED IN THE TRANSPORTATION OF GROUPS OF PEOPLE.

TIME	PEDESTRIANS					HEAVY VEHICLES		
	APP. #1	APP. #2	APP. #3	APP. #4	15 MIN TOT	TRUCKS	RV	BUS
6:00-6:15AM						2		1
6:15-6:30						2		1
6:30-6:45						5		1
6:45-7:00								1
HOURLY TOTAL								13
7:00-7:15						1		3
7:15-7:30						2		4
7:30-7:45								3
7:45-8:00	2				2	3		1
HOURLY TOTAL					2	3		17
8:00-8:15						3		3
8:15-8:30						2		1
8:30-8:45						3		3
8:45-9:00						8		
HOURLY TOTAL								23
9:00-9:15						2		
9:15-9:30			1		1	6		1
9:30-9:45						2		
9:45-10:00						3		
HOURLY TOTAL					1	11		14
10:00-10:15						4		
10:15-10:30						2		1
10:30-10:45						7		
10:45-11:00	1				1	2		
HOURLY TOTAL					1	13		16
11:00-11:15						8		
11:15-11:30	1				1	2		1
11:30-11:45						7		1
11:45-12:00						1		
HOURLY TOTAL					1	16		20
12:00-12:15						7		
12:15-12:30						1		1
12:30-12:45	1				1	4		1
12:45-1:00						1		
HOURLY TOTAL					1	12		15
1:00-1:15						4		
1:15-1:30						2		2
1:30-1:45						3		1
1:45-2:00						4		
HOURLY TOTAL					1	13		16
TOTAL					6		TOTAL	134

1
2
3
4
5
6
7
8
9
10
11
12
13
14
15
16
17
18
19
20
21
22
23
24
25
26
27
28
29
30
31
32



COUNT LOCATION:

CSAH 11 (Foley Blvd.)

DATE:

06/30/2010

@ Park and Ride (South Exit)

APP. #1 =
APP. #2 = CSAH 11
APP. #3 = Park and Ride
APP. #4 = CSAH 11

APP. #2
APP. #3
APP. #4

- HEAVY VEHICLE- ANY VEHICLE HAVING MORE THAN FOUR TIRES TOUCHING THE PAVEMENT
- A. TRUCKS- A HEAVY VEHICLE INVOLVED PRIMARILY IN THE TRANSPORT OF GOODS OR IN THE DELIVERY OF A SERVICE.
 - B. RV- A HEAVY VEHICLE OPERATED BY A PRIVATE MOTORIST AND INVOLVED IN THE TRANSPORT OF RECREATIONAL EQUIPMENT OR FACILITIES.
 - C. BUSES- A HEAVY VEHICLE INVOLVED IN THE TRANSPORTATION OF GROUPS OF PEOPLE.

TIME	PEDESTRIANS					HEAVY VEHICLES		
	APP. #1	APP. #2	APP. #3	APP. #4	15 MIN TOT	TRUCKS	RV	BUS
2:00-2:15PM	1				1	9		
2:15-2:30						2		1
2:30-2:45						6		1
2:45-3:00						4		
HOURLY TOTAL					1	HOURLY TOTAL		23
3:00-3:15	3		1		4	1		
3:15-3:30						3		1
3:30-3:45			1		1	4		
3:45-4:00						2		3
HOURLY TOTAL					5	HOURLY TOTAL		14
4:00-4:15			1		1	1		
4:15-4:30						2		
4:30-4:45			2		2	2		2
4:45-5:00						1		1
HOURLY TOTAL					3	HOURLY TOTAL		9
5:00-5:15			1		1	4		
5:15-5:30	2				2	1		1
5:30-5:45						1		2
5:45-6:00						1		3
HOURLY TOTAL					3	HOURLY TOTAL		13
6:00-6:15						1		2
6:15-6:30						2		
6:30-6:45						1		
6:45-7:00						1		1
HOURLY TOTAL						HOURLY TOTAL		8
7:00-7:15						1		
7:15-7:30						1		1
7:30-7:45								
7:45-8:00						1		1
HOURLY TOTAL						HOURLY TOTAL		5
8:00-8:15								
8:15-8:30								1
8:30-8:45								1
8:45-9:00						1		
HOURLY TOTAL						HOURLY TOTAL		3
9:00-9:15	5				5	1		
9:15-9:30						2		
9:30-9:45						2		
9:45-10:00						1		
HOURLY TOTAL					5	HOURLY TOTAL		6
					TOTAL		TOTAL	215
					23			

1
2
3
4
5
6
7
8
9
10
11
12
13
14
15
16
17
18
19
20
21
22
23
24
25
26
27
28
29
30
31
32