

Date : 04/05/11


Count Number : TMC1101

Location : CSAH 11 (Foley Blvd.)

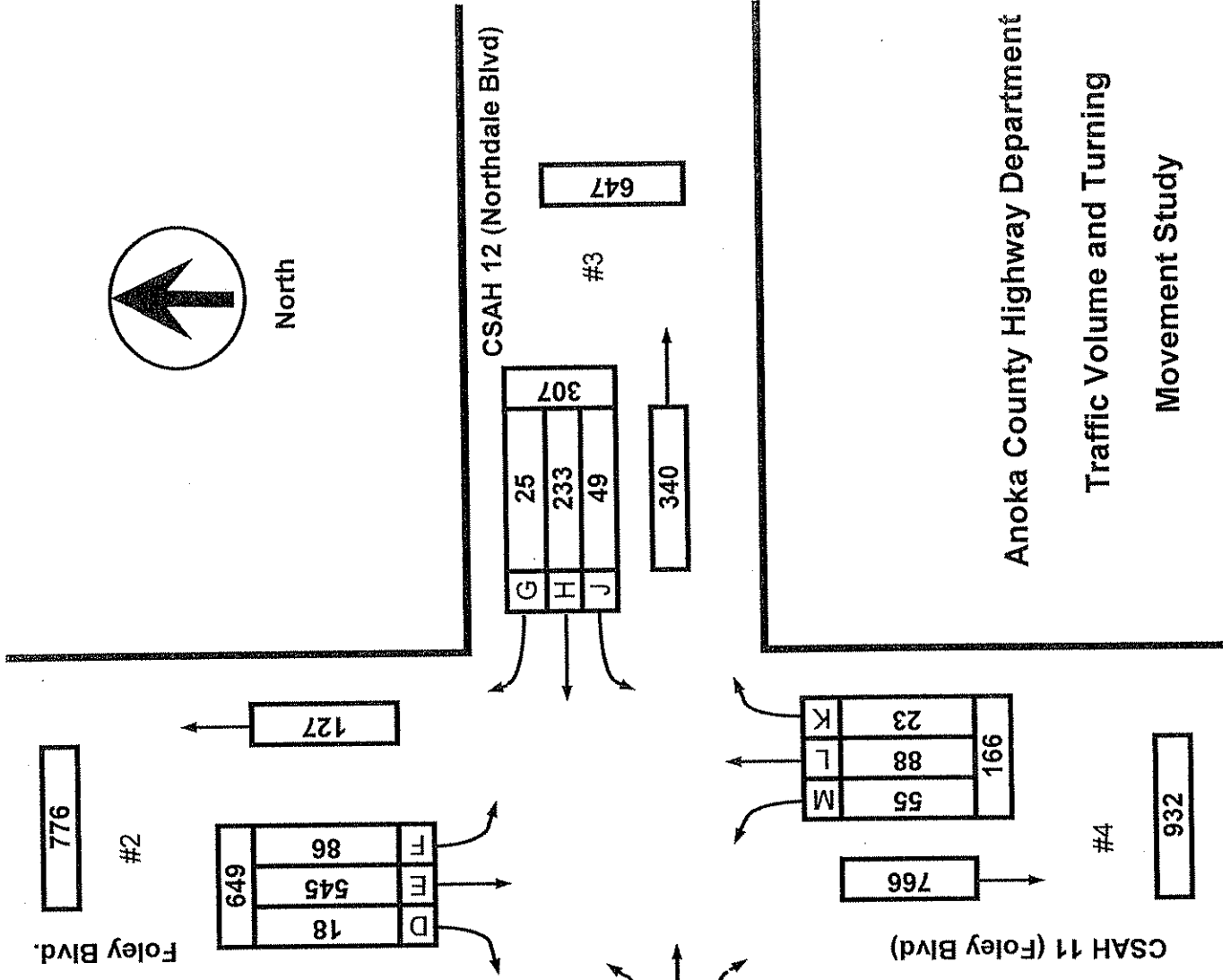
@ CSAH 11/CSAH 12 (Northdale Blvd.)

Collection Period : AM PEAK

Hour : 7:00 AM-8:00 AM



North



776

#2

Foley Blvd.

649	D	18
545	FT	
86	T	

127

CSAH 11 (Northdale Blvd)

723

#1

417	A	172
231	B	
14	C	

306

CSAH 11 (Northdale Blvd)

CSAH 12 (Northdale Blvd)

647

#3

25	G	307
233	H	
49	J	

340

55	M	166
88	L	
23	K	

766

CSAH 11 (Foley Blvd)


#4

932

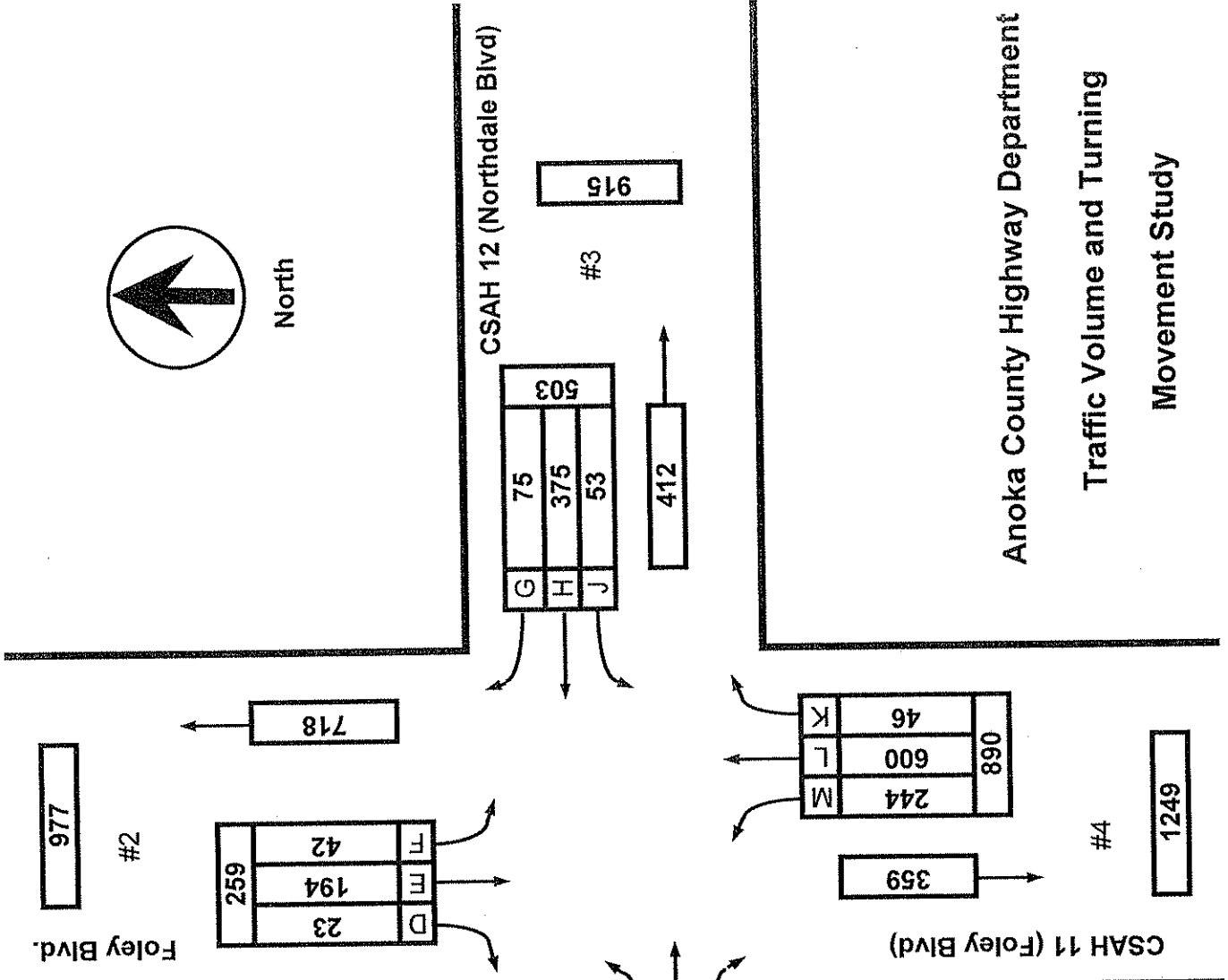
EXISTING LANES OF APPROACH				TOTAL
RIGHT TURN LANE	LEFT TURN LANE	THRU LANES		
#1	0	1	1	2
#2	1	1	1	3
#3	0	1	1	2
#4	0	1	1	2

Anoka County Highway Department  
 Traffic Volume and Turning  
 Movement Study

Date : 03/30/11  
 Count Number : TMC1101  
 Location : CSAH 11 (Foley Blvd.)  
 @ CSAH 11/CSAH 12 (Northdale Blvd.)  
 Collection Period : PM PEAK  
 Hour : 4:30 PM-5:30 PM



North



	EXISTING LANES OF APPROACH			TOTAL
	RIGHT TURN LANE	LEFT TURN LANE	THRU LANES	
#1	0	1	1	2
#2	1	1	1	3
#3	0	1	1	2
#4	0	1	1	2

Anoka County Highway Department  
 Traffic Volume and Turning  
 Movement Study



# Anoka County Highway Department

## Traffic Engineering Section

### Traffic Volume and Turning Movement Study

File Name : TMC1101  
 Site Code : 11010102  
 Start Date : 03/30/2011  
 Page No : 1

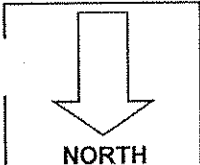
Weather: Cool and Clear  
 Counter: DB-400  
 Counted by: Josie/Terri

#### Groups Printed- Unshifted

Start Time	Foley Blvd. Southbound					CSAH 12 (Northdale Blvd) Westbound					CSAH 11 (Foley Blvd) Northbound					CSAH 11 (Northdale Blvd) Eastbound					Exclu. Total	Inclu. Total	Int. Total
	Left	Thru	Right	Heavys	App. Total	Left	Thru	Right	Heavys	App. Total	Left	Thru	Right	Heavys	App. Total	Left	Thru	Right	Heavys	App. Total			
06:30	9	129	6	1	144	12	30	0	0	42	6	14	2	0	22	2	23	43	2	68	3	276	279
06:45	16	170	6	3	192	9	32	4	5	45	15	13	3	2	31	3	32	59	9	94	19	362	381
Total	25	299	12	4	336	21	62	4	5	87	21	27	5	2	53	5	55	102	11	162	22	638	660
07:00	11	150	0	1	161	14	45	5	3	64	12	32	2	3	46	3	54	43	6	100	13	371	384
07:15	21	136	4	0	161	10	68	7	4	85	9	23	8	1	40	5	46	55	3	106	8	392	400
07:30	23	144	1	3	168	10	60	5	3	75	19	16	6	2	41	3	67	38	7	108	15	392	407
07:45	31	115	13	2	159	15	60	8	0	83	15	17	7	1	39	3	64	36	6	103	9	384	393
Total	86	545	18	6	649	49	233	25	10	307	55	88	23	7	166	14	231	172	22	417	45	1539	1584
08:00	31	97	6	6	134	15	50	7	2	72	16	11	4	1	31	4	55	32	8	91	17	328	345
08:15	26	85	5	2	116	16	50	13	11	79	10	21	6	3	37	3	50	39	12	92	28	324	352
*** BREAK ***																							
Total	57	182	11	8	250	31	100	20	13	151	26	32	10	4	68	7	105	71	20	183	45	652	697
*** BREAK ***																							
16:00	15	33	6	0	54	21	103	30	4	154	46	105	6	2	157	12	78	23	3	113	9	478	487
16:15	17	43	8	1	68	14	91	30	4	135	49	107	11	3	167	5	86	27	0	118	8	488	496
16:30	11	43	6	0	60	7	90	13	2	110	46	131	13	2	190	13	81	43	1	137	5	497	502
16:45	11	53	5	1	69	11	101	29	5	141	69	167	14	0	250	15	82	17	1	114	7	574	581
Total	54	172	25	2	251	53	385	102	15	540	210	510	44	7	764	45	327	110	5	482	29	2037	2066
17:00	15	48	4	2	67	17	96	17	0	130	69	149	9	2	227	8	88	29	1	125	5	549	554
17:15	5	50	8	0	63	18	88	16	2	122	60	153	10	3	223	7	73	23	0	103	5	511	516
17:30	17	47	5	1	69	13	97	20	0	130	53	100	14	1	167	13	64	22	0	99	2	465	467
17:45	20	62	11	0	93	10	91	22	2	123	44	116	10	0	170	8	65	23	1	96	3	482	485
Total	57	207	28	3	292	58	372	75	4	505	226	518	43	6	787	36	290	97	2	423	15	2007	2022
Grand Total	279	1405	94	23	1778	212	1152	226	47	1590	538	1175	125	26	1838	107	1008	552	60	1667	156	6873	7029
Apprch %	15.7	79	5.3			13.3	72.5	14.2			29.3	63.9	6.8			6.4	60.5	33.1			2.2	97.8	
Total %	4.1	20.4	1.4		25.9	3.1	16.8	3.3		23.1	7.8	17.1	1.8		26.7	1.6	14.7	8		24.3			

Start Time	Foley Blvd. Southbound				CSAH 12 (Northdale Blvd) Westbound				CSAH 11 (Foley Blvd) Northbound				CSAH 11 (Northdale Blvd) Eastbound				Int. Total
	Left	Thru	Right	App. Total	Left	Thru	Right	App. Total	Left	Thru	Right	App. Total	Left	Thru	Right	App. Total	
07:00	11	150	0	161	14	45	5	64	12	32	2	46	3	54	43	100	371
07:15	21	136	4	161	10	68	7	85	9	23	8	40	5	46	55	106	392
07:30	23	144	1	168	10	60	5	75	19	16	6	41	3	67	38	108	392
07:45	31	115	13	159	15	60	8	83	15	17	7	39	3	64	36	103	384
Total Volume	86	545	18	649	49	233	25	307	55	88	23	166	14	231	172	417	1539
% App. Total	13.3	84	2.8		16	75.9	8.1		33.1	53	13.9		3.4	55.4	41.2		
PHF	.694	.908	.346	.966	.817	.857	.781	.903	.724	.688	.719	.902	.700	.862	.782	.965	.982

Start Time	Foley Blvd. Southbound				CSAH 12 (Northdale Blvd) Westbound				CSAH 11 (Foley Blvd) Northbound				CSAH 11 (Northdale Blvd) Eastbound				Int. Total
	Left	Thru	Right	App. Total	Left	Thru	Right	App. Total	Left	Thru	Right	App. Total	Left	Thru	Right	App. Total	
16:30	11	43	6	60	7	90	13	110	46	131	13	190	13	81	43	137	497
16:45	11	53	5	69	11	101	29	141	69	167	14	250	15	82	17	114	574
17:00	15	48	4	67	17	96	17	130	69	149	9	227	8	88	29	125	549
17:15	5	50	8	63	18	88	16	122	60	153	10	223	7	73	23	103	511
Total Volume	42	194	23	259	53	375	75	503	244	600	46	890	43	324	112	479	2131
% App. Total	16.2	74.9	8.9		10.5	74.6	14.9		27.4	67.4	5.2		9	67.6	23.4		
PHF	.700	.915	.719	.938	.736	.928	.647	.892	.884	.898	.821	.890	.717	.920	.651	.874	.928



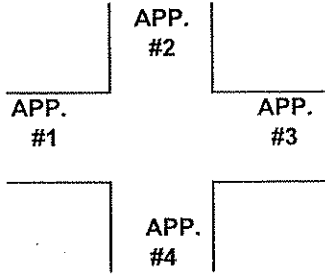
COUNT LOCATION:

CSAH 11 (Foley Blvd.) @  
CSAH 11/CSAH 12 (Northdale Blvd.)

DATE:

03/30/2011

APP. #1 = CSAH 11
APP. #2 = Foley Blvd
APP. #3 = CSAH 12
APP. #4 = CSAH 11



- HEAVY VEHICLE- ANY VEHICLE HAVING MORE THAN FOUR TIRES TOUCHING THE PAVEMENT
- A. TRUCKS- A HEAVY VEHICLE INVOLVED PRIMARILY IN THE TRANSPORT OF GOODS OR IN THE DELIVERY OF A SERVICE.
  - B. RV- A HEAVY VEHICLE OPERATED BY A PRIVATE MOTORIST AND INVOLVED IN THE TRANSPORT OF RECREATIONAL EQUIPMENT OR FACILITIES.
  - C. BUSES- A HEAVY VEHICLE INVOLVED IN THE TRANSPORTATION OF GROUPS OF PEOPLE.

TIME	PEDESTRIANS					HEAVY VEHICLES		
	APP. #1	APP. #2	APP. #3	APP. #4	15 MIN TOT	TRUCKS	RV	BUS
6:30-6:45								2
6:45-7:00						9		10
<b>HOURLY TOTAL</b>						<b>HOURLY TOTAL</b>		<b>21</b>
7:00-7:15						5		7
7:15-7:30						3		6
7:30-7:45				2	2	5		9
7:45-8:00				1	1	7		2
<b>HOURLY TOTAL</b>					<b>3</b>	<b>HOURLY TOTAL</b>		<b>44</b>
8:00-8:15				2	2	5		12
8:15-8:30				3	3	11		16
<b>HOURLY TOTAL</b>					<b>5</b>	<b>HOURLY TOTAL</b>		<b>44</b>
				<b>TOTAL</b>	<b>8</b>		<b>TOTAL</b>	<b>109</b>

TIME	PEDESTRIANS					HEAVY VEHICLES		
	APP. #1	APP. #2	APP. #3	APP. #4	15 MIN TOT	TRUCKS	RV	BUS
4:00-4:15						4		5
4:15-4:30			3		3	5		3
4:30-4:45			4		4	3		2
4:45-5:00								7
<b>HOURLY TOTAL</b>					<b>7</b>	<b>HOURLY TOTAL</b>		<b>29</b>
5:00-5:15			4		4			5
5:15-5:30						3		2
5:30-5:45								2
5:45-6:00						1		2
<b>HOURLY TOTAL</b>					<b>4</b>	<b>HOURLY TOTAL</b>		<b>15</b>
				<b>TOTAL</b>	<b>11</b>		<b>TOTAL</b>	<b>44</b>