

Date : 06/08/11

Count Number : TMC1110

Location : CSAH 51 (University Ave.)

@ 121st Ave.

Collection Period : 6:00AM - 10:00PM


8579

#2

CSAH 51

3995	F	295
3349	E	351
351	D	

4584



North

121st Ave.

256	G
225	H
365	J
846	

#3

2689

#1

1170	C	298
659	B	213
1519	A	1170

121st Ave.

1519	
------	--

#1

1743

897

	EXISTING LANES OF APPROACH			TOTAL
	RIGHT TURN LANE	LEFT TURN LANE	THRU LANES	
#1	1	0	1	2
#2	1	1	1	3
#3	1	0	1	2
#4	1	1	1	3

943	M
4030	L
389	K
5362	

4373

CSAH 51

#4


9735

Anoka County Highway Department

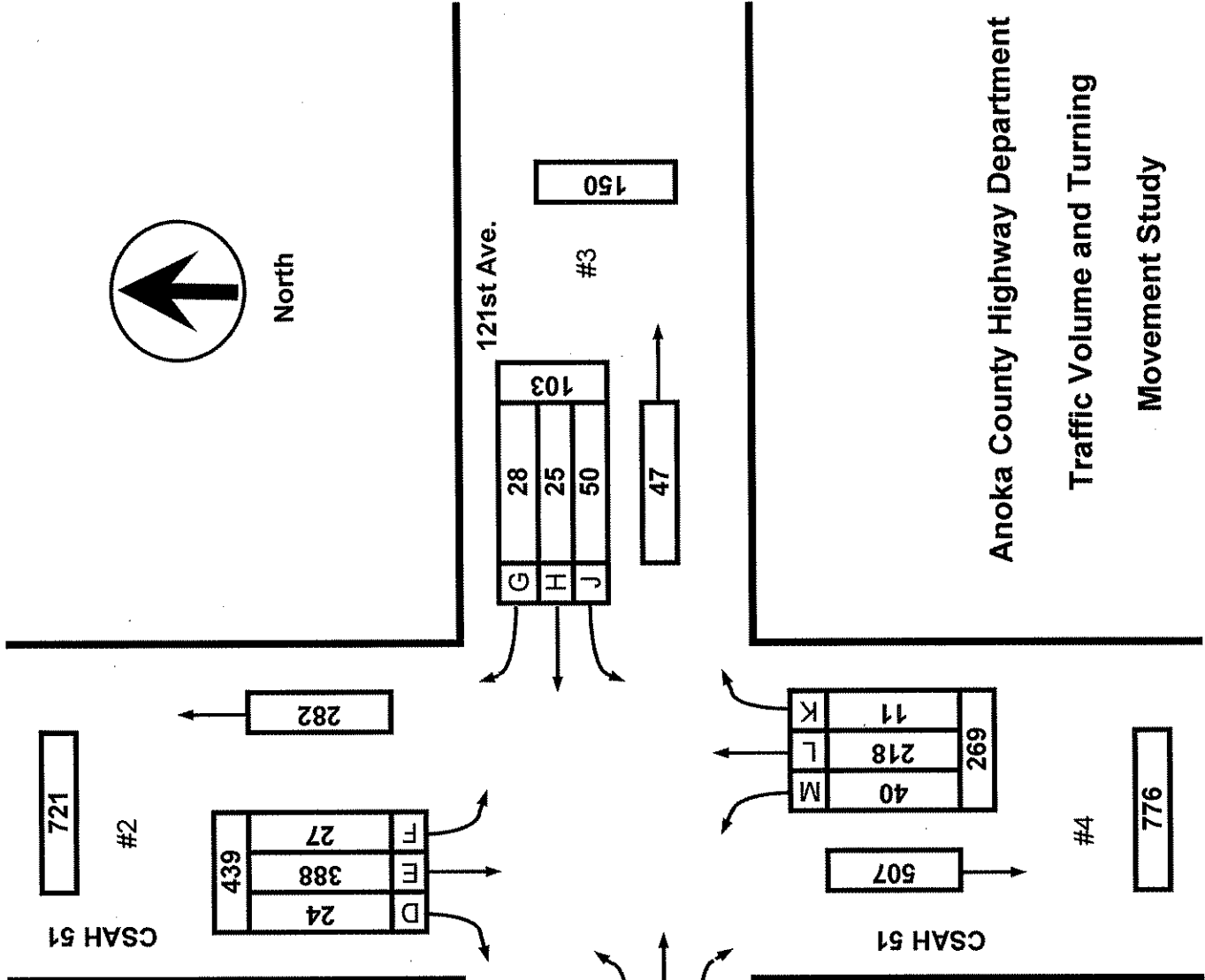
Traffic Volume and Turning

Movement Study

Date : 06/09/11
 Count Number : TMC1110
 Location : CSAH 51 (University Ave.)
@ 121st Ave.
 Collection Period : AM PEAK
 Hour : 7:15 AM - 8:15 AM



North



	EXISTING LANES OF APPROACH			TOTAL
	RIGHT TURN LANE	LEFT TURN LANE	THRU LANES	
#1	1	0	1	2
#2	1	1	1	3
#3	1	0	1	2
#4	1	1	1	3

Anoka County Highway Department
 Traffic Volume and Turning
 Movement Study

Date : 06/08/11

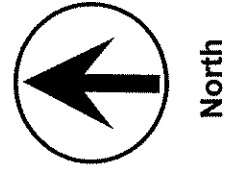
Count Number : TMC1110

Location : CSAH 51 (University Ave.)

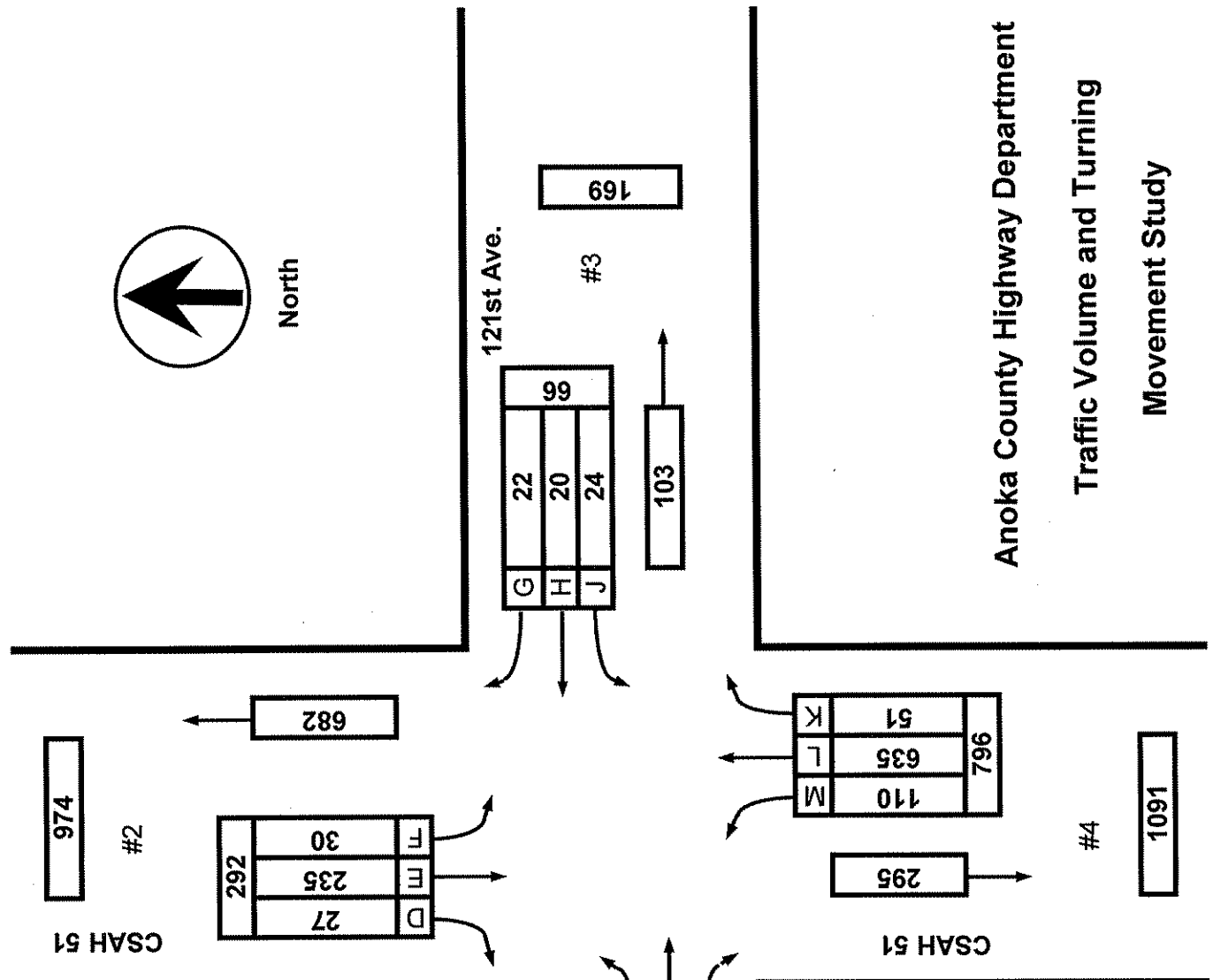
@ 121st Ave.

Collection Period : PM PEAK

Hour : 4:45 PM - 5:45 PM



North



EXISTING LANES OF APPROACH				TOTAL
	RIGHT TURN LANE	LEFT TURN LANE	THRU LANES	
#1	1	0	1	2
#2	1	1	1	3
#3	1	0	1	2
#4	1	1	1	3

Anoka County Highway Department

Traffic Volume and Turning

Movement Study



Anoka County Highway Department

Traffic Engineering Section

Traffic Volume and Turning Movement Study

File Name : tmc1110
 Site Code : 11100202
 Start Date : 06/08/2011
 Page No : 1

Weather: Warm and Sunny
 Counter: DB-400
 study conducted by: Paige/Rachel

Groups Printed- Unshifted

Start Time	CSAH 51 Southbound					121st Ave. Westbound					CSAH 51 Northbound					121st Ave. Eastbound					Excl. Total	Incl. Total	Int. Total	
	Left	Thru	Right	Heavys	App. Total	Left	Thru	Right	Heavys	App. Total	Left	Thru	Right	Heavys	App. Total	Left	Thru	Right	Heavys	App. Total				
06:00	2	41	0	0	43	9	3	1	0	13	3	18	0	1	21	3	1	8	0	12	1	89	90	
06:15	3	60	0	0	63	6	3	1	0	10	0	19	1	0	20	0	2	3	1	5	1	98	99	
06:30	3	96	1	3	100	13	4	3	0	20	5	21	1	1	27	3	2	7	0	12	4	159	163	
06:45	4	81	5	5	90	12	4	5	0	21	13	32	0	1	45	5	1	15	1	21	7	177	184	
Total	12	278	6	8	296	40	14	10	0	64	21	90	2	3	113	11	6	33	2	50	13	523	536	
07:00	0	60	2	3	62	7	1	2	0	10	5	63	3	5	71	7	1	11	3	19	11	162	173	
07:15	9	96	4	12	109	17	6	11	3	34	7	88	1	8	96	17	2	25	4	44	27	283	310	
07:30	5	110	7	5	122	6	6	9	0	21	17	76	3	3	96	12	2	14	1	28	9	267	276	
07:45	6	91	8	0	105	15	11	7	2	33	9	30	2	3	41	3	2	15	0	20	5	199	204	
Total	20	357	21	20	398	45	24	29	5	98	38	257	9	19	304	39	7	65	8	111	52	911	963	
08:00	7	91	5	6	103	12	2	1	0	15	7	24	5	1	36	4	3	15	2	22	9	176	185	
08:15	2	63	0	1	65	20	2	4	0	26	11	41	7	6	59	3	1	19	3	23	10	173	183	
08:30	1	56	4	0	61	16	4	2	1	22	8	34	2	6	44	6	2	21	2	29	9	156	165	
08:45	2	51	1	2	54	7	3	2	1	12	4	43	5	1	52	2	1	15	1	18	5	136	141	
Total	12	261	10	9	283	55	11	9	2	75	30	142	19	14	191	15	7	70	8	92	33	641	674	
09:00	3	44	4	2	51	11	1	6	2	18	11	27	4	3	42	4	0	11	0	15	7	126	133	
09:15	6	39	4	1	49	5	3	3	0	11	11	38	4	8	53	0	2	8	0	10	9	123	132	
09:30	5	34	3	1	42	4	3	2	0	9	4	28	2	2	34	0	1	6	0	7	3	92	95	
09:45	1	44	4	1	49	3	3	2	0	8	17	60	3	1	80	6	2	8	0	16	2	153	155	
Total	15	161	15	5	191	23	10	13	2	46	43	153	13	14	209	10	5	33	0	48	21	494	515	
10:00	1	41	2	7	44	5	5	6	0	16	12	75	5	2	92	7	2	8	0	17	9	169	178	
10:15	9	105	14	0	128	3	2	4	0	9	9	75	3	0	87	10	1	9	0	20	0	244	244	
10:30	9	112	9	1	130	3	1	3	0	7	10	61	6	1	77	4	5	13	1	22	3	236	239	
10:45	4	82	5	2	91	5	3	3	0	11	5	51	5	1	61	3	1	11	0	15	3	178	181	
Total	23	340	30	10	393	16	11	16	0	43	36	262	19	4	317	24	9	41	1	74	15	827	842	
11:00	2	48	5	1	55	3	1	4	0	8	3	38	3	1	44	3	1	4	0	8	2	115	117	
11:15	6	42	7	1	55	7	2	5	0	14	9	34	3	2	46	3	0	9	0	12	3	127	130	
11:30	2	44	5	2	51	6	4	3	0	13	10	35	1	1	46	6	0	11	2	17	5	127	132	
11:45	3	49	4	1	56	5	5	4	4	14	19	40	3	2	62	6	4	11	0	21	7	153	160	
Total	13	183	21	5	217	21	12	16	4	49	41	147	10	6	198	18	5	35	2	58	17	522	539	
12:00	2	40	7	1	49	4	4	1	1	9	12	35	4	1	51	3	1	10	1	14	4	123	127	
12:15	1	33	6	0	40	4	0	1	1	5	13	42	1	0	56	3	6	14	1	23	2	124	126	
12:30	4	48	6	4	58	3	5	5	0	13	14	36	1	1	51	1	4	9	1	14	6	136	142	
12:45	6	34	5	0	45	1	2	3	0	6	17	39	4	3	60	2	5	12	0	19	3	130	133	
Total	13	155	24	5	192	12	11	10	2	33	56	152	10	5	218	9	16	45	3	70	15	513	528	
13:00	5	40	3	0	48	6	3	8	0	17	22	58	11	2	91	4	3	12	1	19	3	175	178	
13:15	4	37	9	1	50	4	3	2	1	9	18	32	4	0	54	5	2	14	0	21	2	134	136	
13:30	0	48	8	0	56	8	1	5	0	14	14	45	2	1	61	5	0	9	0	14	1	145	146	
13:45	2	37	2	2	41	2	4	3	0	9	9	11	44	3	2	58	3	1	10	1	14	5	122	127
Total	11	162	22	3	195	20	11	18	1	49	65	179	20	5	264	17	6	45	2	68	11	576	587	
14:00	6	32	2	0	40	4	2	5	1	11	9	43	2	4	54	3	2	14	2	19	7	124	131	
14:15	1	57	6	2	64	2	2	0	0	4	16	61	4	8	81	2	3	8	2	13	12	162	174	
14:30	5	81	5	26	91	2	3	2	1	7	12	43	6	6	61	8	2	15	2	25	35	184	219	
14:45	3	47	2	4	52	6	2	5	0	13	13	72	3	4	88	7	3	15	5	25	13	178	191	
Total	15	217	15	32	247	14	9	12	2	35	50	219	15	22	284	20	10	52	11	82	67	648	715	
15:00	12	55	8	6	75	3	0	6	0	9	22	80	1	2	103	3	1	7	0	11	8	198	206	
15:15	3	47	9	6	59	6	1	6	2	13	10	112	9	6	131	2	5	13	2	20	16	223	239	
15:30	1	62	5	4	68	6	4	3	1	13	21	85	5	6	111	3	2	4	2	9	13	201	214	
15:45	2	43	4	2	49	3	1	6	0	10	23	94	7	2	124	3	9	9	2	21	6	204	210	
Total	18	207	26	18	251	18	6	21	3	45	76	371	22	16	469	11	17	33	6	61	43	826	869	
16:00	4	47	7	2	58	1	10	6	1	17	41	143	11	6	195	3	9	8	0	20	9	290	299	
16:15	2	48	7	2	57	0	7	3	2	10	13	125	14	0	152	10	6	9	1	25	5	244	249	
16:30	7	53	6	0	66	7	5	2	0	14	23	130	17	2	170	7	5	12	0	24	2	274	276	
16:45	5	59	6	2	70	11	3	4	0	18	30	158	16	0	204	5	1	6	0	12	2	304	306	
Total	18	207	26	6	251	19	25	15	3	59	107	556	58	8	721	25	21	35	1	81	18	1112	1130	
17:00	5	49	5	0	59	7	7	9	1	23	27	179	12	2	218	7	7	8	0	22	3	322	325	
17:15	12	70	7	0	89	5	3	4	1	12	24	156	12	1	192	3	11	11	0	25	2	318	320	
17:30	8	57	9	0	74	1	7	5	0	13	29	142	11	2	182	10	3	11	0	24	2	293	295	
17:45	3	51	10	0	64	3	6	2	0	11	22	128	11	2	161	13	13	12	0	38	2	274	276	
Total	28	227	31	0	286	16	23	20	2	59	102	605	46	7	753	33	34	42	0	109	9	1207	1216	



Anoka County Highway Department

Traffic Engineering Section

Traffic Volume and Turning Movement Study

File Name : tmc1110
 Site Code : 11100202
 Start Date : 06/08/2011
 Page No : 2

Weather: Warm and Sunny
 Counter: DB-400
 study conducted by: Paige/Rachel

Groups Printed- Unshifted

Start Time	CSAH 51 Southbound					121st Ave. Westbound					CSAH 51 Northbound					121st Ave. Eastbound					Exclu. Total	Inclu. Total	Int. Total
	Left	Thru	Right	Heavys	App. Total	Left	Thru	Right	Heavys	App. Total	Left	Thru	Right	Heavys	App. Total	Left	Thru	Right	Heavys	App. Total			
18:00	7	51	7	0	65	3	6	8	0	17	23	105	20	3	148	9	6	12	1	27	4	257	261
18:15	10	49	8	0	67	2	2	3	0	7	13	93	11	3	117	8	2	4	0	14	3	205	208
18:30	7	42	4	0	53	5	6	4	0	15	13	85	12	1	110	2	8	7	0	17	1	195	196
18:45	5	45	5	0	55	9	9	6	0	24	28	70	8	0	106	7	8	14	0	29	0	214	214
Total	29	187	24	0	240	19	23	21	0	63	77	353	51	7	481	26	24	37	1	87	8	871	879
19:00	5	43	7	0	55	8	5	4	0	17	22	64	14	1	100	5	2	11	0	18	1	190	191
19:15	6	30	2	0	38	5	2	2	0	9	23	47	6	0	76	3	8	8	0	19	0	142	142
19:30	4	38	10	0	52	3	2	4	0	9	16	52	11	0	79	4	2	12	0	18	0	158	158
19:45	3	29	12	0	44	8	4	4	0	16	15	47	6	1	68	3	0	8	0	11	1	139	140
Total	18	140	31	0	189	24	13	14	0	51	76	210	37	2	323	15	12	39	0	66	2	629	631
20:00	5	39	6	1	50	0	3	10	0	13	21	54	6	0	81	5	7	8	0	20	1	164	165
20:15	1	43	6	0	50	3	4	1	0	8	13	64	5	0	82	3	4	5	0	12	0	152	152
20:30	9	42	6	0	57	3	2	2	0	7	18	47	8	0	73	3	5	8	0	16	0	153	153
20:45	11	30	11	0	52	6	2	0	0	8	15	47	5	0	67	4	8	4	0	16	0	143	143
Total	26	154	29	1	209	12	11	13	0	36	67	212	24	0	303	15	24	25	0	64	1	612	613
21:00	10	43	8	0	61	2	1	3	0	6	14	34	8	0	56	7	4	14	0	25	0	148	148
21:15	5	31	4	0	40	3	5	4	0	12	15	25	9	0	49	1	2	9	0	12	0	113	113
21:30	8	22	2	1	32	5	3	9	0	17	14	26	4	0	44	0	3	3	0	6	1	99	100
21:45	1	17	6	0	24	1	2	3	0	6	15	37	13	0	65	2	1	3	0	6	0	101	101
Total	24	113	20	1	157	11	11	19	0	41	58	122	34	0	214	10	10	29	0	49	1	461	462
Grand Total	295	3349	351	123	3995	365	225	256	26	846	943	4030	389	132	5362	298	213	659	45	1170	326	11373	11699
Approch %	7.4	83.8	8.8			43.1	26.6	30.3			17.6	75.2	7.3			25.5	18.2	56.3					
Total %	2.6	29.4	3.1		35.1	3.2	2	2.3		7.4	8.3	35.4	3.4		47.1	2.6	1.9	5.8		10.3	2.8	97.2	

Start Time	CSAH 51 Southbound				121st Ave. Westbound				CSAH 51 Northbound				121st Ave. Eastbound				Int. Total
	Left	Thru	Right	App. Total	Left	Thru	Right	App. Total	Left	Thru	Right	App. Total	Left	Thru	Right	App. Total	
Peak Hour Analysis From 06:00 to 11:45 - Peak 1 of 1																	
Peak Hour for Entire Intersection Begins at 07:15																	
07:15	9	96	4	109	17	6	11	34	7	88	1	96	17	2	25	44	283
07:30	5	110	7	122	6	6	9	21	17	76	3	96	12	2	14	28	267
07:45	6	91	8	105	15	11	7	33	9	30	2	41	3	2	15	20	199
08:00	7	91	5	103	12	2	1	15	7	24	5	36	4	3	15	22	176
Total Volume	27	388	24	439	50	25	28	103	40	218	11	269	36	9	69	114	925
% App. Total	6.2	88.4	5.5		48.5	24.3	27.2		14.9	81	4.1		31.6	7.9	60.5		
PHF	.750	.882	.750	.900	.735	.568	.636	.757	.588	.619	.550	.701	.529	.750	.690	.648	.817

Peak Hour Analysis From 12:00 to 21:45 - Peak 1 of 1																	
Peak Hour for Entire Intersection Begins at 16:45																	
16:45	5	59	6	70	11	3	4	18	30	158	16	204	5	1	6	12	304
17:00	5	49	5	59	7	7	9	23	27	179	12	218	7	7	8	22	322
17:15	12	70	7	89	5	3	4	12	24	156	12	192	3	11	11	25	318
17:30	8	57	9	74	1	7	5	13	29	142	11	182	10	3	11	24	293
Total Volume	30	235	27	292	24	20	22	66	110	635	51	796	25	22	36	83	1237
% App. Total	10.3	80.5	9.2		36.4	30.3	33.3		13.8	79.8	6.4		30.1	26.5	43.4		
PHF	.625	.839	.750	.820	.545	.714	.611	.717	.917	.887	.797	.913	.625	.500	.818	.830	.960



Anoka County Highway
PC-WARRANTS
 Traffic Signal Warrant Analysis

Study Name : TMC1110
 Study Date : 06/14/11
 Page No. : 1

Signal Warrants - Summary

Major Street Approaches

Northbound: CSAH 51
 Number of Lanes: 2
 Approach Speed: 50
 Total Approach Volume: 5,362

Southbound: CSAH 51
 Number of Lanes: 2
 Approach Speed: 50
 Total Approach Volume: 3,995

Minor Street Approaches

Eastbound: 121st Ave.
 Number of Lanes: 2
 Total Approach Volume: 1,170

Westbound: 121st Ave.
 Number of Lanes: 2
 Total Approach Volume: 846

Warrant Summary (Rural values apply.)

- Warrant 1 - Eight Hour Vehicular Volumes** **Not Satisfied**
 - Warrant 1A - Minimum Vehicular Volume** **Not Satisfied**
 Required volumes reached for 0 hours, 8 are needed
 - Warrant 1B - Interruption of Continuous Traffic** **Not Satisfied**
 Required volumes reached for 5 hours, 8 are needed
 - Warrant 1 A&B - Combination of Warrants** **Not Satisfied**
 Required volumes reached for 0 hours, 8 are needed

- Warrant 2 - Four Hour Volumes** **Not Satisfied**
 Number of hours (2) volumes exceed minimum < minimum required (4).

- Warrant 3 - Peak Hour** **Not Satisfied**
 - Warrant 3A - Peak Hour Delay** **Not Satisfied**
 Approach volumes on minor street don't exceed minimums for any hour. Delay data not evaluated.
 - Warrant 3B - Peak Hour Volumes** **Not Satisfied**
 Volumes do not exceed minimums for any hour.

- Warrant 4 - Pedestrian Volumes** **Not Evaluated**

- Warrant 5 - School Crossing** **Not Evaluated**

- Warrant 6 - Coordinated Signal System** **Not Evaluated**

- Warrant 7 - Crash Experience** **Not Evaluated**

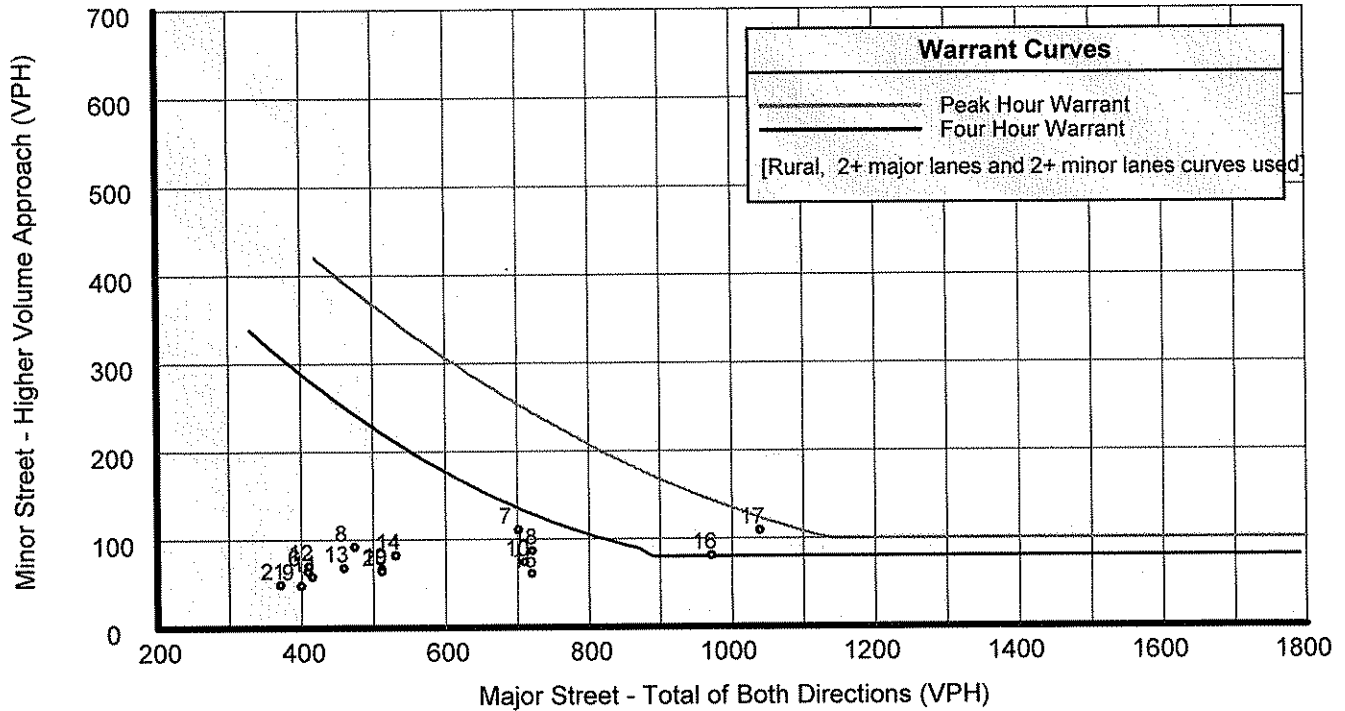
- Warrant 8 - Roadway Network** **Not Evaluated**



Anoka County Highway PC-WARRANTS Traffic Signal Warrant Analysis

Study Name : TMC1110
Study Date : 06/14/11
Page No. : 2

Signal Warrants - Summary



Analysis of 8-Hour Volume Warrants:

Hour Begin	Major Total	Higher Minor Vol	Dir	War-1A			War-1B			War-1A&B		
				Major Crit	Minor Crit	Meets?	Major Crit	Minor Crit	Meets?	Major Crit	Minor Crit	Meets?
00:00	0	0	EB	420-No	140-No	---	630-No	70-No	---	504-No	112-No	---
01:00	0	0	EB	420-No	140-No	---	630-No	70-No	---	504-No	112-No	---
02:00	0	0	EB	420-No	140-No	---	630-No	70-No	---	504-No	112-No	---
03:00	0	0	EB	420-No	140-No	---	630-No	70-No	---	504-No	112-No	---
04:00	0	0	EB	420-No	140-No	---	630-No	70-No	---	504-No	112-No	---
05:00	0	0	EB	420-No	140-No	---	630-No	70-No	---	504-No	112-No	---
06:00	409	64	WB	420-No	140-No	---	630-No	70-No	---	504-No	112-No	---
07:00	702	111	EB	420-Yes	140-No	Major	630-Yes	70-Yes	Both	504-Yes	112-No	Major
08:00	474	92	EB	420-Yes	140-No	Major	630-No	70-Yes	Minor	504-No	112-No	---
09:00	400	48	EB	420-No	140-No	---	630-No	70-No	---	504-No	112-No	---
10:00	710	74	EB	420-Yes	140-No	Major	630-Yes	70-Yes	Both	504-Yes	112-No	Major
11:00	415	58	EB	420-No	140-No	---	630-No	70-No	---	504-No	112-No	---
12:00	410	70	EB	420-No	140-No	---	630-No	70-Yes	Minor	504-No	112-No	---
13:00	459	68	EB	420-Yes	140-No	Major	630-No	70-No	---	504-No	112-No	---
14:00	531	82	EB	420-Yes	140-No	Major	630-No	70-Yes	Minor	504-Yes	112-No	Major
15:00	720	61	EB	420-Yes	140-No	Major	630-Yes	70-No	Major	504-Yes	112-No	Major
16:00	972	81	EB	420-Yes	140-No	Major	630-Yes	70-Yes	Both	504-Yes	112-No	Major
17:00	1,039	109	EB	420-Yes	140-No	Major	630-Yes	70-Yes	Both	504-Yes	112-No	Major
18:00	721	87	EB	420-Yes	140-No	Major	630-Yes	70-Yes	Both	504-Yes	112-No	Major
19:00	512	66	EB	420-Yes	140-No	Major	630-No	70-No	---	504-Yes	112-No	Major
20:00	512	64	EB	420-Yes	140-No	Major	630-No	70-No	---	504-Yes	112-No	Major
21:00	371	49	EB	420-No	140-No	---	630-No	70-No	---	504-No	112-No	---
22:00	0	0	EB	420-No	140-No	---	630-No	70-No	---	504-No	112-No	---
23:00	0	0	EB	420-No	140-No	---	630-No	70-No	---	504-No	112-No	---



Anoka County Highway PC-WARRANTS Traffic Signal Warrant Analysis

Study Name : TMC1110
Study Date : 06/14/11
Page No. : 1

Multi-Way Stop Warrant Report

Major Street Approaches

Northbound: CSAH 51
Total Approach Volume: 5,362
Approach Speed: 50

Southbound: CSAH 51
Total Approach Volume: 3,995
Approach Speed: 50

Minor Street Approaches

Eastbound: 121st Ave.
Total Approach Volume: 1,170

Westbound: 121st Ave.
Total Approach Volume: 846

Warrant Summary

Criteria A - Interim Measure Not Evaluated
If traffic signals are justified, stop signs can be installed as an interim measure.

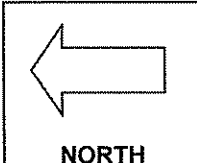
Criteria B - Crash Experience Not Evaluated

Criteria C - Minimum Volumes and Delays Not Satisfied
Delay data not evaluated
Required volumes reached for 6 hours, 8 are needed

Criteria D - 80% of Volumes, Delays, and Crashes Not Evaluated
Delay data not evaluated
Number of crashes (-1) is less than the minimum required (4).
Required volumes reached for 0 hours, 8 are needed

Analysis of 8 Hour Volume Warrants:

Time	Major Total	Minor Total	Crit C			Crit D		
			Major	Minor Crit	Meets?	Major Crit	Minor Crit	Meets?
06:30 - 07:30	600	181	210-Yes	140-Yes	Both	240-Yes	160-Yes	Both
07:30 - 08:30	627	188	210-Yes	140-Yes	Both	240-Yes	160-Yes	Both
15:45 - 16:45	871	141	210-Yes	140-Yes	Both	240-Yes	160-No	Major
16:45 - 17:45	1,088	149	210-Yes	140-Yes	Both	240-Yes	160-No	Major
17:45 - 18:45	785	146	210-Yes	140-Yes	Both	240-Yes	160-No	Major
18:45 - 19:45	561	143	210-Yes	140-Yes	Both	240-Yes	160-No	Major
05:45 - 06:45	274	72	210-Yes	140-No	Major	240-Yes	160-No	Major
06:00 - 07:00	409	114	210-Yes	140-No	Major	240-Yes	160-No	Major
06:15 - 07:15	478	118	210-Yes	140-No	Major	240-Yes	160-No	Major
08:30 - 09:30	406	135	210-Yes	140-No	Major	240-Yes	160-No	Major
08:45 - 09:45	377	100	210-Yes	140-No	Major	240-Yes	160-No	Major
09:00 - 10:00	400	94	210-Yes	140-No	Major	240-Yes	160-No	Major
09:15 - 10:15	443	94	210-Yes	140-No	Major	240-Yes	160-No	Major
09:30 - 10:30	556	102	210-Yes	140-No	Major	240-Yes	160-No	Major
09:45 - 10:45	687	115	210-Yes	140-No	Major	240-Yes	160-No	Major
10:00 - 11:00	710	117	210-Yes	140-No	Major	240-Yes	160-No	Major
10:15 - 11:15	673	100	210-Yes	140-No	Major	240-Yes	160-No	Major
10:30 - 11:30	559	97	210-Yes	140-No	Major	240-Yes	160-No	Major
10:45 - 11:45	449	98	210-Yes	140-No	Major	240-Yes	160-No	Major
11:00 - 12:00	415	107	210-Yes	140-No	Major	240-Yes	160-No	Major
11:15 - 12:15	416	114	210-Yes	140-No	Major	240-Yes	160-No	Major
11:30 - 12:30	411	116	210-Yes	140-No	Major	240-Yes	160-No	Major
11:45 - 12:45	423	113	210-Yes	140-No	Major	240-Yes	160-No	Major
12:00 - 13:00	410	103	210-Yes	140-No	Major	240-Yes	160-No	Major



COUNT LOCATION:

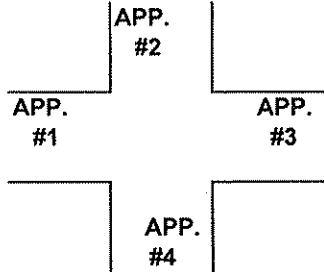
CSAH 51 (University Ave.) @

DATE:

06/09/2011

121st Ave.

NORTH
APP. #1 = CSAH 51
APP. #2 = 121st Ave.
APP. #3 = CSAH 51
APP. #4 = 121st Ave.



HEAVY VEHICLE- ANY VEHICLE HAVING MORE THAN FOUR TIRES TOUCHING THE PAVEMENT

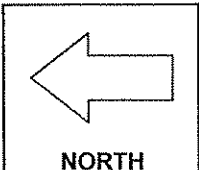
A. TRUCKS- A HEAVY VEHICLE INVOLVED PRIMARILY IN THE TRANSPORT OF GOODS OR IN THE DELIVERY OF A SERVICE.

B. RV- A HEAVY VEHICLE OPERATED BY A PRIVATE MOTORIST AND INVOLVED IN THE TRANSPORT OF RECREATIONAL EQUIPMENT OR FACILITIES.

C. BUSES- A HEAVY VEHICLE INVOLVED IN THE TRANSPORTATION OF GROUPS OF PEOPLE.

TIME	PEDESTRIANS					HEAVY VEHICLES		
	APP. #1	APP. #2	APP. #3	APP. #4	15 MIN TOT	TRUCKS	RV	BUS
6:00-6:15AM			1		1			1
6:15-6:30		2	1		3			1
6:30-6:45						1		1
6:45-7:00	2	2	2	3	9			8
HOURLY TOTAL					13	HOURLY TOTAL		12
7:00-7:15				2	2			9
7:15-7:30		1	1	1	3			26
7:30-7:45	1		2		3	1		7
7:45-8:00				1	1	3		2
HOURLY TOTAL					9	HOURLY TOTAL		48
8:00-8:15				1	1	2		7
8:15-8:30								10
8:30-8:45						2		7
8:45-9:00						2		2
HOURLY TOTAL					1	HOURLY TOTAL		32
9:00-9:15						3		4
9:15-9:30						3		6
9:30-9:45						2		1
9:45-10:00		1	1		2	2		
HOURLY TOTAL					2	HOURLY TOTAL		21
10:00-10:15						2		7
10:15-10:30	2	2		9	13			
10:30-10:45	2	5		31	38	3		
10:45-11:00	3	6	2	10	21	4		
HOURLY TOTAL					72	HOURLY TOTAL		16
11:00-11:15						2		
11:15-11:30	2	1		1	4	3		
11:30-11:45		2	5	1	8	4		
11:45-12:00						6		1
HOURLY TOTAL					12	HOURLY TOTAL		16
12:00-12:15						5		
12:15-12:30	2		2	2	6	1		
12:30-12:45						6		
12:45-1:00						3		
HOURLY TOTAL					6	HOURLY TOTAL		15
1:00-1:15				1	1	3		
1:15-1:30				2	2	2		
1:30-1:45						1		
1:45-2:00						4		1
HOURLY TOTAL					3	HOURLY TOTAL		11
TOTAL					118	TOTAL		171

1
2
3
4
5
6
7
8
9
10
11
12
13
14
15
16
17
18
19
20
21
22
23
24
25
26
27
28
29
30
31
32



COUNT LOCATION:

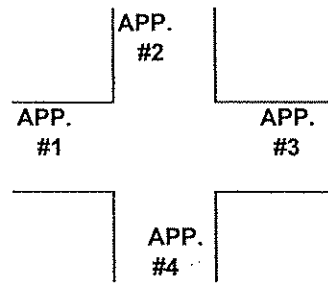
CSAH 51 (University Ave.) @

DATE:

06/08/2011

121st Ave.

- APP. #1 = CSAH 51
- APP. #2 = 121st Ave.
- APP. #3 = CSAH 51
- APP. #4 = 121st Ave.



- HEAVY VEHICLE- ANY VEHICLE HAVING MORE THAN FOUR TIRES TOUCHING THE PAVEMENT
- A. TRUCKS- A HEAVY VEHICLE INVOLVED PRIMARILY IN THE TRANSPORT OF GOODS OR IN THE DELIVERY OF A SERVICE.
 - B. RV- A HEAVY VEHICLE OPERATED BY A PRIVATE MOTORIST AND INVOLVED IN THE TRANSPORT OF RECREATIONAL EQUIPMENT OR FACILITIES.
 - C. BUSES- A HEAVY VEHICLE INVOLVED IN THE TRANSPORTATION OF GROUPS OF PEOPLE.

TIME	PEDESTRIANS					HEAVY VEHICLES		
	APP. #1	APP. #2	APP. #3	APP. #4	15 MIN TOT	TRUCKS	RV	BUS
2:00-2:15PM		1		1	2	2		5
2:15-2:30	2	1	2	1	6	1		11
2:30-2:45	2	2		2	6	3		26
2:45-3:00	3	2	2	1	8	4		10
HOURLY TOTAL					22	HOURLY TOTAL		62
3:00-3:15		2		2	4	2		6
3:15-3:30	1		1		2	1		15
3:30-3:45	1		1		2	6		5
3:45-4:00	2	1	3	1	7	1		5
HOURLY TOTAL					15	HOURLY TOTAL		41
4:00-4:15						3		5
4:15-4:30	1	1	1	1	4			5
4:30-4:45		1		1	2			1
4:45-5:00	2		1		3	1		1
HOURLY TOTAL					9	HOURLY TOTAL		16
5:00-5:15	1				1	3		
5:15-5:30	1		1		2	2		1
5:30-5:45	1		1		2	2		
5:45-6:00	1		1		2	1		1
HOURLY TOTAL					7	HOURLY TOTAL		10
6:00-6:15	2		1		3	3	1	
6:15-6:30	3			2	5	3		
6:30-6:45	2				2			
6:45-7:00		1	2		3			
HOURLY TOTAL					13	HOURLY TOTAL		7
7:00-7:15		1			1	1		
7:15-7:30			4		4			
7:30-7:45	5		1		6			
7:45-8:00	4				4	1		
HOURLY TOTAL					15	HOURLY TOTAL		2
8:00-8:15	7		1	7	15	1		
8:15-8:30			1	1	2			
8:30-8:45				1	1			
8:45-9:00	1		1	1	3			
HOURLY TOTAL					21	HOURLY TOTAL		1
9:00-9:15								
9:15-9:30								
9:30-9:45				1	1	1		
9:45-10:00	1		1	1	3			
HOURLY TOTAL					4	HOURLY TOTAL		1
TOTAL					224	TOTAL		311

1
2
3
4
5
6
7
8
9
10
11
12
13
14
15
16
17
18
19
20
21
22
23
24
25
26
27
28
29
30
31
32