

Date : 06/14/11

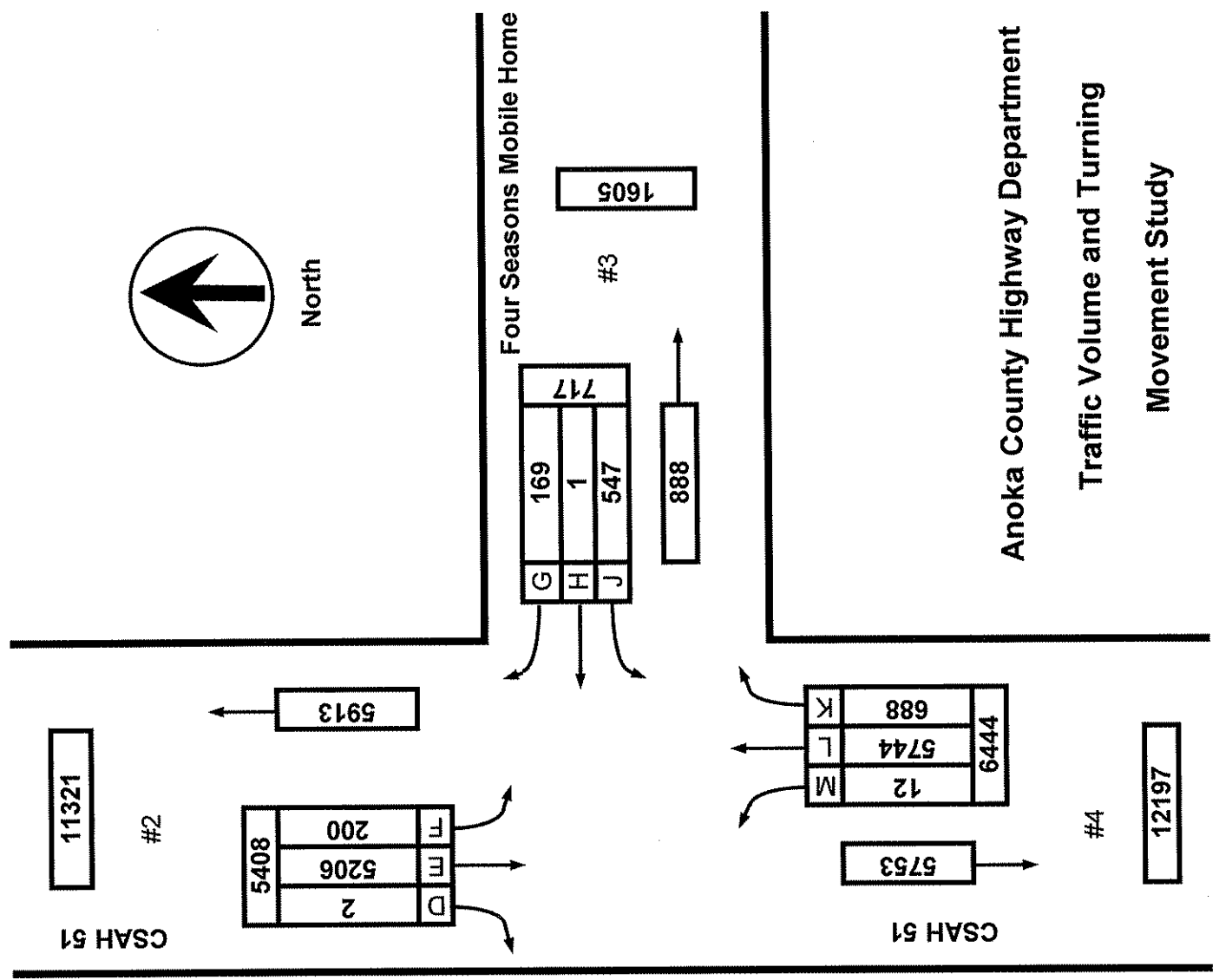
Count Number : TMC1112

Location : CSAH 51 (University Ave.)

@ Four Seasons Mobile Home

Collection Period : 6:00AM - 10:00PM

EXISTING LANES OF APPROACH				
	RIGHT TURN LANE	LEFT TURN LANE	THRU LANES	TOTAL
#1	0	0	0	0
#2	0	0	2	2
#3	1	1	0	2
#4	0	0	2	2



Anoka County Highway Department
 Traffic Volume and Turning
 Movement Study

Date : 06/16/11

Count Number : TMC1112

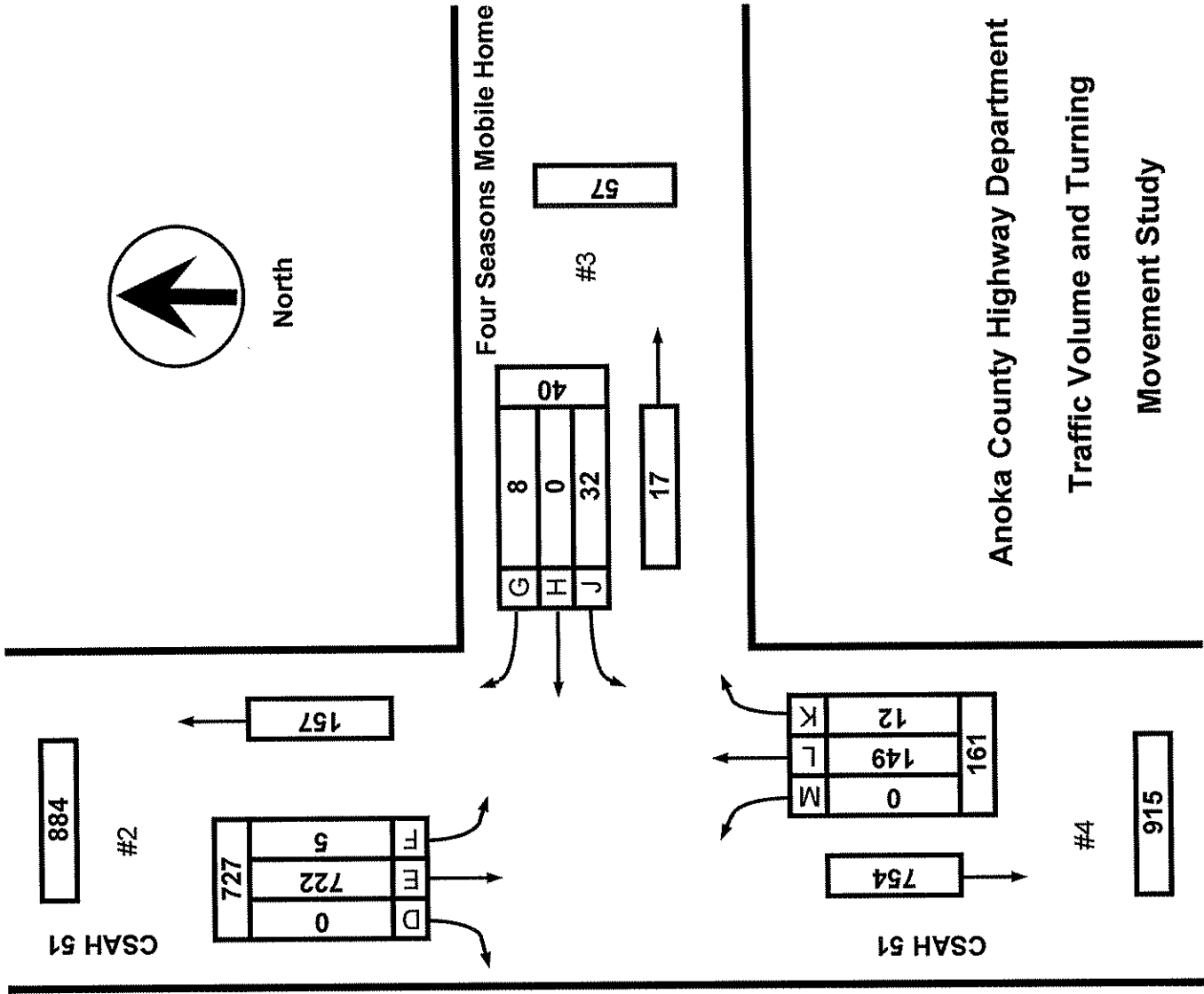
Location : CSAH 51 (University Ave.)

@ Four Seasons Mobile Home

Collection Period : AM PEAK

Hour : 6:45 AM - 7:45 AM

EXISTING LANES OF APPROACH				TOTAL
RIGHT TURN LANE	LEFT TURN LANE	THRU LANES		
#1	0	0	0	0
#2	0	0	2	2
#3	1	1	0	2
#4	0	0	2	2



Anoka County Highway Department

Traffic Volume and Turning

Movement Study

Date : 06/14/11

Count Number : TMC1112

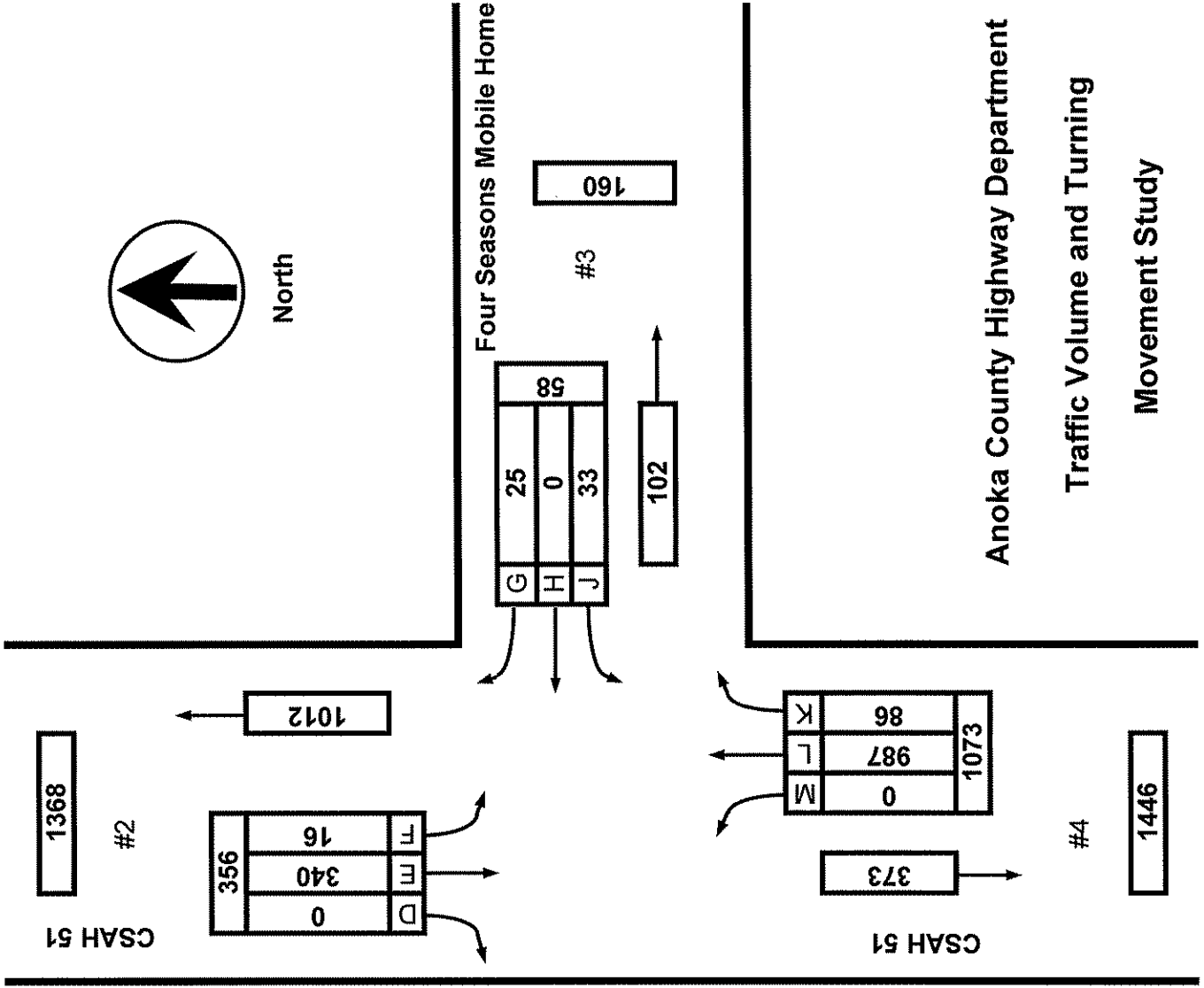
Location : CSAH 51 (University Ave.)

@ Four Seasons Mobile Home

Collection Period : PM PEAK

Hour : 4:45 PM - 5:45 PM

	EXISTING LANES OF APPROACH			TOTAL
	RIGHT TURN LANE	LEFT TURN LANE	THRU LANES	
#1	0	0	0	0
#2	0	0	2	2
#3	1	1	0	2
#4	0	0	2	2





Anoka County Highway Department

Traffic Engineering Section

Traffic Volume and Turning Movement Study

File Name : TMC1112
 Site Code : 11120202
 Start Date : 06/14/2011
 Page No : 1

Weather: Cloudy/Mild
 Counter: DB-400
 Study conducted by: Paige/Rachel

Groups Printed- Unshifted

Start Time	CSAH 51 Southbound					Four Seasons Westbound					CSAH 51 Northbound					NONE Eastbound					Exclu. Total	Inclu. Total	Int. Total	
	Left	Thru	Right	Heavys	App. Total	Left	Thru	Right	Heavys	App. Total	Left	Thru	Right	Heavys	App. Total	Left	Thru	Right	Heavys	App. Total				
06:00	2	117	0	0	119	11	0	2	0	13	0	11	2	0	13	0	0	0	0	0	0	0	145	145
06:15	1	136	0	2	137	11	0	3	2	14	0	20	5	2	25	0	0	0	0	0	0	6	176	182
06:30	1	152	0	2	153	15	0	3	1	18	0	30	5	1	35	0	0	0	0	0	0	4	206	210
06:45	0	183	0	1	183	4	0	3	0	7	0	46	3	1	49	0	0	0	0	0	0	2	239	241
Total	4	588	0	5	592	41	0	11	3	52	0	107	15	4	122	0	0	0	0	0	0	12	766	778
07:00	1	163	0	1	164	8	0	3	0	11	0	22	3	1	25	0	0	0	0	0	0	2	200	202
07:15	1	198	0	1	199	7	0	1	1	8	0	43	4	1	47	0	0	0	0	0	0	3	254	257
07:30	3	178	0	4	181	13	0	1	1	14	0	38	2	0	40	0	0	0	0	0	0	5	235	240
07:45	1	173	0	0	174	6	0	1	0	7	0	38	7	1	45	0	0	0	0	0	0	1	226	227
Total	6	712	0	6	718	34	0	6	2	40	0	141	16	3	157	0	0	0	0	0	0	11	915	926
08:00	0	150	0	3	150	3	0	0	0	3	0	24	6	1	30	0	0	0	0	0	0	4	183	187
08:15	1	100	0	1	101	8	0	1	0	9	0	28	3	0	31	0	0	0	0	0	0	1	141	142
08:30	7	110	0	3	117	16	0	3	3	19	0	35	4	1	39	0	0	0	0	0	0	7	175	182
08:45	2	96	0	0	98	8	0	1	0	9	0	50	3	1	53	0	0	0	0	0	0	1	160	161
Total	10	456	0	7	466	35	0	5	3	40	0	137	16	3	153	0	0	0	0	0	0	13	659	672
09:00	1	72	0	0	73	15	0	2	0	17	0	43	8	1	51	0	0	0	0	0	0	1	141	142
09:15	2	57	0	1	59	6	0	1	0	7	0	46	4	1	50	0	0	0	0	0	0	2	116	118
09:30	2	81	0	2	83	7	0	2	2	9	0	53	10	2	63	0	0	0	0	0	0	6	155	161
09:45	2	80	0	1	82	17	1	4	0	22	0	44	15	1	59	0	0	0	0	0	0	2	163	165
Total	7	290	0	4	297	45	1	9	2	55	0	186	37	5	223	0	0	0	0	0	0	11	575	586
10:00	5	61	0	1	66	9	0	3	0	12	0	38	10	0	48	0	0	0	0	0	0	1	126	127
10:15	2	91	0	5	93	11	0	2	0	13	0	40	6	0	46	0	0	0	0	0	0	5	152	157
10:30	2	69	0	2	71	17	0	1	2	18	0	71	6	2	77	0	0	0	0	0	0	6	166	172
10:45	2	69	0	2	71	8	0	2	0	10	0	68	8	1	76	0	0	0	0	0	0	3	157	160
Total	11	290	0	10	301	45	0	8	2	53	0	217	30	3	247	0	0	0	0	0	0	15	601	616
11:00	2	86	0	2	88	10	0	0	0	10	2	59	5	1	66	0	0	0	0	0	0	3	164	167
11:15	1	78	0	3	79	12	0	1	0	13	0	62	9	0	71	0	0	0	0	0	0	3	163	166
11:30	8	82	0	3	90	5	0	1	2	6	0	62	9	2	71	0	0	0	0	0	0	7	167	174
11:45	1	71	0	1	72	7	0	6	0	13	1	56	16	1	73	0	0	0	0	0	0	2	158	160
Total	12	317	0	9	329	34	0	8	2	42	3	239	39	4	281	0	0	0	0	0	0	15	652	667
12:00	4	71	0	2	75	13	0	0	0	13	0	61	14	4	75	0	0	0	0	0	0	6	163	169
12:15	1	63	0	1	64	17	0	2	0	19	0	89	15	1	104	0	0	0	0	0	0	2	187	189
12:30	2	74	0	2	76	12	0	3	2	15	0	86	13	4	99	0	0	0	0	0	0	8	190	198
12:45	3	57	0	3	60	11	0	2	0	13	0	68	9	1	77	0	0	0	0	0	0	4	150	154
Total	10	265	0	8	275	53	0	7	2	60	0	304	51	10	355	0	0	0	0	0	0	20	690	710
13:00	3	66	0	4	69	11	0	2	0	13	0	65	6	1	71	0	0	0	0	0	0	5	153	158
13:15	5	73	0	4	78	3	0	2	0	5	0	66	9	1	75	0	0	0	0	0	0	5	158	163
13:30	5	77	0	2	82	13	0	5	2	18	0	65	9	2	74	0	0	0	0	0	0	6	174	180
13:45	2	76	0	2	78	5	0	2	0	7	0	80	12	2	92	0	0	0	0	0	0	4	177	181
Total	15	292	0	12	307	32	0	11	2	43	0	276	36	6	312	0	0	0	0	0	0	20	662	682
14:00	2	75	0	2	77	6	0	5	1	11	0	62	9	2	71	0	0	0	0	0	0	5	159	164
14:15	3	65	1	1	69	7	0	6	1	13	0	88	14	1	102	0	0	0	0	0	0	3	184	187
14:30	7	63	0	2	70	9	0	4	2	13	0	122	12	2	134	0	0	0	0	0	0	6	217	223
14:45	8	68	0	1	76	7	0	1	0	8	9	94	12	0	115	0	0	0	0	0	0	1	199	200
Total	20	271	1	6	292	29	0	16	4	45	9	366	47	5	422	0	0	0	0	0	0	15	759	774
15:00	3	68	0	0	71	11	0	2	0	13	0	147	11	2	158	0	0	0	0	0	0	2	242	244
15:15	5	79	0	0	84	11	0	6	1	17	0	133	16	1	149	0	0	0	0	0	0	2	250	252
15:30	6	82	0	2	88	6	0	3	1	9	0	145	15	1	160	0	0	0	0	0	0	4	257	261
15:45	2	68	0	0	70	3	0	3	0	6	0	180	24	2	204	0	0	0	0	0	0	2	280	282
Total	16	297	0	2	313	31	0	14	2	45	0	605	66	6	671	0	0	0	0	0	0	10	1029	1039
16:00	5	66	0	0	71	13	0	4	0	17	0	172	16	1	188	0	0	0	0	0	0	1	276	277
16:15	6	72	0	1	78	5	0	4	1	9	0	198	23	3	221	0	0	0	0	0	0	5	308	313
16:30	5	92	0	1	97	6	0	1	1	7	0	204	17	0	221	0	0	0	0	0	0	2	325	327
16:45	3	87	0	1	90	7	0	8	1	15	0	249	22	2	271	0	0	0	0	0	0	4	376	380
Total	19	317	0	3	336	31	0	17	3	48	0	823	78	6	901	0	0	0	0	0	0	12	1285	1297
17:00	4	88	0	1	92	9	0	3	1	12	0	243	25	1	268	0	0	0	0	0	0	3	372	375
17:15	4	76	0	1	80	8	0	5	2	13	0	253	19	3	272	0	0	0	0	0	0	6	365	371
17:30	5	89	0	1	94	9	0	9	2	18	0	242	20	1	262	0	0	0	0	0	0	4	374	378
17:45	9	79	0	0	88	14	0	5	0	19	0	196	15	1	211	0	0	0	0	0	0	1	318	319
Total	22	332	0	3	354	40	0	22</																



Anoka County Highway Department

Traffic Engineering Section

Traffic Volume and Turning Movement Study

File Name : TMC1112
 Site Code : 11120202
 Start Date : 06/14/2011
 Page No : 2

Weather: Cloudy/Mild
 Counter: DB-400
 Study conducted by: Paige/Rachel

Groups Printed- Unshifted

Start Time	CSAH 51 Southbound					Four Seasons Westbound					CSAH 51 Northbound					NONE Eastbound					Exclu. Total	Inclu. Total	Int. Total
	Left	Thru	Right	Heavys	App. Total	Left	Thru	Right	Heavys	App. Total	Left	Thru	Right	Heavys	App. Total	Left	Thru	Right	Heavys	App. Total			
18:00	4	87	0	0	91	10	0	4	0	14	0	186	16	1	202	0	0	0	0	0	1	307	308
18:15	4	96	0	2	100	7	0	5	2	12	0	135	18	1	153	0	0	0	0	0	5	265	270
18:30	7	79	0	1	86	6	0	0	0	6	0	119	13	1	132	0	0	0	0	0	2	224	226
18:45	6	62	0	0	68	10	0	3	1	13	0	109	15	0	124	0	0	0	0	0	1	205	206
Total	21	324	0	3	345	33	0	12	3	45	0	549	62	3	611	0	0	0	0	0	9	1001	1010
19:00	1	51	0	2	52	6	0	4	0	10	0	138	17	0	155	0	0	0	0	0	2	217	219
19:15	1	36	0	0	37	4	0	3	0	7	0	108	13	1	121	0	0	0	0	0	1	165	166
19:30	4	53	0	0	57	5	0	2	1	7	0	69	7	0	76	0	0	0	0	0	1	140	141
19:45	4	49	0	0	53	2	0	1	0	3	0	61	3	0	64	0	0	0	0	0	0	120	120
Total	10	189	0	2	199	17	0	10	1	27	0	376	40	1	416	0	0	0	0	0	4	642	646
20:00	4	49	0	0	53	15	0	0	0	15	0	72	11	0	83	0	0	0	0	0	0	151	151
20:15	4	36	0	0	40	6	0	3	0	9	0	72	11	0	83	0	0	0	0	0	0	132	132
20:30	0	35	0	0	35	1	0	0	0	1	0	55	7	0	62	0	0	0	0	0	0	98	98
20:45	1	43	0	0	44	5	0	4	0	9	0	71	5	0	76	0	0	0	0	0	0	129	129
Total	9	163	0	0	172	27	0	7	0	34	0	270	34	0	304	0	0	0	0	0	0	510	510
21:00	1	33	0	0	34	7	0	1	0	8	0	75	17	2	92	0	0	0	0	0	2	134	136
21:15	2	32	0	1	34	7	0	2	0	9	0	53	10	0	63	0	0	0	0	0	1	106	107
21:30	2	23	0	0	25	5	0	2	0	7	0	58	6	0	64	0	0	0	0	0	0	96	96
21:45	3	15	1	0	19	1	0	1	0	2	0	28	9	0	37	0	0	0	0	0	0	58	58
Total	8	103	1	1	112	20	0	6	0	26	0	214	42	2	256	0	0	0	0	0	3	394	397
Grand Total	200	5206	2	81	5408	547	1	169	36	717	12	5744	688	67	6444	0	0	0	0	0	184	12569	12753
Approch %	3.7	96.3	0			76.3	0.1	23.6			0.2	89.1	10.7			0	0	0					
Total %	1.6	41.4	0		43	4.4	0	1.3		5.7	0.1	45.7	5.5		51.3	0	0	0		0	1.4	98.6	

Start Time	CSAH 51 Southbound				Four Seasons Westbound				CSAH 51 Northbound				NONE Eastbound				Int. Total
	Left	Thru	Right	App. Total	Left	Thru	Right	App. Total	Left	Thru	Right	App. Total	Left	Thru	Right	App. Total	
Peak Hour Analysis From 06:00 to 11:45 - Peak 1 of 1																	
Peak Hour for Entire Intersection Begins at 06:45																	
06:45	0	183	0	183	4	0	3	7	0	46	3	49	0	0	0	0	239
07:00	1	163	0	164	8	0	3	11	0	22	3	25	0	0	0	0	200
07:15	1	198	0	199	7	0	1	8	0	43	4	47	0	0	0	0	254
07:30	3	178	0	181	13	0	1	14	0	38	2	40	0	0	0	0	235
Total Volume	5	722	0	727	32	0	8	40	0	149	12	161	0	0	0	0	928
% App. Total	0.7	99.3	0		80	0	20		0	92.5	7.5		0	0	0		
PHF	.417	.912	.000	.913	.615	.000	.667	.714	.000	.810	.750	.821	.000	.000	.000	.000	.913

Peak Hour Analysis From 12:00 to 21:45 - Peak 1 of 1																	
Peak Hour for Entire Intersection Begins at 16:45																	
16:45	3	87	0	90	7	0	8	15	0	249	22	271	0	0	0	0	376
17:00	4	88	0	92	9	0	3	12	0	243	25	268	0	0	0	0	372
17:15	4	76	0	80	8	0	5	13	0	253	19	272	0	0	0	0	365
17:30	5	89	0	94	9	0	9	18	0	242	20	262	0	0	0	0	374
Total Volume	16	340	0	356	33	0	25	58	0	987	86	1073	0	0	0	0	1487
% App. Total	4.5	95.5	0		56.9	0	43.1		0	92	8		0	0	0		
PHF	.800	.955	.000	.947	.917	.000	.694	.806	.000	.975	.860	.986	.000	.000	.000	.000	.989



Anoka County Highway
PC-WARRANTS
 Traffic Signal Warrant Analysis

Study Name : **TMC1112**
 Study Date : **06/21/11**
 Page No. : **1**

Signal Warrants - Summary

Major Street Approaches

Northbound: CSAH 51

Number of Lanes: **2**
 Approach Speed: **40**
 Total Approach Volume: **6,444**

Southbound: CSAH 51

Number of Lanes: **2**
 Approach Speed: **50**
 Total Approach Volume: **5,408**

Minor Street Approaches

Westbound: Four Seasons

Number of Lanes: **2**
 Total Approach Volume: **717**

Warrant Summary (Urban values apply.)

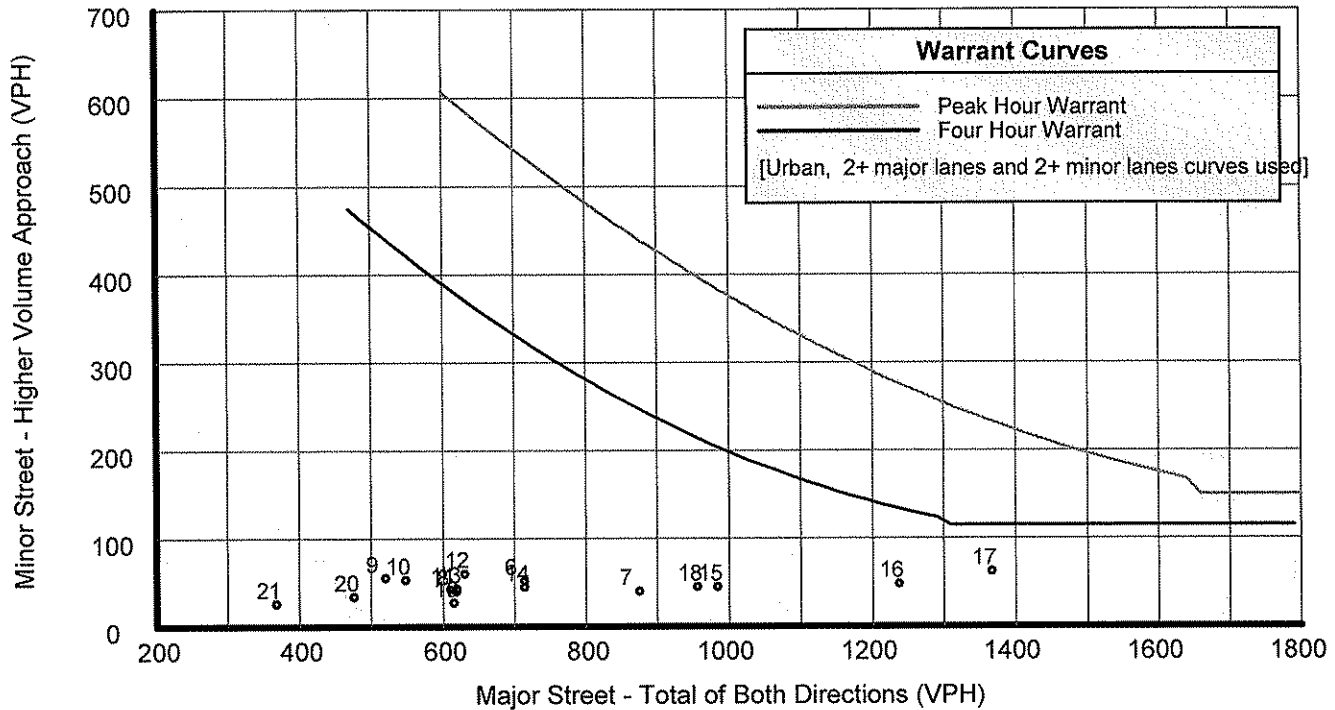
- Warrant 1 - Eight Hour Vehicular Volumes** **Not Satisfied**
 - Warrant 1A - Minimum Vehicular Volume** **Not Satisfied**
 Required volumes reached for 0 hours, 8 are needed
 - Warrant 1B - Interruption of Continuous Traffic** **Not Satisfied**
 Required volumes reached for 0 hours, 8 are needed
 - Warrant 1 A&B - Combination of Warrants** **Not Satisfied**
 Required volumes reached for 0 hours, 8 are needed
- Warrant 2 - Four Hour Volumes** **Not Satisfied**
 Number of hours (0) volumes exceed minimum < minimum required (4).
- Warrant 3 - Peak Hour** **Not Satisfied**
 - Warrant 3A - Peak Hour Delay** **Not Satisfied**
 Approach volumes on minor street don't exceed minimums for any hour. Delay data not evaluated.
 - Warrant 3B - Peak Hour Volumes** **Not Satisfied**
 Volumes do not exceed minimums for any hour.
- Warrant 4 - Pedestrian Volumes** **Not Evaluated**
- Warrant 5 - School Crossing** **Not Evaluated**
- Warrant 6 - Coordinated Signal System** **Not Evaluated**
- Warrant 7 - Crash Experience** **Not Evaluated**
- Warrant 8 - Roadway Network** **Not Evaluated**



Anoka County Highway PC-WARRANTS Traffic Signal Warrant Analysis

Study Name : TMC1112
Study Date : 06/21/11
Page No. : 2

Signal Warrants - Summary



Analysis of 8-Hour Volume Warrants:

Hour Begin	Major Total	Higher Minor Vol	Dir	War-1A			War-1B			War-1A&B		
				Major Crit	Minor Crit	Meets?	Major Crit	Minor Crit	Meets?	Major Crit	Minor Crit	Meets?
00:00	0	0	EB	600-No	200-No	---	900-No	100-No	---	720-No	160-No	---
01:00	0	0	EB	600-No	200-No	---	900-No	100-No	---	720-No	160-No	---
02:00	0	0	EB	600-No	200-No	---	900-No	100-No	---	720-No	160-No	---
03:00	0	0	EB	600-No	200-No	---	900-No	100-No	---	720-No	160-No	---
04:00	0	0	EB	600-No	200-No	---	900-No	100-No	---	720-No	160-No	---
05:00	0	0	EB	600-No	200-No	---	900-No	100-No	---	720-No	160-No	---
06:00	714	52	WB	600-Yes	200-No	Major	900-No	100-No	---	720-No	160-No	---
07:00	875	40	WB	600-Yes	200-No	Major	900-No	100-No	---	720-Yes	160-No	Major
08:00	619	40	WB	600-Yes	200-No	Major	900-No	100-No	---	720-No	160-No	---
09:00	520	55	WB	600-No	200-No	---	900-No	100-No	---	720-No	160-No	---
10:00	548	53	WB	600-No	200-No	---	900-No	100-No	---	720-No	160-No	---
11:00	610	42	WB	600-Yes	200-No	Major	900-No	100-No	---	720-No	160-No	---
12:00	630	60	WB	600-Yes	200-No	Major	900-No	100-No	---	720-No	160-No	---
13:00	619	43	WB	600-Yes	200-No	Major	900-No	100-No	---	720-No	160-No	---
14:00	714	45	WB	600-Yes	200-No	Major	900-No	100-No	---	720-No	160-No	---
15:00	984	45	WB	600-Yes	200-No	Major	900-Yes	100-No	Major	720-Yes	160-No	Major
16:00	1,237	48	WB	600-Yes	200-No	Major	900-Yes	100-No	Major	720-Yes	160-No	Major
17:00	1,367	62	WB	600-Yes	200-No	Major	900-Yes	100-No	Major	720-Yes	160-No	Major
18:00	956	45	WB	600-Yes	200-No	Major	900-Yes	100-No	Major	720-Yes	160-No	Major
19:00	615	27	WB	600-Yes	200-No	Major	900-No	100-No	---	720-No	160-No	---
20:00	476	34	WB	600-No	200-No	---	900-No	100-No	---	720-No	160-No	---
21:00	368	26	WB	600-No	200-No	---	900-No	100-No	---	720-No	160-No	---
22:00	0	0	EB	600-No	200-No	---	900-No	100-No	---	720-No	160-No	---
23:00	0	0	EB	600-No	200-No	---	900-No	100-No	---	720-No	160-No	---



Anoka County Highway
PC-WARRANTS
 Traffic Signal Warrant Analysis

Study Name : TMC1112
 Study Date : 06/21/11
 Page No. : 1

Multi-Way Stop Warrant Report

Major Street Approaches

Northbound: CSAH 51
 Total Approach Volume: 6,444
 Approach Speed: 40

Southbound: CSAH 51
 Total Approach Volume: 5,408
 Approach Speed: 50

Minor Street Approaches

Westbound: Four Seasons
 Total Approach Volume: 717

Warrant Summary

Criteria A - Interim Measure Not Evaluated
 If traffic signals are justified, stop signs can be installed as an interim measure.

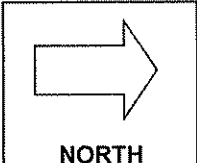
Criteria B - Crash Experience Not Evaluated

Criteria C - Minimum Volumes and Delays Not Satisfied
 Delay data not evaluated
 Required volumes reached for 0 hours, 8 are needed

Criteria D - 80% of Volumes, Delays, and Crashes Not Evaluated
 Delay data not evaluated
 Number of crashes (-1) is less than the minimum required (4).
 Required volumes reached for 0 hours, 8 are needed

Analysis of 8 Hour Volume Warrants:

Time	Major Total	Minor Total	Crit C			Crit D		
			Major	Minor Crit	Meets?	Major Crit	Minor Crit	Meets?
05:30 - 06:30	294	27	210-Yes	140-No	Major	240-Yes	160-No	Major
05:45 - 06:45	482	45	210-Yes	140-No	Major	240-Yes	160-No	Major
06:00 - 07:00	714	52	210-Yes	140-No	Major	240-Yes	160-No	Major
06:15 - 07:15	771	50	210-Yes	140-No	Major	240-Yes	160-No	Major
06:30 - 07:30	855	44	210-Yes	140-No	Major	240-Yes	160-No	Major
06:45 - 07:45	888	40	210-Yes	140-No	Major	240-Yes	160-No	Major
07:00 - 08:00	875	40	210-Yes	140-No	Major	240-Yes	160-No	Major
07:15 - 08:15	866	32	210-Yes	140-No	Major	240-Yes	160-No	Major
07:30 - 08:30	752	33	210-Yes	140-No	Major	240-Yes	160-No	Major
07:45 - 08:45	687	38	210-Yes	140-No	Major	240-Yes	160-No	Major
08:00 - 09:00	619	40	210-Yes	140-No	Major	240-Yes	160-No	Major
08:15 - 09:15	563	54	210-Yes	140-No	Major	240-Yes	160-No	Major
08:30 - 09:30	540	52	210-Yes	140-No	Major	240-Yes	160-No	Major
08:45 - 09:45	530	42	210-Yes	140-No	Major	240-Yes	160-No	Major
09:00 - 10:00	520	55	210-Yes	140-No	Major	240-Yes	160-No	Major
09:15 - 10:15	510	50	210-Yes	140-No	Major	240-Yes	160-No	Major
09:30 - 10:30	540	56	210-Yes	140-No	Major	240-Yes	160-No	Major
09:45 - 10:45	542	65	210-Yes	140-No	Major	240-Yes	160-No	Major
10:00 - 11:00	548	53	210-Yes	140-No	Major	240-Yes	160-No	Major
10:15 - 11:15	588	51	210-Yes	140-No	Major	240-Yes	160-No	Major
10:30 - 11:30	599	51	210-Yes	140-No	Major	240-Yes	160-No	Major
10:45 - 11:45	612	39	210-Yes	140-No	Major	240-Yes	160-No	Major
11:00 - 12:00	610	42	210-Yes	140-No	Major	240-Yes	160-No	Major
11:15 - 12:15	606	45	210-Yes	140-No	Major	240-Yes	160-No	Major



COUNT LOCATION:

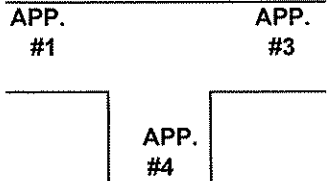
CSAH 51 (University Ave.) @

DATE:

06/16/2011

Four Seasons

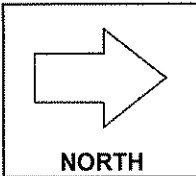
APP. #1 = CSAH 51
APP. #3 = CSAH 51
APP. #4 = Four Seasons



- HEAVY VEHICLE- ANY VEHICLE HAVING MORE THAN FOUR TIRES TOUCHING THE PAVEMENT
- A. TRUCKS- A HEAVY VEHICLE INVOLVED PRIMARILY IN THE TRANSPORT OF GOODS OR IN THE DELIVERY OF A SERVICE.
 - B. RV- A HEAVY VEHICLE OPERATED BY A PRIVATE MOTORIST AND INVOLVED IN THE TRANSPORT OF RECREATIONAL EQUIPMENT OR FACILITIES.
 - C. BUSES- A HEAVY VEHICLE INVOLVED IN THE TRANSPORTATION OF GROUPS OF PEOPLE.

TIME	PEDESTRIANS					HEAVY VEHICLES		
	APP. #1	APP. #2	APP. #3	APP. #4	15 MIN TOT	TRUCKS	RV	BUS
6:00-6:15AM								
6:15-6:30				1	1	1		4
6:30-6:45						1		2
6:45-7:00						2		
HOURLY TOTAL					1	HOURLY TOTAL		10
7:00-7:15				1	1	1		1
7:15-7:30				1	1			3
7:30-7:45				2	2	3		2
7:45-8:00				1	1	1		
HOURLY TOTAL					5	HOURLY TOTAL		11
8:00-8:15						3		1
8:15-8:30				1	1	2		
8:30-8:45						1		6
8:45-9:00						1		
HOURLY TOTAL					1	HOURLY TOTAL		14
9:00-9:15				2	2	1		
9:15-9:30						2		
9:30-9:45						2		4
9:45-10:00						2		
HOURLY TOTAL					2	HOURLY TOTAL		11
10:00-10:15				1	1	1		
10:15-10:30						4		1
10:30-10:45				1	1	2		4
10:45-11:00				1	1	3		
HOURLY TOTAL					3	HOURLY TOTAL		15
11:00-11:15						2		1
11:15-11:30				2	2	3		
11:30-11:45			2	6	8	2		5
11:45-12:00				1	1	2		1
HOURLY TOTAL					11	HOURLY TOTAL		16
12:00-12:15			4		4	5		1
12:15-12:30				2	2	2		
12:30-12:45			1	1	2	4		4
12:45-1:00				2	2	3		1
HOURLY TOTAL					10	HOURLY TOTAL		20
1:00-1:15				1	1	5		
1:15-1:30				2	2	4		1
1:30-1:45						1		5
1:45-2:00				2	2	4		
HOURLY TOTAL					5	HOURLY TOTAL		20
				TOTAL	38		TOTAL	117

1
2
3
4
5
6
7
8
9
10
11
12
13
14
15
16
17
18
19
20
21
22
23
24
25
26
27
28
29
30
31
32



COUNT LOCATION:

CSAH 51 (University Ave.) @

DATE:

06/14/2011

Four Seasons

APP. #1 = CSAH 51
APP. #3 = CSAH 51
APP. #4 = Four Seasons

APP. #1	APP. #3
APP. #4	

- HEAVY VEHICLE- ANY VEHICLE HAVING MORE THAN FOUR TIRES TOUCHING THE PAVEMENT
- A. TRUCKS- A HEAVY VEHICLE INVOLVED PRIMARILY IN THE TRANSPORT OF GOODS OR IN THE DELIVERY OF A SERVICE.
 - B. RV- A HEAVY VEHICLE OPERATED BY A PRIVATE MOTORIST AND INVOLVED IN THE TRANSPORT OF RECREATIONAL EQUIPMENT OR FACILITIES.
 - C. BUSES- A HEAVY VEHICLE INVOLVED IN THE TRANSPORTATION OF GROUPS OF PEOPLE.

TIME	PEDESTRIANS					HEAVY VEHICLES		
	APP. #1	APP. #2	APP. #3	APP. #4	15 MIN TOT	TRUCKS	RV	BUS
2:00-2:15PM				1	1	5		1
2:15-2:30						2		2
2:30-2:45			2		2	1		3
2:45-3:00				1	1	2		
HOURLY TOTAL					4	HOURLY TOTAL		16
3:00-3:15			2	2	4	2		
3:15-3:30				2	2			2
3:30-3:45								4
3:45-4:00						1		
HOURLY TOTAL					6	HOURLY TOTAL		9
4:00-4:15				1		1		
4:15-4:30						2		3
4:30-4:45								2
4:45-5:00				4	4	4		
HOURLY TOTAL					4	HOURLY TOTAL		12
5:00-5:15				2	2	3		
5:15-5:30						2		4
5:30-5:45				3	3			4
5:45-6:00			2	1	3	1		
HOURLY TOTAL					8	HOURLY TOTAL		14
6:00-6:15						1		
6:15-6:30			1	1	2	3		2
6:30-6:45								2
6:45-7:00						1		
HOURLY TOTAL					2	HOURLY TOTAL		9
7:00-7:15						1		1
7:15-7:30						1		
7:30-7:45								1
7:45-8:00				6	6			
HOURLY TOTAL					6	HOURLY TOTAL		4
8:00-8:15				1	1			
8:15-8:30								
8:30-8:45				1	1			
8:45-9:00								
HOURLY TOTAL					2	HOURLY TOTAL		
9:00-9:15						1		
9:15-9:30						1		
9:30-9:45				3	3			
9:45-10:00								
HOURLY TOTAL					3	HOURLY TOTAL		2
				TOTAL	73		TOTAL	183

1
2
3
4
5
6
7
8
9
10
11
12
13
14
15
16
17
18
19
20
21
22
23
24
25
26
27
28
29
30
31
32