


Date : 06/21/11

Count Number : TMC1114

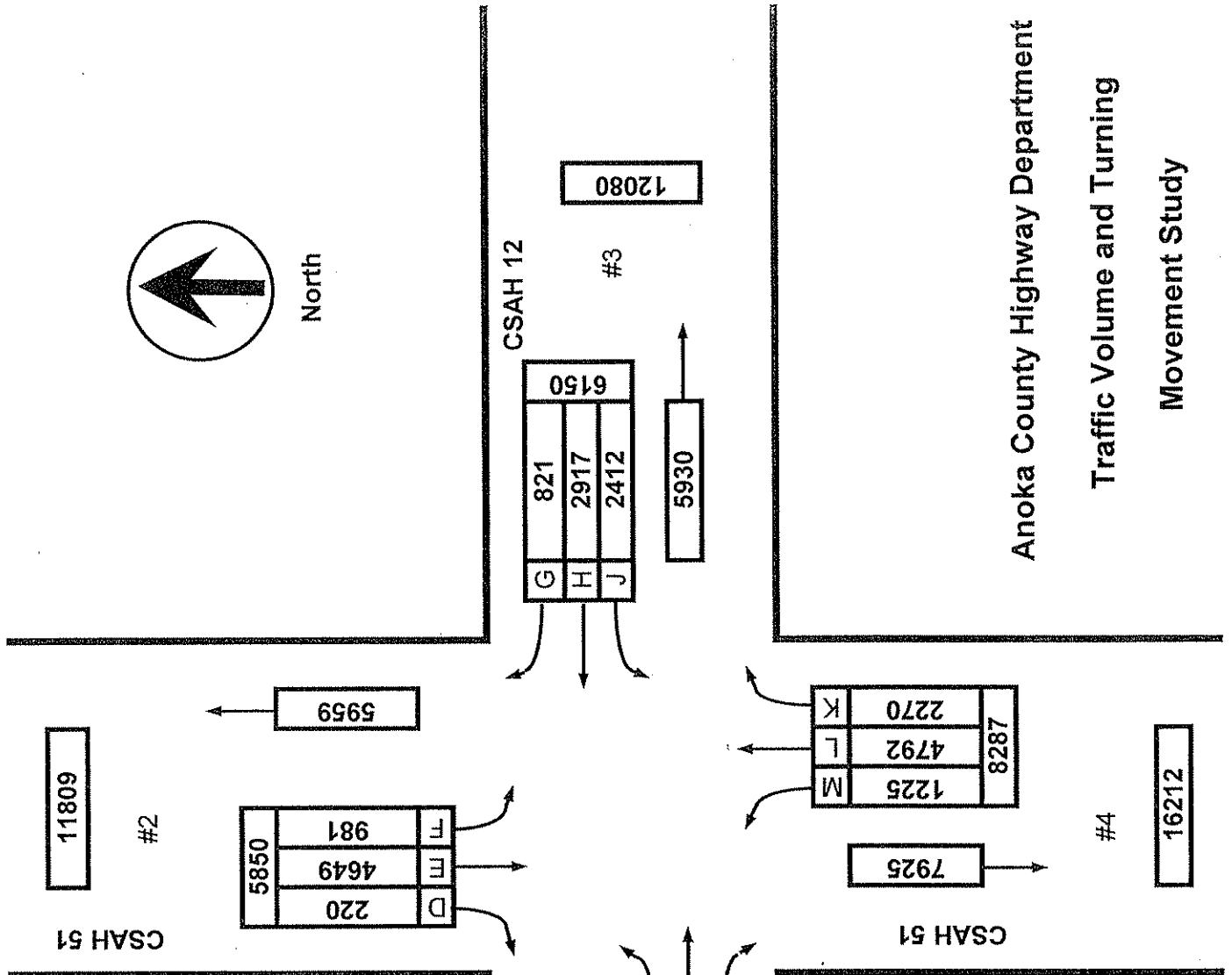
Location : CSAH 51 (University Ave.)

@ CSAH 12 (109th Ave.)

Collection Period : 6:00AM - 10:00PM



North



EXISTING LANES OF APPROACH				TOTAL
RIGHT TURN LANE	LEFT TURN LANE	THRU LANES		
1	1	1		3
1	1	2		4
1	1	1		3
1	1	2		4

Anoka County Highway Department
 Traffic Volume and Turning
 Movement Study

Date : 06/23/11

Count Number : TMC1114

Location : CSAH 51 (University Ave.)

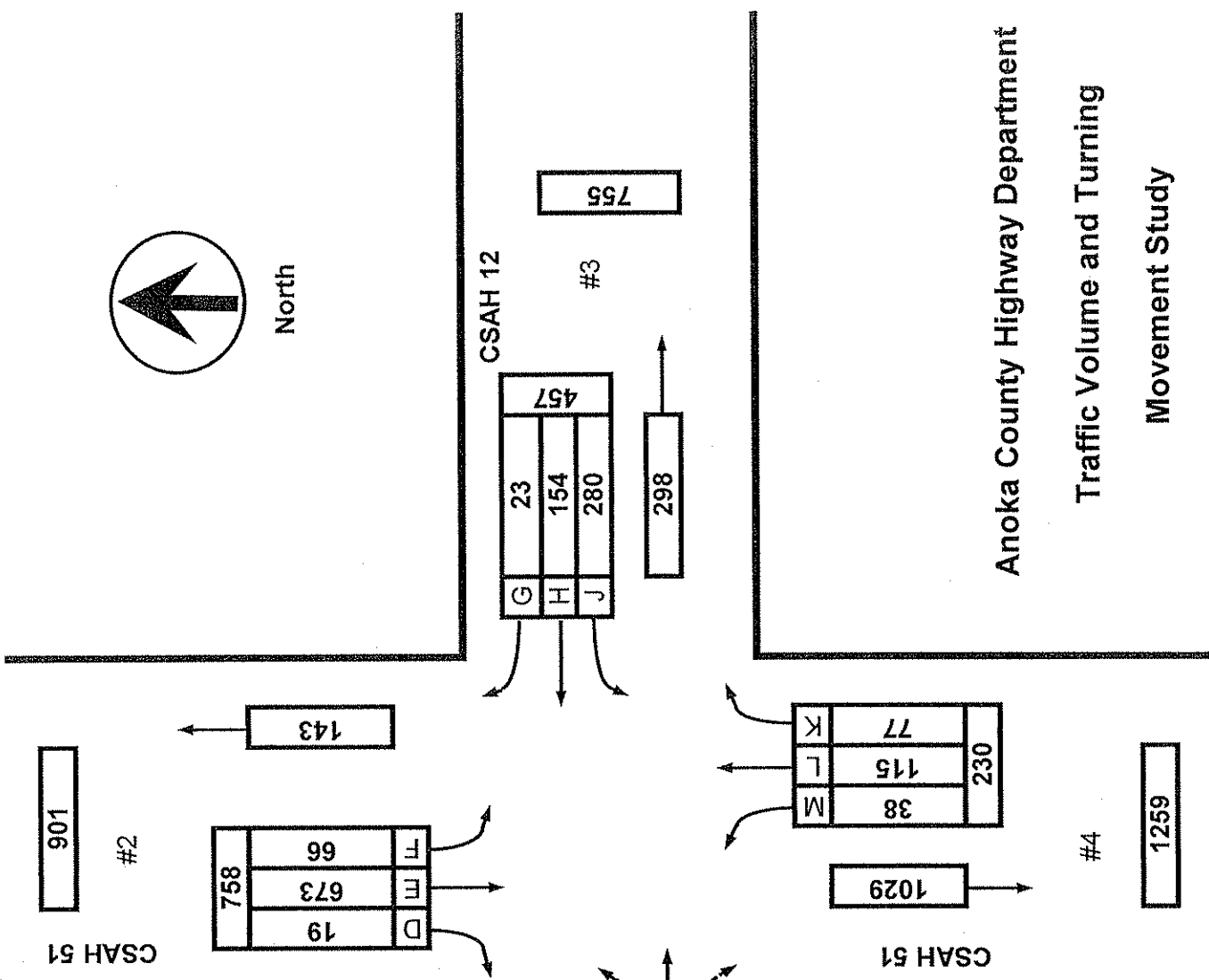
@ CSAH 12 (109th Ave.)

Collection Period : AM PEAK

Hour : 7:00 AM - 8:00 AM



North



EXISTING LANES OF APPROACH				TOTAL
RIGHT TURN LANE	LEFT TURN LANE	THRU LANES		
1	1	1		3
1	1	2		4
1	1	1		3
1	1	2		4

Anoka County Highway Department
 Traffic Volume and Turning
 Movement Study

#4
1259

Date : 06/21/11

Count Number : TMC1114

Location : CSAH 51 (University Ave.)

@ CSAH 12 (109th Ave.)

Collection Period : PM PEAK

Hour : 4:45 PM - 5:45 PM

CSAH 51
#2
1428

582	D	22
392	E	
168	F	

846



North

CSAH 12

285	G
627	H
185	J

1713

#3

616

352	A
235	B
41	C

743

#1

1095

CSAH 12

EXISTING LANES OF APPROACH				TOTAL
RIGHT TURN LANE	LEFT TURN LANE	THRU LANES		
1	1	1		3
1	1	2		4
1	1	1		3
1	1	2		4

94	M
520	L
213	K

653

CSAH 51

#4

1480

Anoka County Highway Department
Traffic Volume and Turning
Movement Study



Anoka County Highway Department

Traffic Engineering Section

Traffic Volume and Turning Movement Study

File Name : TMC1114
 Site Code : 11140202
 Start Date : 06/21/2011
 Page No : 1

Weather: Cloudy/Rain
 Counter: DB-400
 Counted by: Rachel/Paige

Groups Printed- Unshifted

Start Time	CSAH 51 Southbound					CSAH 12 Westbound					CSAH 51 Northbound					CSAH 12 Eastbound					Exclu. Total	Inclu. Total	Int. Total
	Left	Thru	Right	Heavys	App. Total	Left	Thru	Right	Heavys	App. Total	Left	Thru	Right	Heavys	App. Total	Left	Thru	Right	Heavys	App. Total			
06:00	6	124	3	1	133	36	6	4	0	46	6	11	7	0	24	1	20	7	3	28	4	231	235
06:15	13	140	7	3	160	48	15	6	3	69	5	16	13	0	34	2	32	7	0	41	6	304	310
06:30	15	177	1	1	193	61	23	3	2	87	6	28	13	0	47	4	29	15	2	48	5	375	380
06:45	10	187	3	0	200	55	25	6	2	86	9	27	18	1	54	2	36	12	1	50	4	390	394
Total	44	628	14	5	686	200	69	19	7	288	26	82	51	1	159	9	117	41	6	167	19	1300	1319
07:00	14	162	5	0	181	79	37	4	1	120	7	27	11	0	45	1	25	16	0	42	1	388	389
07:15	17	205	5	2	227	82	40	5	5	127	10	29	16	3	55	1	47	26	5	74	15	483	498
07:30	24	169	4	2	197	57	28	6	4	91	9	26	17	1	52	0	46	14	4	60	11	400	411
07:45	11	137	5	3	153	62	49	8	3	119	12	33	33	5	78	3	37	20	3	60	14	410	424
Total	66	673	19	7	758	280	154	23	13	457	38	115	77	9	230	5	155	76	12	236	41	1681	1722
08:00	16	125	7	3	148	54	20	11	2	85	8	21	22	2	51	3	32	16	2	51	9	335	344
08:15	18	99	4	1	121	54	31	7	4	92	17	31	28	0	76	2	44	11	4	57	9	346	355
08:30	14	88	4	1	106	36	47	10	6	93	5	34	31	2	70	2	39	11	2	52	11	321	332
08:45	12	89	9	2	110	38	46	8	5	92	14	42	23	2	79	2	52	13	5	67	14	348	362
Total	60	401	24	7	485	182	144	36	17	362	44	128	104	6	276	9	167	51	13	227	43	1350	1393
09:00	18	67	2	2	87	35	35	3	4	73	11	44	19	2	74	2	41	14	3	57	11	291	302
09:15	15	72	4	2	91	40	38	3	2	81	10	36	22	2	68	5	48	16	3	69	9	309	318
09:30	7	50	4	1	61	30	30	5	3	65	8	41	20	3	69	4	45	10	4	59	11	254	265
09:45	9	57	2	1	68	35	32	5	3	72	13	39	17	1	69	4	41	11	5	56	10	265	275
Total	49	246	12	6	307	140	135	16	12	291	42	160	78	8	280	15	175	51	15	241	41	1119	1160
10:00	9	56	0	2	65	33	26	9	2	68	15	45	21	4	81	7	47	11	4	65	12	279	291
10:15	9	55	3	1	67	22	39	6	2	67	13	52	27	5	92	3	34	9	2	46	10	272	282
10:30	11	72	6	4	89	28	38	7	4	73	13	59	29	4	101	2	35	10	4	47	16	310	326
10:45	7	60	8	4	75	29	33	9	5	71	20	55	35	2	110	3	27	16	0	46	11	302	313
Total	36	243	17	11	296	112	136	31	13	279	61	211	112	15	384	15	143	46	10	204	49	1163	1212
11:00	13	78	8	5	99	32	40	10	4	82	16	56	30	3	102	2	37	17	4	56	16	339	355
11:15	22	67	6	7	95	44	32	5	3	81	23	59	30	2	112	5	45	16	8	66	20	354	374
11:30	16	59	6	3	81	39	41	5	3	85	19	59	24	3	102	9	49	20	3	78	12	346	358
11:45	21	51	4	3	76	42	60	11	7	113	35	69	36	5	140	5	38	9	2	52	17	381	398
Total	72	255	24	18	351	157	173	31	17	361	93	243	120	13	456	21	169	62	17	252	65	1420	1485
12:00	14	73	2	1	89	37	47	12	1	96	19	65	39	1	123	6	59	27	7	92	10	400	410
12:15	19	48	2	4	69	26	34	11	4	71	25	73	38	4	136	9	69	15	5	93	17	369	386
12:30	24	76	1	2	101	36	61	17	7	114	20	58	35	1	113	8	54	16	5	78	15	406	421
12:45	21	51	5	2	77	35	36	12	3	83	22	81	35	2	138	8	44	18	2	70	9	368	377
Total	78	248	10	9	336	134	178	52	15	364	86	277	147	8	510	31	226	76	19	333	51	1543	1594
13:00	17	63	3	3	83	35	39	6	1	80	19	78	37	4	134	6	57	17	5	80	13	377	390
13:15	19	61	1	1	81	29	57	9	2	95	24	72	45	0	141	6	50	10	3	66	6	383	389
13:30	12	77	6	6	95	36	47	13	1	96	11	69	43	1	123	4	49	20	3	73	11	387	398
13:45	12	79	6	5	97	57	58	14	3	129	19	74	38	0	131	4	67	19	2	90	10	447	457
Total	60	280	16	15	356	157	201	42	7	400	73	293	163	5	529	20	223	66	13	309	40	1594	1634
14:00	3	66	2	0	71	35	33	6	1	74	17	70	39	0	126	3	50	3	1	56	2	327	329
14:15	15	61	3	0	79	35	35	20	3	90	28	91	48	0	167	13	57	14	1	84	4	420	424
14:30	12	69	2	2	83	48	45	18	1	111	20	108	47	1	175	5	43	13	1	61	5	430	435
14:45	18	51	3	0	72	45	44	10	1	99	30	136	56	2	222	13	34	22	2	69	5	462	467
Total	48	247	10	2	305	163	157	54	6	374	95	405	190	3	690	34	184	52	5	270	16	1639	1655
15:00	9	53	3	0	65	49	43	15	2	107	27	103	65	2	195	6	63	24	1	93	5	460	465
15:15	0	0	0	0	0	0	0	0	0	0	0	0	0	0	0	0	0	0	0	0	0	0	0
15:30	0	0	0	0	0	0	0	0	0	0	0	0	0	0	0	0	0	0	0	0	0	0	0
15:45	0	0	0	0	0	0	0	0	0	0	0	0	0	0	0	0	0	0	0	0	0	0	0
Total	9	53	3	0	65	49	43	15	2	107	27	103	65	2	195	6	63	24	1	93	5	460	465
16:00	13	81	4	0	98	46	74	12	2	132	48	177	64	1	289	15	70	18	0	103	3	622	625
16:15	22	49	1	3	72	62	63	13	5	138	46	205	91	3	342	13	52	13	2	78	13	630	643
16:30	20	47	0	0	67	33	72	12	1	117	45	194	83	1	322	16	65	28	1	109	3	615	618
16:45	78	140	11	5	229	53	205	118	1	376	0	30	7	0	37	14	60	16	2	90	8	732	740
Total	133	317	16	8	466	194	414	155	9	763	139	606	245	5	990	58	247	75	5	380	27	2599	2626
17:00	57	142	9	4	208	53	280	112	5	445	0	0	0	0	0	5	63	17	0	85	9	738	747
17:15	15	62	2	2	79	39	85	29	2	153	45	253	99	1	397	8	54	25	0	87	5	716	721
17:30	18	48	0	0	66	40	57	26	3	123	49	237	107	1	393	14	58	18	1	90	5	672	677
17:45	16	59	2	0	77	41	62	20	2	123	52	217	98	1	367	12	48	14	2				



Anoka County Highway Department

Traffic Engineering Section

Traffic Volume and Turning Movement Study

File Name : TMC1114
 Site Code : 11140202
 Start Date : 06/21/2011
 Page No : 2

Weather: Cloudy/Rain
 Counter: DB-400
 Counted by: Rachel/Paige

Groups Printed- Unshifted

Start Time	CSAH 51 Southbound					CSAH 12 Westbound					CSAH 51 Northbound					CSAH 12 Eastbound					Exclu. Total	Inclu. Total	Int. Total
	Left	Thru	Right	Heavys	App. Total	Left	Thru	Right	Heavys	App. Total	Left	Thru	Right	Heavys	App. Total	Left	Thru	Right	Heavys	App. Total			
18:00	22	66	0	1	88	50	67	15	3	132	38	161	60	0	259	7	40	13	2	60	6	539	545
18:15	19	70	2	0	91	36	59	10	0	105	34	151	80	0	265	6	56	18	1	80	1	541	542
18:30	19	64	2	1	85	36	46	17	2	99	34	139	55	0	228	9	46	12	0	67	3	479	482
18:45	18	55	6	1	79	36	47	11	5	94	27	95	49	2	171	4	47	14	1	65	9	409	418
Total	78	255	10	3	343	158	219	53	10	430	133	546	244	2	923	26	189	57	4	272	19	1968	1987
19:00	9	54	6	0	69	33	52	8	1	93	26	109	32	0	167	5	37	14	0	56	1	385	386
19:15	18	51	6	0	75	30	37	7	1	74	22	90	44	1	156	5	43	13	4	61	6	366	372
19:30	13	48	4	0	65	26	40	9	0	75	26	86	31	0	143	3	35	8	1	46	1	329	330
19:45	12	46	1	1	59	16	43	9	1	68	20	95	35	0	150	4	34	4	1	42	3	319	322
Total	52	199	17	1	268	105	172	33	3	310	94	380	142	1	616	17	149	39	6	205	11	1399	1410
20:00	19	34	2	0	55	35	40	18	3	93	13	82	22	0	117	8	46	13	0	67	3	332	335
20:15	11	44	5	0	60	21	28	3	0	52	13	69	25	0	107	9	36	9	0	54	0	273	273
20:30	18	45	1	1	64	33	42	15	0	90	25	72	40	1	137	4	33	10	0	47	2	338	340
20:45	8	34	1	0	43	33	34	16	0	83	22	69	39	0	130	4	34	6	0	44	0	300	300
Total	56	157	9	1	222	122	144	52	3	318	73	292	126	1	491	25	149	38	0	212	5	1243	1248
21:00	8	37	4	0	49	25	23	6	1	54	10	65	24	0	99	3	28	9	0	40	1	242	243
21:15	8	29	0	1	37	22	22	4	0	48	18	69	36	0	123	3	31	8	0	42	1	250	251
21:30	11	41	0	0	52	19	27	4	0	50	11	52	22	0	85	5	20	9	0	34	0	221	221
21:45	7	29	2	0	38	20	22	8	2	50	16	58	20	1	94	5	21	10	0	36	3	218	221
Total	34	136	6	1	176	86	94	22	3	202	55	244	102	1	401	16	100	36	0	152	5	931	936
Grand Total	981	4649	220	100	5850	2412	2917	821	149	6150	1225	4792	2270	83	8287	346	2679	864	129	3889	461	24176	24637
Arch %	16.8	79.5	3.8			39.2	47.4	13.3			14.8	57.8	27.4			8.9	68.9	22.2			1.4	11.1	3.6
Total %	4.1	19.2	0.9		24.2	10	12.1	3.4		25.4	5.1	19.8	9.4		34.3					16.1	1.9	98.1	

Start Time	CSAH 51 Southbound				CSAH 12 Westbound				CSAH 51 Northbound				CSAH 12 Eastbound				Int. Total
	Left	Thru	Right	App. Total	Left	Thru	Right	App. Total	Left	Thru	Right	App. Total	Left	Thru	Right	App. Total	
Peak Hour Analysis From 06:00 to 11:45 - Peak 1 of 1																	
Peak Hour for Entire Intersection Begins at 07:00																	
07:00	14	162	5	181	79	37	4	120	7	27	11	45	1	25	16	42	388
07:15	17	205	5	227	82	40	5	127	10	29	16	55	1	47	26	74	483
07:30	24	169	4	197	57	28	6	91	9	26	17	52	0	46	14	60	400
07:45	11	137	5	153	62	49	8	119	12	33	33	78	3	37	20	60	410
Total Volume	66	673	19	758	280	154	23	457	38	115	77	230	5	155	76	236	1681
% App. Total	8.7	88.8	2.5		61.3	33.7	5		16.5	50	33.5		2.1	65.7	32.2		
PHF	.688	.821	.950	.835	.854	.786	.719	.900	.792	.871	.583	.737	.417	.824	.731	.797	.870

Peak Hour Analysis From 12:00 to 21:45 - Peak 1 of 1																	
Peak Hour for Entire Intersection Begins at 16:45																	
16:45	78	140	11	229	53	205	118	376	0	30	7	37	14	60	16	90	732
17:00	57	142	9	208	53	280	112	445	0	0	0	0	5	63	17	85	738
17:15	15	62	2	79	39	85	29	153	45	253	99	397	8	54	25	87	716
17:30	18	48	0	66	40	57	26	123	49	237	107	393	14	58	18	90	672
Total Volume	168	392	22	582	185	627	285	1097	94	520	213	827	41	235	76	352	2858
% App. Total	28.9	67.4	3.8		16.9	57.2	26		11.4	62.9	25.8		11.6	66.8	21.6		
PHF	.538	.690	.500	.635	.873	.560	.604	.616	.480	.514	.498	.521	.732	.933	.760	.978	.968



Anoka County Highway
PC-WARRANTS
 Traffic Signal Warrant Analysis

Study Name : **TMC1114**
 Study Date : **06/30/11**
 Page No. : **1**

Signal Warrants - Summary

Major Street Approaches

Northbound: CSAH 51
 Number of Lanes: 2
 Approach Speed: 40
 Total Approach Volume: 8,287

Southbound: CSAH 51
 Number of Lanes: 2
 Approach Speed: 40
 Total Approach Volume: 5,850

Minor Street Approaches

Eastbound: CSAH 12
 Number of Lanes: 2
 Total Approach Volume: 3,889

Westbound: CSAH 12
 Number of Lanes: 2
 Total Approach Volume: 6,150

Warrant Summary (Urban values apply.)

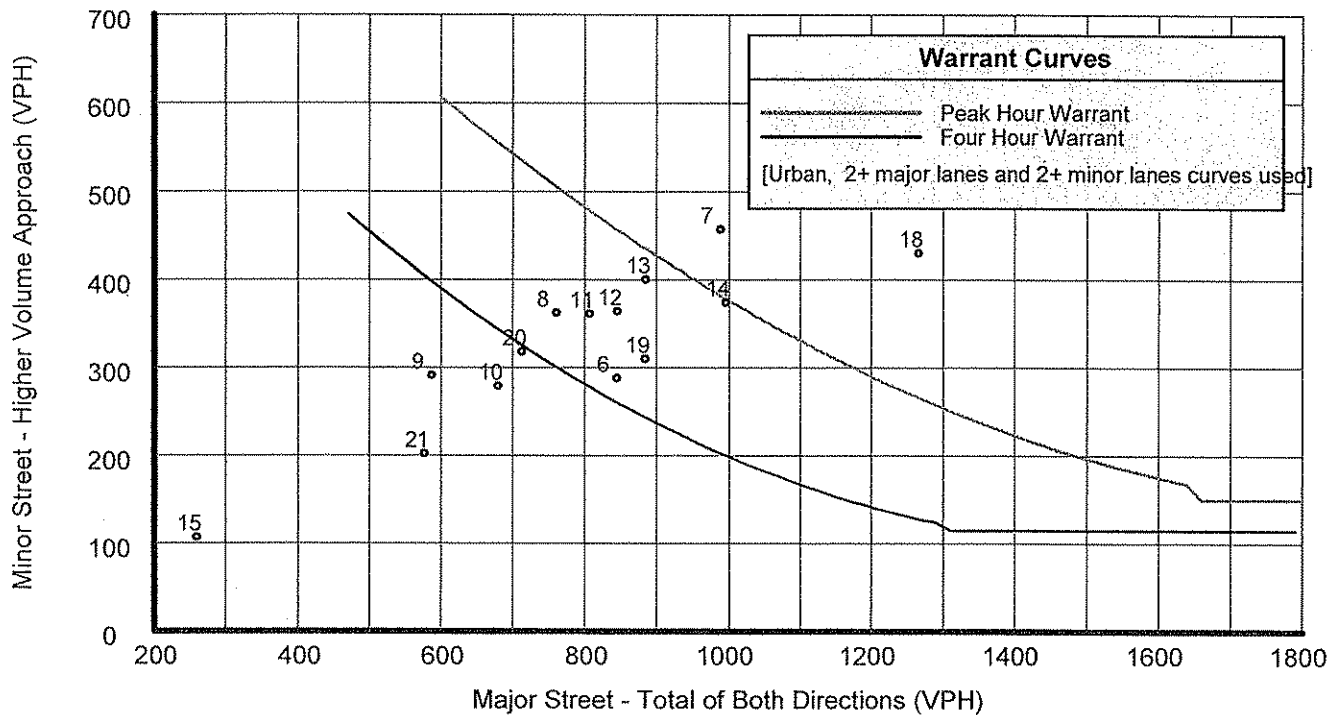
Warrant 1 - Eight Hour Vehicular Volumes	Satisfied
Warrant 1A - Minimum Vehicular Volume	Satisfied
Required volumes reached for 13 hours, 8 are needed	
Warrant 1B - Interruption of Continuous Traffic	Not Satisfied
Required volumes reached for 5 hours, 8 are needed	
Warrant 1 A&B - Combination of Warrants	Satisfied
Required volumes reached for 11 hours, 8 are needed	
Warrant 2 - Four Hour Volumes	Satisfied
Number of hours (11) volumes exceed minimum >= minimum required (4).	
Warrant 3 - Peak Hour	Satisfied
Warrant 3A - Peak Hour Delay	Satisfied
Number of hours (60) volumes exceed minimum >= required (1). Delay data not evaluated.	
Warrant 3B - Peak Hour Volumes	Satisfied
Volumes exceed minimums for at least one hour.	
Warrant 4 - Pedestrian Volumes	Not Evaluated
Warrant 5 - School Crossing	Not Evaluated
Warrant 6 - Coordinated Signal System	Not Evaluated
Warrant 7 - Crash Experience	Not Evaluated
Warrant 8 - Roadway Network	Not Evaluated



Anoka County Highway PC-WARRANTS Traffic Signal Warrant Analysis

Study Name : TMC1114
Study Date : 06/30/11
Page No. : 2

Signal Warrants - Summary



Analysis of 8-Hour Volume Warrants:

Hour Begin	Major Total	Higher Minor Vol	Dir	War-1A			War-1B			War-1A&B		
				Major Crit	Minor Crit	Meets?	Major Crit	Minor Crit	Meets?	Major Crit	Minor Crit	Meets?
00:00	0	0	EB	600-No	200-No	---	900-No	100-No	---	720-No	160-No	---
01:00	0	0	EB	600-No	200-No	---	900-No	100-No	---	720-No	160-No	---
02:00	0	0	EB	600-No	200-No	---	900-No	100-No	---	720-No	160-No	---
03:00	0	0	EB	600-No	200-No	---	900-No	100-No	---	720-No	160-No	---
04:00	0	0	EB	600-No	200-No	---	900-No	100-No	---	720-No	160-No	---
05:00	0	0	EB	600-No	200-No	---	900-No	100-No	---	720-No	160-No	---
06:00	845	288	WB	600-Yes	200-Yes	Both	900-No	100-Yes	Minor	720-Yes	160-Yes	Both
07:00	988	457	WB	600-Yes	200-Yes	Both	900-Yes	100-Yes	Both	720-Yes	160-Yes	Both
08:00	761	362	WB	600-Yes	200-Yes	Both	900-No	100-Yes	Minor	720-Yes	160-Yes	Both
09:00	587	291	WB	600-No	200-Yes	Minor	900-No	100-Yes	Minor	720-No	160-Yes	Minor
10:00	680	279	WB	600-Yes	200-Yes	Both	900-No	100-Yes	Minor	720-No	160-Yes	Minor
11:00	807	361	WB	600-Yes	200-Yes	Both	900-No	100-Yes	Minor	720-Yes	160-Yes	Both
12:00	846	364	WB	600-Yes	200-Yes	Both	900-No	100-Yes	Minor	720-Yes	160-Yes	Both
13:00	885	400	WB	600-Yes	200-Yes	Both	900-No	100-Yes	Minor	720-Yes	160-Yes	Both
14:00	995	374	WB	600-Yes	200-Yes	Both	900-Yes	100-Yes	Both	720-Yes	160-Yes	Both
15:00	260	107	WB	600-No	200-No	---	900-No	100-Yes	Minor	720-No	160-No	---
16:00	1,456	763	WB	600-Yes	200-Yes	Both	900-Yes	100-Yes	Both	720-Yes	160-Yes	Both
17:00	1,587	844	WB	600-Yes	200-Yes	Both	900-Yes	100-Yes	Both	720-Yes	160-Yes	Both
18:00	1,266	430	WB	600-Yes	200-Yes	Both	900-Yes	100-Yes	Both	720-Yes	160-Yes	Both
19:00	884	310	WB	600-Yes	200-Yes	Both	900-No	100-Yes	Minor	720-Yes	160-Yes	Both
20:00	713	318	WB	600-Yes	200-Yes	Both	900-No	100-Yes	Minor	720-No	160-Yes	Minor
21:00	577	202	WB	600-No	200-Yes	Minor	900-No	100-Yes	Minor	720-No	160-Yes	Minor
22:00	0	0	EB	600-No	200-No	---	900-No	100-No	---	720-No	160-No	---
23:00	0	0	EB	600-No	200-No	---	900-No	100-No	---	720-No	160-No	---



Anoka County Highway PC-WARRANTS Traffic Signal Warrant Analysis

Study Name : TMC1114
Study Date : 06/30/11
Page No. : 1

Multi-Way Stop Warrant Report

Major Street Approaches

Northbound: CSAH 51
Total Approach Volume: 8,287
Approach Speed: 40

Southbound: CSAH 51
Total Approach Volume: 5,850
Approach Speed: 40

Minor Street Approaches

Eastbound: CSAH 12
Total Approach Volume: 3,889

Westbound: CSAH 12
Total Approach Volume: 6,150

Warrant Summary

Criteria A - Interim Measure Not Evaluated
If traffic signals are justified, stop signs can be installed as an interim measure.

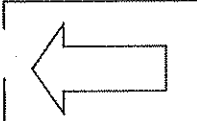
Criteria B - Crash Experience Not Evaluated

Criteria C - Minimum Volumes and Delays Satisfied
Delay data not evaluated
Required volumes reached for 16 hours, 8 are needed

Criteria D - 80% of Volumes, Delays, and Crashes Not Evaluated
Delay data not evaluated
Number of crashes (-1) is less than the minimum required (4).
Required volumes reached for 0 hours, 8 are needed

Analysis of 8 Hour Volume Warrants:

Time	Major Total	Minor Total	Crit C			Crit D		
			Major	Minor Crit	Meets?	Major Crit	Minor Crit	Meets?
05:45 - 06:45	591	319	300-Yes	200-Yes	Both	240-Yes	160-Yes	Both
06:45 - 07:45	1,011	650	300-Yes	200-Yes	Both	240-Yes	160-Yes	Both
07:45 - 08:45	803	609	300-Yes	200-Yes	Both	240-Yes	160-Yes	Both
08:45 - 09:45	639	563	300-Yes	200-Yes	Both	240-Yes	160-Yes	Both
09:45 - 10:45	632	494	300-Yes	200-Yes	Both	240-Yes	160-Yes	Both
10:45 - 11:45	776	565	300-Yes	200-Yes	Both	240-Yes	160-Yes	Both
11:45 - 12:45	847	709	300-Yes	200-Yes	Both	240-Yes	160-Yes	Both
12:45 - 13:45	872	643	300-Yes	200-Yes	Both	240-Yes	160-Yes	Both
13:45 - 14:45	929	695	300-Yes	200-Yes	Both	240-Yes	160-Yes	Both
14:45 - 15:45	554	368	300-Yes	200-Yes	Both	240-Yes	160-Yes	Both
15:45 - 16:45	1,190	677	300-Yes	200-Yes	Both	240-Yes	160-Yes	Both
16:45 - 17:45	1,409	1,449	300-Yes	200-Yes	Both	240-Yes	160-Yes	Both
17:45 - 18:45	1,460	740	300-Yes	200-Yes	Both	240-Yes	160-Yes	Both
18:45 - 19:45	925	564	300-Yes	200-Yes	Both	240-Yes	160-Yes	Both
19:45 - 20:45	749	513	300-Yes	200-Yes	Both	240-Yes	160-Yes	Both
20:45 - 21:45	618	395	300-Yes	200-Yes	Both	240-Yes	160-Yes	Both
05:30 - 06:30	351	184	300-Yes	200-No	Major	240-Yes	160-Yes	Both
00:00 - 01:00	0	0	300-No	200-No	No	240-No	160-No	No
00:15 - 01:15	0	0	300-No	200-No	No	240-No	160-No	No
00:30 - 01:30	0	0	300-No	200-No	No	240-No	160-No	No
00:45 - 01:45	0	0	300-No	200-No	No	240-No	160-No	No
01:00 - 02:00	0	0	300-No	200-No	No	240-No	160-No	No
01:15 - 02:15	0	0	300-No	200-No	No	240-No	160-No	No
01:30 - 02:30	0	0	300-No	200-No	No	240-No	160-No	No



COUNT LOCATION:

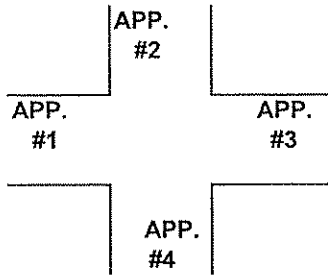
CSAH 51 (University Ave.) @

DATE:

06/23/2011

CSAH 12 (109th Ave.)

NORTH
APP. #1 = CSAH 51
APP. #2 = CSAH 12
APP. #3 = CSAH 51
APP. #4 = CSAH 12



HEAVY VEHICLE- ANY VEHICLE HAVING MORE THAN FOUR TIRES TOUCHING THE PAVEMENT

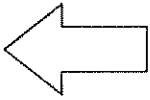
A. TRUCKS- A HEAVY VEHICLE INVOLVED PRIMARILY IN THE TRANSPORT OF GOODS OR IN THE DELIVERY OF A SERVICE.

B. RV- A HEAVY VEHICLE OPERATED BY A PRIVATE MOTORIST AND INVOLVED IN THE TRANSPORT OF RECREATIONAL EQUIPMENT OR FACILITIES.

C. BUSES- A HEAVY VEHICLE INVOLVED IN THE TRANSPORTATION OF GROUPS OF PEOPLE.

TIME	PEDESTRIANS					HEAVY VEHICLES		
	APP. #1	APP. #2	APP. #3	APP. #4	15 MIN TOT	TRUCKS	RV	BUS
6:00-6:15AM						2		2
6:15-6:30						4		2
6:30-6:45		1	1		2	2		3
6:45-7:00						1		3
HOURLY TOTAL					2	HOURLY TOTAL		19
7:00-7:15						1		
7:15-7:30			2		2	10		5
7:30-7:45		1		1	2	7		8
7:45-8:00	1	2			3	4		8
HOURLY TOTAL					7	HOURLY TOTAL		43
8:00-8:15			1		1	5		3
8:15-8:30			1	1	2	5		3
8:30-8:45			2		2	7		5
8:45-9:00	1	1	1	1	4	8		7
HOURLY TOTAL					9	HOURLY TOTAL		43
9:00-9:15						9		1
9:15-9:30			1		1	8		1
9:30-9:45						9	1	3
9:45-10:00				2	2	10		
HOURLY TOTAL					3	HOURLY TOTAL		42
10:00-10:15						10		1
10:15-10:30						8		1
10:30-10:45		1		1	2	13		2
10:45-11:00						8		3
HOURLY TOTAL					2	HOURLY TOTAL		46
11:00-11:15		1	1		2	9		7
11:15-11:30		2	3		5	10		9
11:30-11:45						5		7
11:45-12:00						10		7
HOURLY TOTAL					7	HOURLY TOTAL		64
12:00-12:15			1	2	3			6
12:15-12:30	1		1		2	10		5
12:30-12:45	2				2	4	2	6
12:45-1:00			1		1	6		3
HOURLY TOTAL					8	HOURLY TOTAL		42
1:00-1:15			1		1	12		1
1:15-1:30	1		1		2	4		1
1:30-1:45			1		1	9		3
1:45-2:00	1		3		4	10		
HOURLY TOTAL					8	HOURLY TOTAL		40
TOTAL					46	TOTAL		339

1
2
3
4
5
6
7
8
9
10
11
12
13
14
15
16
17
18
19
20
21
22
23
24
25
26
27
28
29
30
31
32



COUNT LOCATION:

CSAH 51 (University Ave.) @

DATE:

06/21/2011

CSAH 12 (109th Ave.)

NORTH

APP. #1 = CSAH 51

APP. #2 = CSAH 12

APP. #3 = CSAH 51

APP. #4 = CSAH 12

APP. #2

APP. #1

APP. #3

APP. #4

HEAVY VEHICLE- ANY VEHICLE HAVING MORE THAN FOUR TIRES TOUCHING THE PAVEMENT

- A. TRUCKS- A HEAVY VEHICLE INVOLVED PRIMARILY IN THE TRANSPORT OF GOODS OR IN THE DELIVERY OF A SERVICE.
- B. RV- A HEAVY VEHICLE OPERATED BY A PRIVATE MOTORIST AND INVOLVED IN THE TRANSPORT OF RECREATIONAL EQUIPMENT OR FACILITIES.
- C. BUSES- A HEAVY VEHICLE INVOLVED IN THE TRANSPORTATION OF GROUPS OF PEOPLE.

TIME	PEDESTRIANS					HEAVY VEHICLES		
	APP. #1	APP. #2	APP. #3	APP. #4	15 MIN TOT	TRUCKS	RV	BUS
2:00-2:15PM						1		1
2:15-2:30		3			3	2		
2:30-2:45			2		2	6		5
2:45-3:00						2		1
HOURLY TOTAL					5	HOURLY TOTAL		18
3:00-3:15						2		
3:15-3:30		2			2	2		1
3:30-3:45								
3:45-4:00								
HOURLY TOTAL					2	HOURLY TOTAL		5
4:00-4:15						1		2
4:15-4:30						6	2	6
4:30-4:45			1		1	2		2
4:45-5:00						4		3
HOURLY TOTAL					1	HOURLY TOTAL		28
5:00-5:15			2		2	9		
5:15-5:30	1				1	4		1
5:30-5:45	1				1			5
5:45-6:00	4	1			5	1	1	5
HOURLY TOTAL					9	HOURLY TOTAL		26
6:00-6:15			1		1	4		2
6:15-6:30	1	1		1	3	1		
6:30-6:45	1				1	3		2
6:45-7:00						6		2
HOURLY TOTAL					5	HOURLY TOTAL		20
7:00-7:15	1				1	1		
7:15-7:30						4		2
7:30-7:45	1		1	1	3	1		
7:45-8:00	1	1	1	1	4	1		
HOURLY TOTAL					8	HOURLY TOTAL		9
8:00-8:15						3		
8:15-8:30			2	2	4			
8:30-8:45			7	3	10	1	1	
8:45-9:00								
HOURLY TOTAL					14	HOURLY TOTAL		5
9:00-9:15			5		5	1		
9:15-9:30			2		2	1		
9:30-9:45		1			1			
9:45-10:00						3		
HOURLY TOTAL					8	HOURLY TOTAL		5
					TOTAL		TOTAL	455

1
2
3
4
5
6
7
8
9
10
11
12
13
14
15
16
17
18
19
20
21
22
23
24
25
26
27
28
29
30
31
32