

Date : 06/28/11

Count Number : TMC1116

Location : CSAH 11 (Foley Blvd.)

@ Egret Blvd.

Collection Period : 6:00AM - 10:00PM

14980
#2
CSAH 11

7307	D	694
6258	E	
355	F	

7673

#1

6748		3459
3289	C	663
	B	1463
	A	1163

Egret Blvd.


Egret Blvd.

529	G	3029
1695	H	
805	J	

#3

2935

5964



North

EXISTING LANES OF APPROACH				TOTAL
	RIGHT TURN LANE	LEFT TURN LANE	THRU LANES	
#1	0	1	1	2
#2	0	1	2	3
#3	0	1	1	2
#4	0	1	2	3

1070	M	8668
6481	L	
1117	K	

8226

CSAH 11

#4

16894

Anoka County Highway Department

Traffic Volume and Turning

Movement Study

Date : 06/29/11

Count Number : TMC1116

Location : CSAH 11 (Foley Blvd.)

@ Egret Blvd.


Collection Period : AM PEAK

Hour : 6:45 AM - 7:45 AM

CSAH 11 #2 1169

978	10	T
929		F
39		D

191



North

Egret Blvd.

9	152
64	
79	

#3

240

88

206	30	C
	57	B
	119	A

#1

343

137

Egret Blvd.

EXISTING LANES OF APPROACH				TOTAL
	RIGHT TURN LANE	LEFT TURN LANE	THRU LANES	
#1	0	1	1	2
#2	0	1	2	3
#3	0	1	1	2
#4	0	1	2	3

207	152	L
34		M
21		K

#4

1127

CSAH 11

1334

Anoka County Highway Department

Traffic Volume and Turning

Movement Study

Date : 06/28/11


Count Number : TMC1116

Location : CSAH 11 (Foley Blvd.)

@ Egret Blvd.

Collection Period : PM PEAK

Hour : 4:30 PM - 5:30 PM



North

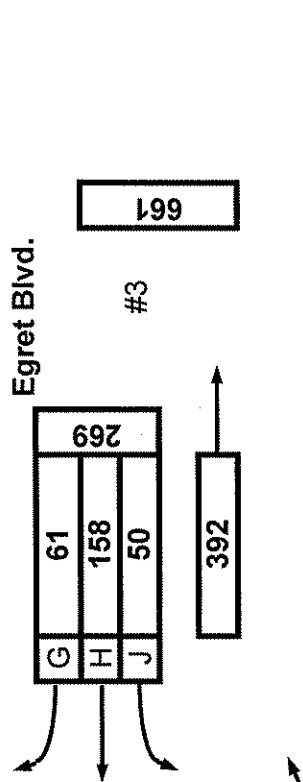
1705

#2

CSAH 11

484	28	T
402		F
54		D

1221



#3

661

306	70	C
159		B
77		A

#1

669

Egret Blvd.

EXISTING LANES OF APPROACH				TOTAL
RIGHT TURN LANE	LEFT TURN LANE	THRU LANES		
0	1	1	2	2
0	1	2	3	3
0	1	1	2	2
0	1	2	3	3

151	1446
1090	
205	

#4

529

CSAH 11

1975

Anoka County Highway Department
 Traffic Volume and Turning
 Movement Study



Anoka County Highway Department

Traffic Engineering Section

Traffic Volume and Turning Movement Study

File Name : tmc1116
 Site Code : 11160202
 Start Date : 06/28/2011
 Page No : 1

Weather: Sunny/Warm
 Counter: DB-400
 Counted by: Paige/Rachel

Groups Printed- Unshifted

Start Time	Foley Blvd. Southbound					Egret Blvd. Westbound					Foley Blvd. Northbound					Egret Blvd. Eastbound					Exclu. Total	Inclu. Total	Int. Total
	Left	Thru	Right	Heavys	App. Total	Left	Thru	Right	Heavys	App. Total	Left	Thru	Right	Heavys	App. Total	Left	Thru	Right	Heavys	App. Total			
06:00	2	165	3	0	170	12	7	1	1	20	3	23	4	0	30	5	8	20	0	33	1	253	254
06:15	3	213	5	0	221	25	11	0	0	36	4	21	6	0	31	2	15	29	1	46	1	334	335
06:30	3	209	3	1	215	18	15	3	0	36	4	28	2	0	34	8	15	39	1	62	2	347	349
06:45	1	227	10	2	238	12	13	1	0	26	3	43	3	0	49	9	13	30	2	52	4	365	369
Total	9	814	21	3	844	67	46	5	1	118	14	115	15	0	144	24	51	118	4	193	8	1299	1307
07:00	3	227	8	4	238	22	13	2	0	37	4	30	3	2	37	8	11	33	0	52	6	364	370
07:15	4	216	12	4	232	25	20	2	3	47	14	39	7	2	60	5	11	23	1	39	10	378	388
07:30	2	259	9	4	270	20	18	4	3	42	13	40	8	7	61	8	22	33	2	63	16	436	452
07:45	2	172	10	2	184	12	12	2	0	26	7	35	3	3	45	7	19	21	2	47	7	302	309
Total	11	874	39	14	924	79	63	10	6	152	38	144	21	14	203	28	63	110	5	201	39	1480	1519
08:00	2	149	12	3	163	12	21	5	3	38	16	48	10	3	74	11	16	18	2	45	11	320	331
08:15	4	156	7	2	167	18	14	3	1	35	6	37	7	1	50	7	16	23	0	46	4	298	302
08:30	3	123	13	5	139	17	20	3	0	40	7	42	6	6	55	6	11	16	1	33	12	267	279
08:45	5	113	10	4	128	14	16	5	0	35	11	63	8	6	82	5	15	21	1	41	11	286	297
Total	14	541	42	14	597	61	71	16	4	148	40	190	31	16	261	29	58	78	4	165	38	1171	1209
09:00	4	90	9	3	103	12	7	9	1	28	7	54	9	0	70	12	15	20	1	47	5	248	253
09:15	5	69	7	6	81	10	18	0	1	28	10	47	7	5	64	5	11	17	1	33	13	206	219
09:30	7	79	5	2	91	5	18	6	0	29	12	50	8	0	70	1	13	14	0	28	2	218	220
09:45	4	77	8	2	89	16	20	5	2	41	9	62	15	2	86	10	24	21	2	55	8	271	279
Total	20	315	29	13	364	43	63	20	4	126	38	213	39	7	290	28	63	72	4	163	28	943	971
10:00	4	86	9	1	99	17	19	2	1	38	10	66	12	3	88	13	27	13	1	53	6	278	284
10:15	8	80	3	5	91	11	18	5	1	34	6	94	12	3	112	13	20	14	1	47	10	284	294
10:30	4	87	5	1	96	13	26	6	0	45	13	82	10	1	105	6	10	13	1	29	3	275	278
10:45	7	84	17	1	108	16	15	10	0	41	11	77	19	3	107	10	11	11	1	32	5	288	293
Total	23	337	34	8	394	57	78	23	2	158	40	319	53	10	412	42	68	51	4	161	24	1125	1149
11:00	6	89	9	2	104	13	22	8	0	43	14	77	10	1	101	12	30	24	4	66	7	314	321
11:15	8	82	11	3	101	11	23	6	2	40	6	68	13	4	87	8	22	18	1	48	10	276	286
11:30	5	91	12	11	108	7	20	7	3	34	19	72	14	4	105	7	17	25	3	49	21	296	317
11:45	9	108	9	1	126	12	22	5	2	39	9	76	17	1	102	13	25	14	1	52	5	319	324
Total	28	370	41	17	439	43	87	26	7	156	48	293	54	10	395	40	94	81	9	215	43	1205	1248
12:00	6	86	10	2	102	22	19	9	1	50	11	66	20	4	97	4	25	23	0	52	7	301	308
12:15	3	81	10	2	94	18	36	5	1	59	14	71	13	1	98	20	25	20	1	65	5	316	321
12:30	6	99	11	2	116	14	24	6	1	44	19	82	16	6	117	13	24	26	1	63	10	340	350
12:45	6	90	6	1	102	12	26	14	2	52	15	90	14	2	119	15	28	20	3	63	8	336	344
Total	21	356	37	7	414	66	105	34	5	205	59	309	63	13	431	52	102	89	5	243	30	1293	1323
13:00	5	96	14	2	115	10	18	3	1	31	14	77	17	2	108	8	18	16	4	42	9	296	305
13:15	7	78	9	1	94	10	22	7	1	39	12	69	6	0	87	12	29	16	4	57	6	277	283
13:30	6	76	7	1	89	13	20	14	1	47	15	75	12	3	102	9	20	13	1	42	6	280	286
13:45	5	81	13	2	99	11	20	9	0	40	17	89	11	3	117	8	24	20	2	52	7	308	315
Total	23	331	43	6	397	44	80	33	3	157	58	310	46	8	414	37	91	65	11	193	28	1161	1189
14:00	6	73	11	1	90	14	26	5	1	45	14	84	17	3	115	13	20	14	0	47	5	297	302
14:15	4	86	9	2	99	16	24	10	1	50	7	96	19	3	122	12	24	26	4	62	10	333	343
14:30	6	79	16	2	101	14	25	4	1	43	23	106	13	2	142	18	37	19	0	74	5	360	365
14:45	6	57	10	2	73	11	24	7	0	42	20	120	27	3	167	8	21	14	2	43	7	325	332
Total	22	295	46	7	363	55	99	26	3	180	64	406	76	11	546	51	102	73	6	226	27	1315	1342
15:00	6	72	8	3	86	12	20	8	3	40	15	131	27	3	173	14	19	20	1	53	10	352	362
15:15	5	85	12	2	102	11	35	9	2	55	27	139	27	3	193	9	29	28	0	66	7	416	423
15:30	7	76	13	2	96	10	31	9	0	50	25	165	32	0	222	17	15	24	0	56	2	424	426
15:45	12	30	30	1	72	15	95	28	1	138	32	195	34	0	261	0	2	0	0	2	2	473	475
Total	30	263	63	8	356	48	181	54	6	283	99	630	120	6	849	40	65	72	1	177	21	1865	1886
16:00	10	20	23	0	53	19	106	21	1	146	33	209	39	0	281	0	0	0	0	0	1	480	481
16:15	7	64	21	3	92	7	41	12	3	60	21	162	29	1	212	21	75	24	0	120	7	484	491
16:30	7	115	15	2	137	10	36	12	0	58	35	268	51	2	354	20	33	16	2	69	6	618	624
16:45	8	94	10	1	112	10	44	21	0	75	47	305	43	3	395	17	42	24	1	83	5	665	670
Total	32	293	69	6	394	46	227	66	4	339	136	944	162	6	1242	58	150	64	3	272	19	2247	2266
17:00	6	85	14	1	105	17	42	12	2	71	36	255	55	0	346	13	40	17	0	70	3	592	595
17:15	7	108	15	1	130	13	36	16	1	65	33	262	56	1	351	20	44	20	1	84	4	630	634
17:30	5	93	15	2	113	19	44	13	0	76	33	218	51	3	302	16	34	21	0	71	5	562	567
17:45	6	100	6	2	112	18	32	16	1	66	37	252	44	2	333	19	38	15	1	72	6	583	589



Anoka County Highway Department

Traffic Engineering Section

Traffic Volume and Turning Movement Study

Weather: Sunny/Warm
 Counter: DB-400
 Counted by: Paige/Rachel

File Name : tmc1116
 Site Code : 11160202
 Start Date : 06/28/2011
 Page No : 2

Groups Printed- Unshifted

Start Time	Foley Blvd. Southbound					Egret Blvd. Westbound					Foley Blvd. Northbound					Egret Blvd. Eastbound					Exclu. Total	Inclu. Total	Int. Total
	Left	Thru	Right	Heavys	App. Total	Left	Thru	Right	Heavys	App. Total	Left	Thru	Right	Heavys	App. Total	Left	Thru	Right	Heavys	App. Total			
18:30	6	82	15	2	103	12	41	15	0	68	26	152	21	0	199	19	36	22	0	77	2	447	449
18:45	8	80	15	0	103	8	32	9	2	49	25	124	15	0	164	12	22	23	1	57	3	373	376
Total	34	336	66	2	436	44	152	55	4	251	104	587	88	3	779	55	138	82	3	275	12	1741	1753
19:00	11	87	10	0	108	9	31	11	0	51	25	125	15	1	165	17	31	14	0	62	1	386	387
19:15	8	92	11	0	111	9	26	6	1	41	24	107	18	4	149	8	37	23	1	68	6	369	375
19:30	2	90	11	1	103	7	20	11	0	38	10	94	18	0	122	12	20	16	0	48	1	311	312
19:45	3	69	18	1	90	4	30	9	0	43	15	97	13	1	125	7	22	11	0	40	2	298	300
Total	24	338	50	2	412	29	107	37	1	173	74	423	64	6	561	44	110	64	1	218	10	1364	1374
20:00	5	67	9	1	81	11	27	10	0	48	14	79	10	0	103	8	18	7	1	33	2	265	267
20:15	1	59	9	0	69	9	30	5	0	44	21	80	13	1	114	6	22	12	0	40	1	267	268
20:30	4	64	10	2	78	6	24	9	0	39	12	87	5	0	104	7	24	17	0	48	2	269	271
20:45	11	46	9	0	66	9	25	12	0	46	11	82	14	0	107	10	14	6	0	30	0	249	249
Total	21	236	37	3	294	35	106	36	0	177	58	328	42	1	428	31	78	42	1	151	5	1050	1055
21:00	4	59	11	0	74	7	16	5	0	28	11	88	13	0	112	9	25	10	0	44	0	258	258
21:15	4	49	5	0	58	5	17	8	0	30	17	68	9	0	94	10	20	11	0	41	0	223	223
21:30	7	32	8	0	47	5	17	12	0	34	17	73	8	0	98	9	10	3	0	22	0	201	201
21:45	4	33	3	1	40	4	26	6	0	36	16	54	7	0	77	8	19	5	0	32	1	185	186
Total	19	173	27	1	219	21	76	31	0	128	61	283	37	0	381	36	74	29	0	139	1	867	868
Grand Total	355	6258	694	117	7307	805	1695	529	54	3029	1070	6481	1117	117	8668	663	1463	1163	63	3289	351	22293	22644
Apprch %	4.9	85.6	9.5			26.6	56	17.5			12.3	74.8	12.9			20.2	44.5	35.4					
Total %	1.6	28.1	3.1		32.8	3.6	7.6	2.4		13.6	4.8	29.1	5		38.9	3	6.6	5.2		14.8	1.6	98.4	

Start Time	Foley Blvd. Southbound				Egret Blvd. Westbound				Foley Blvd. Northbound				Egret Blvd. Eastbound				Int. Total
	Left	Thru	Right	App. Total	Left	Thru	Right	App. Total	Left	Thru	Right	App. Total	Left	Thru	Right	App. Total	
Peak Hour Analysis From 06:00 to 11:45 - Peak 1 of 1																	
Peak Hour for Entire Intersection Begins at 06:45																	
06:45	1	227	10	238	12	13	1	26	3	43	3	49	9	13	30	52	365
07:00	3	227	8	238	22	13	2	37	4	30	3	37	8	11	33	52	364
07:15	4	216	12	232	25	20	2	47	14	39	7	60	5	11	23	39	378
07:30	2	259	9	270	20	18	4	42	13	40	8	61	8	22	33	63	436
Total Volume	10	929	39	978	79	64	9	152	34	152	21	207	30	57	119	206	1543
% App. Total	1	95	4		52	42.1	5.9		16.4	73.4	10.1		14.6	27.7	57.8		
PHF	.625	.897	.813	.906	.790	.800	.563	.809	.607	.884	.656	.848	.833	.648	.902	.817	.885

Start Time	Foley Blvd. Southbound				Egret Blvd. Westbound				Foley Blvd. Northbound				Egret Blvd. Eastbound				Int. Total
	Left	Thru	Right	App. Total	Left	Thru	Right	App. Total	Left	Thru	Right	App. Total	Left	Thru	Right	App. Total	
Peak Hour Analysis From 12:00 to 21:45 - Peak 1 of 1																	
Peak Hour for Entire Intersection Begins at 16:30																	
16:30	7	115	15	137	10	36	12	58	35	268	51	354	20	33	16	69	618
16:45	8	94	10	112	10	44	21	75	47	305	43	395	17	42	24	83	665
17:00	6	85	14	105	17	42	12	71	36	255	55	346	13	40	17	70	592
17:15	7	108	15	130	13	36	16	65	33	262	56	351	20	44	20	84	630
Total Volume	28	402	54	484	50	158	61	269	151	1090	205	1446	70	159	77	306	2505
% App. Total	5.8	83.1	11.2		18.6	58.7	22.7		10.4	75.4	14.2		22.9	52	25.2		
PHF	.875	.874	.900	.883	.735	.898	.726	.897	.803	.893	.915	.915	.875	.903	.802	.911	.942



Anoka County Highway
PC-WARRANTS
 Traffic Signal Warrant Analysis

Study Name : **TMC1116**
 Study Date : **07/06/11**
 Page No. : **1**

Signal Warrants - Summary

Major Street Approaches

Northbound: Foley Blvd.
 Number of Lanes: **2**
 Approach Speed: **40**
 Total Approach Volume: **8,668**

Southbound: Foley Blvd.
 Number of Lanes: **2**
 Approach Speed: **40**
 Total Approach Volume: **7,307**

Minor Street Approaches

Eastbound: Egret Blvd.
 Number of Lanes: **2**
 Total Approach Volume: **3,289**

Westbound: Egret Blvd.
 Number of Lanes: **2**
 Total Approach Volume: **3,029**

Warrant Summary (Urban values apply.)

Warrant 1 - Eight Hour Vehicular Volumes	Satisfied
Warrant 1A - Minimum Vehicular Volume	Satisfied
Required volumes reached for 9 hours, 8 are needed	
Warrant 1B - Interruption of Continuous Traffic	Satisfied
Required volumes reached for 8 hours, 8 are needed	
Warrant 1 A&B - Combination of Warrants	Satisfied
Required volumes reached for 14 hours, 8 are needed	
Warrant 2 - Four Hour Volumes	Satisfied
Number of hours (6) volumes exceed minimum >= minimum required (4).	
Warrant 3 - Peak Hour	Satisfied
Warrant 3A - Peak Hour Delay	Satisfied
Number of hours (57) volumes exceed minimum >= required (1). Delay data not evaluated.	
Warrant 3B - Peak Hour Volumes	Satisfied
Volumes exceed minimums for at least one hour.	
Warrant 4 - Pedestrian Volumes	Not Evaluated
Warrant 5 - School Crossing	Not Evaluated
Warrant 6 - Coordinated Signal System	Not Evaluated
Warrant 7 - Crash Experience	Not Evaluated
Warrant 8 - Roadway Network	Not Evaluated

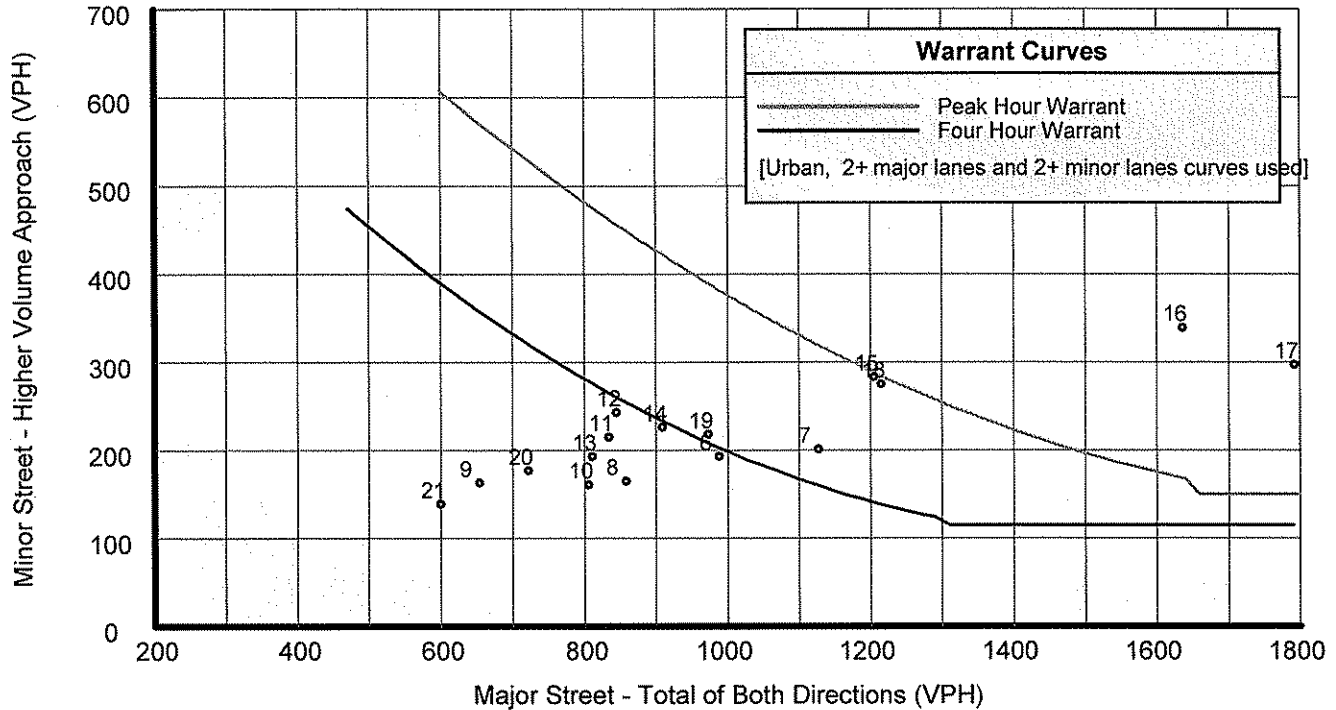


Anoka County Highway PC-WARRANTS

Traffic Signal Warrant Analysis

Study Name : TMC1116
Study Date : 07/06/11
Page No. : 2

Signal Warrants - Summary



Analysis of 8-Hour Volume Warrants:

Hour Begin	Major Total	Higher Minor Vol	Dir	War-1A			War-1B			War-1A&B		
				Major Crit	Minor Crit	Meets?	Major Crit	Minor Crit	Meets?	Major Crit	Minor Crit	Meets?
00:00	0	0	EB	600-No	200-No	---	900-No	100-No	---	720-No	160-No	---
01:00	0	0	EB	600-No	200-No	---	900-No	100-No	---	720-No	160-No	---
02:00	0	0	EB	600-No	200-No	---	900-No	100-No	---	720-No	160-No	---
03:00	0	0	EB	600-No	200-No	---	900-No	100-No	---	720-No	160-No	---
04:00	0	0	EB	600-No	200-No	---	900-No	100-No	---	720-No	160-No	---
05:00	0	0	EB	600-No	200-No	---	900-No	100-No	---	720-No	160-No	---
06:00	988	193	EB	600-Yes	200-No	Major	900-Yes	100-Yes	Both	720-Yes	160-Yes	Both
07:00	1,127	201	EB	600-Yes	200-Yes	Both	900-Yes	100-Yes	Both	720-Yes	160-Yes	Both
08:00	858	165	EB	600-Yes	200-No	Major	900-No	100-Yes	Minor	720-Yes	160-Yes	Both
09:00	654	163	EB	600-Yes	200-No	Major	900-No	100-Yes	Minor	720-No	160-Yes	Minor
10:00	806	161	EB	600-Yes	200-No	Major	900-No	100-Yes	Minor	720-Yes	160-Yes	Both
11:00	834	215	EB	600-Yes	200-Yes	Both	900-No	100-Yes	Minor	720-Yes	160-Yes	Both
12:00	845	243	EB	600-Yes	200-Yes	Both	900-No	100-Yes	Minor	720-Yes	160-Yes	Both
13:00	811	193	EB	600-Yes	200-No	Major	900-No	100-Yes	Minor	720-Yes	160-Yes	Both
14:00	909	226	EB	600-Yes	200-Yes	Both	900-Yes	100-Yes	Both	720-Yes	160-Yes	Both
15:00	1,205	283	WB	600-Yes	200-Yes	Both	900-Yes	100-Yes	Both	720-Yes	160-Yes	Both
16:00	1,636	339	WB	600-Yes	200-Yes	Both	900-Yes	100-Yes	Both	720-Yes	160-Yes	Both
17:00	1,792	297	EB	600-Yes	200-Yes	Both	900-Yes	100-Yes	Both	720-Yes	160-Yes	Both
18:00	1,215	275	EB	600-Yes	200-Yes	Both	900-Yes	100-Yes	Both	720-Yes	160-Yes	Both
19:00	973	218	EB	600-Yes	200-Yes	Both	900-Yes	100-Yes	Both	720-Yes	160-Yes	Both
20:00	722	177	WB	600-Yes	200-No	Major	900-No	100-Yes	Minor	720-Yes	160-Yes	Both
21:00	600	139	EB	600-Yes	200-No	Major	900-No	100-Yes	Minor	720-No	160-No	---
22:00	0	0	EB	600-No	200-No	---	900-No	100-No	---	720-No	160-No	---
23:00	0	0	EB	600-No	200-No	---	900-No	100-No	---	720-No	160-No	---



**Anoka County Highway
PC-WARRANTS
Traffic Signal Warrant Analysis**

Study Name :
Study Date : 07/06/11
Page No. : 1

Multi-Way Stop Warrant Report

Major Street Approaches

Northbound: Foley Blvd.
Total Approach Volume: 8,668
Approach Speed: 40

Southbound: Foley Blvd.
Total Approach Volume: 7,307
Approach Speed: 40

Minor Street Approaches

Eastbound: Egret Blvd.
Total Approach Volume: 3,289

Westbound: Egret Blvd.
Total Approach Volume: 3,029

Warrant Summary

Criteria A - Interim Measure Not Evaluated
If traffic signals are justified, stop signs can be installed as an interim measure.

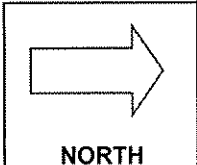
Criteria B - Crash Experience Not Evaluated

Criteria C - Minimum Volumes and Delays Satisfied
Delay data not evaluated
Required volumes reached for 16 hours, 8 are needed

Criteria D - 80% of Volumes, Delays, and Crashes Not Evaluated
Delay data not evaluated
Number of crashes (-1) is less than the minimum required (4).
Required volumes reached for 16 hours, 8 are needed

Analysis of 8 Hour Volume Warrants:

Time	Major	Minor	Crit C			Crit D		
	Total	Total	Major	Minor Crit	Meets?	Major Crit	Minor Crit	Meets?
05:45 - 06:45	701	233	300-Yes	200-Yes	Both	240-Yes	160-Yes	Both
06:45 - 07:45	1,185	358	300-Yes	200-Yes	Both	240-Yes	160-Yes	Both
07:45 - 08:45	877	310	300-Yes	200-Yes	Both	240-Yes	160-Yes	Both
08:45 - 09:45	689	269	300-Yes	200-Yes	Both	240-Yes	160-Yes	Both
09:45 - 10:45	766	342	300-Yes	200-Yes	Both	240-Yes	160-Yes	Both
10:45 - 11:45	821	353	300-Yes	200-Yes	Both	240-Yes	160-Yes	Both
11:45 - 12:45	852	424	300-Yes	200-Yes	Both	240-Yes	160-Yes	Both
12:45 - 13:45	816	373	300-Yes	200-Yes	Both	240-Yes	160-Yes	Both
13:45 - 14:45	885	413	300-Yes	200-Yes	Both	240-Yes	160-Yes	Both
14:45 - 15:45	1,112	405	300-Yes	200-Yes	Both	240-Yes	160-Yes	Both
15:45 - 16:45	1,462	593	300-Yes	200-Yes	Both	240-Yes	160-Yes	Both
16:45 - 17:45	1,854	595	300-Yes	200-Yes	Both	240-Yes	160-Yes	Both
17:45 - 18:45	1,393	558	300-Yes	200-Yes	Both	240-Yes	160-Yes	Both
18:45 - 19:45	1,025	414	300-Yes	200-Yes	Both	240-Yes	160-Yes	Both
19:45 - 20:45	764	335	300-Yes	200-Yes	Both	240-Yes	160-Yes	Both
20:45 - 21:45	656	275	300-Yes	200-Yes	Both	240-Yes	160-Yes	Both
05:30 - 06:30	452	135	300-Yes	200-No	Major	240-Yes	160-No	Major
00:00 - 01:00	0	0	300-No	200-No	No	240-No	160-No	No
00:15 - 01:15	0	0	300-No	200-No	No	240-No	160-No	No
00:30 - 01:30	0	0	300-No	200-No	No	240-No	160-No	No
00:45 - 01:45	0	0	300-No	200-No	No	240-No	160-No	No
01:00 - 02:00	0	0	300-No	200-No	No	240-No	160-No	No
01:15 - 02:15	0	0	300-No	200-No	No	240-No	160-No	No
01:30 - 02:30	0	0	300-No	200-No	No	240-No	160-No	No



COUNT LOCATION:

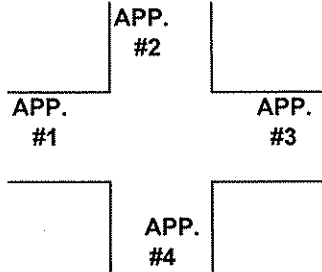
CSAH 11 (Foley Blvd.) @

DATE:

06/29/2011

Egret Blvd.

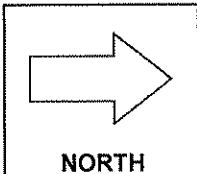
NORTH
APP. #1 = Foley Blvd.
APP. #2 = Egret Blvd.
APP. #3 = Foley Blvd.
APP. #4 = Egret Blvd.



- HEAVY VEHICLE- ANY VEHICLE HAVING MORE THAN FOUR TIRES TOUCHING THE PAVEMENT
- A. TRUCKS- A HEAVY VEHICLE INVOLVED PRIMARILY IN THE TRANSPORT OF GOODS OR IN THE DELIVERY OF A SERVICE.
 - B. RV- A HEAVY VEHICLE OPERATED BY A PRIVATE MOTORIST AND INVOLVED IN THE TRANSPORT OF RECREATIONAL EQUIPMENT OR FACILITIES.
 - C. BUSES- A HEAVY VEHICLE INVOLVED IN THE TRANSPORTATION OF GROUPS OF PEOPLE.

TIME	PEDESTRIANS					HEAVY VEHICLES		
	APP. #1	APP. #2	APP. #3	APP. #4	15 MIN TOT	TRUCKS	RV	BUS
6:00-6:15AM								1
6:15-6:30	1				1			1
6:30-6:45				1	1	1		1
6:45-7:00	1		1		2	2		3
HOURLY TOTAL					4	HOURLY TOTAL		9
7:00-7:15	1				1	2		3
7:15-7:30	1		1		2	5		5
7:30-7:45						6		9
7:45-8:00						4		2
HOURLY TOTAL					3	HOURLY TOTAL		36
8:00-8:15						7		3
8:15-8:30				1	1	2		2
8:30-8:45	2		1		3	10		3
8:45-9:00	1			2	3	6		5
HOURLY TOTAL					7	HOURLY TOTAL		38
9:00-9:15						4		2
9:15-9:30	2	1			3	9		4
9:30-9:45		2	2		4	1		1
9:45-10:00						5		3
HOURLY TOTAL					7	HOURLY TOTAL		29
10:00-10:15	1	1	2		4	5		1
10:15-10:30	1		2	1	4	6		2
10:30-10:45						2		
10:45-11:00						4		1
HOURLY TOTAL					8	HOURLY TOTAL		21
11:00-11:15						4		3
11:15-11:30	2			1	3	3		7
11:30-11:45	5		1		6	12		9
11:45-12:00						2		3
HOURLY TOTAL					9	HOURLY TOTAL		43
12:00-12:15			1	1	2	2		3
12:15-12:30						5		1
12:30-12:45	4			3	7	4		5
12:45-1:00	1		3	4	8	6		3
HOURLY TOTAL					17	HOURLY TOTAL		29
1:00-1:15						6		2
1:15-1:30		1			1	3		1
1:30-1:45						4		1
1:45-2:00	2			1	3	4		3
HOURLY TOTAL					4	HOURLY TOTAL		24
TOTAL					59	TOTAL		229

1
2
3
4
5
6
7
8
9
10
11
12
13
14
15
16
17
18
19
20
21
22
23
24
25
26
27
28
29
30
31
32



COUNT LOCATION:

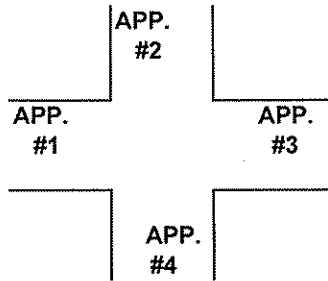
CSAH 11 (Foley Blvd.) @

DATE:

06/28/2011

Egret Blvd.

APP. #1 = Foley Blvd.
APP. #2 = Egret Blvd.
APP. #3 = Foley Blvd.
APP. #4 = Egret Blvd.



- HEAVY VEHICLE- ANY VEHICLE HAVING MORE THAN FOUR TIRES TOUCHING THE PAVEMENT
- A. TRUCKS- A HEAVY VEHICLE INVOLVED PRIMARILY IN THE TRANSPORT OF GOODS OR IN THE DELIVERY OF A SERVICE.
 - B. RV- A HEAVY VEHICLE OPERATED BY A PRIVATE MOTORIST AND INVOLVED IN THE TRANSPORT OF RECREATIONAL EQUIPMENT OR FACILITIES.
 - C. BUSES- A HEAVY VEHICLE INVOLVED IN THE TRANSPORTATION OF GROUPS OF PEOPLE.

TIME	PEDESTRIANS					HEAVY VEHICLES		
	APP. #1	APP. #2	APP. #3	APP. #4	15 MIN TOT	TRUCKS	RV	BUS
2:00-2:15PM			1	1	2	4		1
2:15-2:30				2	2	6		3
2:30-2:45				6	6	5		
2:45-3:00						4		4
HOURLY TOTAL					10	HOURLY TOTAL		27
3:00-3:15				1	1	10		
3:15-3:30	2		1		3	5		4
3:30-3:45								
3:45-4:00	3	1	2	1	7	1		1
HOURLY TOTAL					11	HOURLY TOTAL		21
4:00-4:15	4			4	8	1		
4:15-4:30	1				1	6		2
4:30-4:45				1	1	5		1
4:45-5:00	1		1		2	3		2
HOURLY TOTAL					12	HOURLY TOTAL		20
5:00-5:15			1		1	3		
5:15-5:30		1	1	1	3	3		1
5:30-5:45						4		1
5:45-6:00	1		1	2	4	2		4
HOURLY TOTAL					8	HOURLY TOTAL		18
6:00-6:15			2		2	2	1	
6:15-6:30	1	1		3	5	2		1
6:30-6:45	5	2	1	2	10	2		
6:45-7:00				1	1	2		1
HOURLY TOTAL					18	HOURLY TOTAL		11
7:00-7:15	1		4	4	9	1		
7:15-7:30	1	1	1		3	4		1
7:30-7:45	6		1	6	13	1		
7:45-8:00	1			3	4	2		
HOURLY TOTAL					29	HOURLY TOTAL		9
8:00-8:15	2		1	1	4	2		
8:15-8:30	8			4	12	1		
8:30-8:45	1			3	4	2		
8:45-9:00								
HOURLY TOTAL					20	HOURLY TOTAL		5
9:00-9:15			1		1			
9:15-9:30				2	2			
9:30-9:45								
9:45-10:00						1		
HOURLY TOTAL					3	HOURLY TOTAL		1
				TOTAL	170		TOTAL	341

1
2
3
4
5
6
7
8
9
10
11
12
13
14
15
16
17
18
19
20
21
22
23
24
25
26
27
28
29
30
31
32