


Date : 08/08/11

Count Number : TMC1127

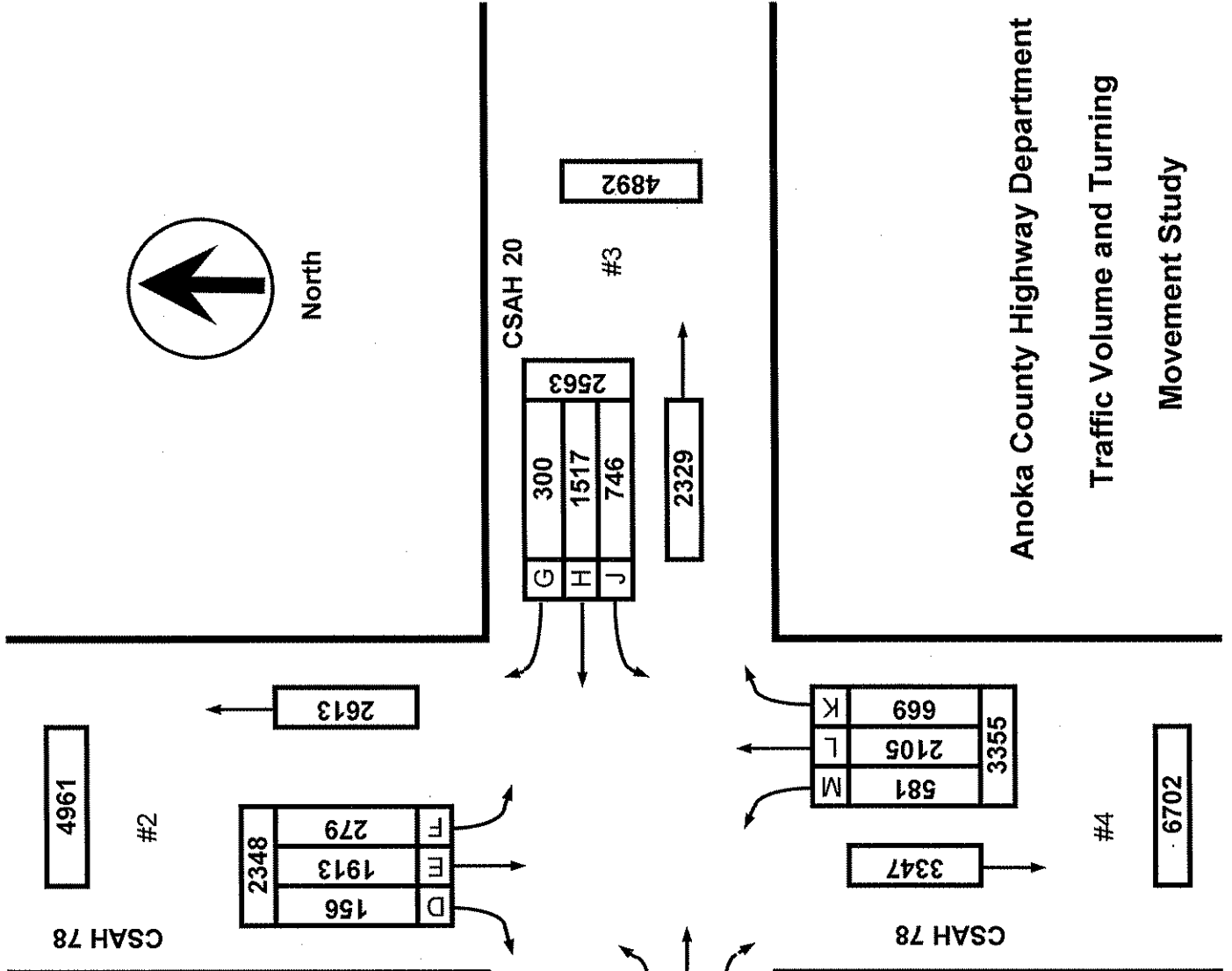
Location : CSAH 78 (Hanson Blvd.)

@ CSAH 20 (161st Ave.)

Collection Period : 6:00AM - 10:00PM



North



	EXISTING LANES OF APPROACH			TOTAL
	RIGHT TURN LANE	LEFT TURN LANE	THRU LANES	
#1	1	0	1	2
#2	1	0	1	2
#3	1	0	1	2
#4	1	0	1	2

Anoka County Highway Department
Traffic Volume and Turning
Movement Study

Date : 08/11/11


Count Number : TMC1127

Location : CSAH 78 (Hanson Blvd.)

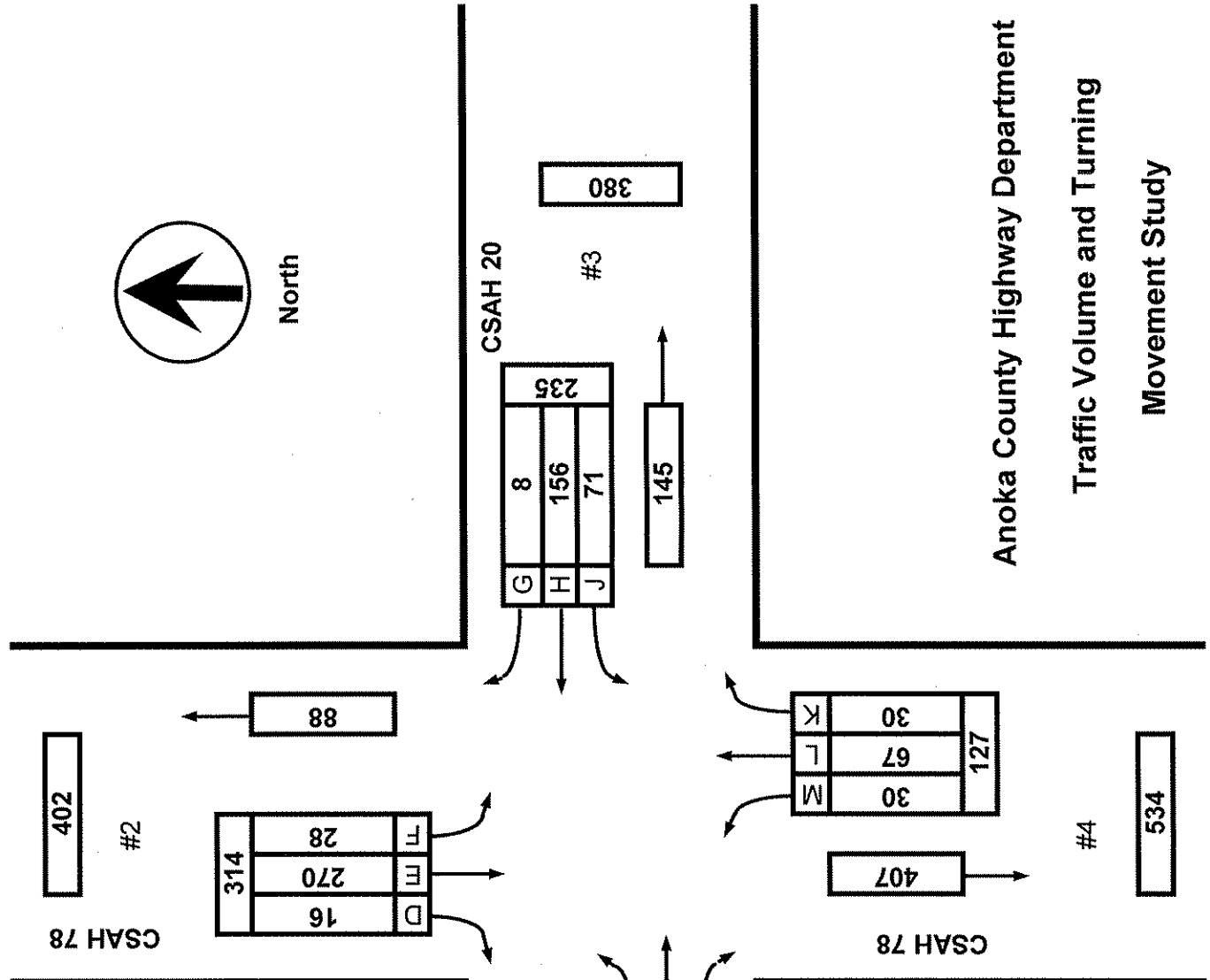
@ CSAH 20 (161st Ave.)

Collection Period : AM PEAK

Hour : 7:15 AM - 8:15 AM



North



	EXISTING LANES OF APPROACH			TOTAL
	RIGHT TURN LANE	LEFT TURN LANE	THRU LANES	
#1	1	0	1	2
#2	1	0	1	2
#3	1	0	1	2
#4	1	0	1	2

Anoka County Highway Department
 Traffic Volume and Turning
 Movement Study

Date : 08/08/11

Count Number : TMC1127

Location : CSAH 78 (Hanson Blvd.)

@ CSAH 20 (161st Ave.)

Collection Period : PM PEAK

Hour : 4:15 PM - 5:15 PM


CSAH 78

#2

537

D	10	F	12
E	139	G	161

376



North

CSAH 20

#1

417

A	56	C	31
B	133	D	220

CSAH 20

197

#3

G	51	I	234
H	136	J	47

211

445

CSAH 78

#4

242

M	51	K	66
L	294	J	411

653

EXISTING LANES OF APPROACH				TOTAL
RIGHT TURN LANE	LEFT TURN LANE	THRU LANES		
1	0	1		2
1	0	1		2
1	0	1		2
1	0	1		2

Anoka County Highway Department
 Traffic Volume and Turning
 Movement Study



Anoka County Highway Department

Traffic Engineering Section

Traffic Volume and Turning Movement Study

File Name : TMC1127
 Site Code : 11270202
 Start Date : 08/08/2011
 Page No : 1

Weather: Warm/Cloudy
 Counter: DB-400
 Counted by: Rachel/Kristen

Groups Printed- Unshifted

Start Time	CSAH 78 Southbound					CSAH 20 Westbound					CSAH 78 Northbound					CSAH 20 Eastbound					Exclu. Total	Inclu. Total	Int. Total
	Left	Thru	Right	Heavys	App. Total	Left	Thru	Right	Heavys	App. Total	Left	Thru	Right	Heavys	App. Total	Left	Thru	Right	Heavys	App. Total			
06:00	2	14	1	0	17	1	13	0	0	14	1	2	1	0	4	0	5	4	0	9	0	44	44
06:15	5	40	2	1	47	6	24	2	0	32	3	6	1	1	10	2	14	12	0	28	2	117	119
06:30	9	56	1	0	66	12	26	1	2	39	5	13	2	1	20	1	15	17	4	33	7	158	165
06:45	4	64	4	3	72	20	48	2	0	70	3	10	3	1	16	2	18	16	1	36	5	194	199
Total	20	174	8	4	202	39	111	5	2	155	12	31	7	3	50	5	52	49	5	106	14	513	527
07:00	12	57	5	2	74	15	32	2	2	49	7	8	4	0	19	1	15	14	1	30	5	172	177
07:15	2	70	7	1	79	15	38	1	0	54	5	18	8	3	31	5	20	15	2	40	6	204	210
07:30	6	79	4	2	89	18	34	2	0	54	10	14	5	1	29	2	21	23	2	46	5	218	223
07:45	10	66	2	1	78	28	37	4	2	69	9	19	10	0	38	4	26	13	4	43	7	228	235
Total	30	272	18	6	320	76	141	9	4	226	31	59	27	4	117	12	82	65	9	159	23	822	845
08:00	10	55	3	1	68	10	47	1	1	58	6	16	7	0	29	2	20	15	2	37	4	192	196
08:15	12	32	7	2	51	13	33	2	0	48	7	23	8	2	38	1	19	16	5	36	9	173	182
08:30	2	38	1	0	41	20	34	3	4	57	6	21	13	5	40	3	23	11	2	37	11	175	186
08:45	6	44	1	1	51	9	16	3	1	28	9	17	11	1	37	2	24	25	2	51	5	167	172
Total	30	169	12	4	211	52	130	9	6	191	28	77	39	8	144	8	86	67	11	161	29	707	736
09:00	9	29	5	1	43	19	14	2	2	35	5	17	10	0	32	1	22	13	2	36	5	146	151
09:15	7	29	2	1	38	11	23	3	2	37	5	23	8	1	36	1	20	13	4	34	8	145	153
09:30	4	33	2	0	39	15	20	0	4	35	5	19	10	0	34	2	17	6	1	25	5	133	138
09:45	7	38	7	2	52	13	24	0	4	37	4	25	14	3	43	1	11	11	1	23	10	155	165
Total	27	129	16	4	172	58	81	5	12	144	19	84	42	4	145	5	70	43	8	118	28	579	607
10:00	7	40	0	3	47	18	15	2	6	35	4	26	7	2	37	1	16	16	4	33	15	152	167
10:15	3	31	1	2	35	8	24	4	4	36	9	22	10	1	41	1	10	6	2	17	9	129	138
10:30	3	35	2	0	40	12	25	6	3	43	5	24	7	1	36	1	13	6	4	20	8	139	147
10:45	4	25	4	2	33	7	27	4	4	38	3	23	9	1	35	2	16	10	3	28	10	134	144
Total	17	131	7	7	155	45	91	16	17	152	21	95	33	5	149	5	55	38	13	98	42	554	596
11:00	2	27	2	0	31	7	29	4	6	40	9	41	12	0	62	2	20	12	3	34	9	167	176
11:15	3	20	2	0	25	11	26	4	2	41	11	30	9	0	50	2	22	6	4	30	6	146	152
11:30	1	39	3	0	43	15	22	4	6	41	7	29	6	3	42	3	22	10	5	35	14	161	175
11:45	0	33	6	0	39	20	23	5	4	48	10	24	11	2	45	2	21	11	3	34	9	166	175
Total	6	119	13	0	138	53	100	17	18	170	37	124	38	5	199	9	85	39	15	133	38	640	678
12:00	6	32	2	5	40	13	16	6	2	35	8	25	9	1	42	2	21	10	4	33	12	150	162
12:15	4	13	2	1	19	9	21	5	1	35	6	23	12	2	41	5	20	9	2	34	6	129	135
12:30	1	17	1	1	19	11	14	4	3	29	12	28	4	1	44	3	26	7	3	36	8	128	136
12:45	4	31	2	0	37	12	14	2	2	28	7	23	9	3	39	0	18	12	1	30	6	134	140
Total	15	93	7	7	115	45	65	17	8	127	33	99	34	7	166	10	85	38	10	133	32	541	573
13:00	8	26	2	1	36	7	22	6	5	35	11	37	13	3	61	4	19	10	2	33	11	165	176
13:15	3	23	2	0	28	12	27	8	3	47	8	22	7	1	37	3	22	10	4	35	8	147	155
13:30	4	24	2	1	30	15	26	8	1	49	8	32	6	0	46	3	19	11	3	33	5	158	163
13:45	3	25	1	4	29	7	20	1	1	28	10	41	9	1	60	2	22	11	5	35	11	152	163
Total	18	98	7	6	123	41	95	23	10	159	37	132	35	5	204	12	82	42	14	136	35	622	657
14:00	4	27	4	0	35	8	26	6	0	40	6	23	9	1	38	4	12	10	0	26	1	139	140
14:15	1	27	1	0	29	11	28	0	1	39	9	30	11	1	50	2	20	14	1	36	3	154	157
14:30	5	26	1	1	32	6	20	4	1	30	8	30	10	0	48	4	24	7	0	35	2	145	147
14:45	3	21	4	3	28	10	19	3	4	32	4	35	12	1	51	4	26	10	3	40	11	151	162
Total	13	101	10	4	124	35	93	13	6	141	27	118	42	3	187	14	82	41	4	137	17	589	606
15:00	1	18	3	1	22	17	20	10	1	47	18	51	11	1	80	3	19	11	0	33	3	182	185
15:15	6	16	0	1	22	8	23	3	1	34	11	44	12	2	67	7	32	8	1	47	5	170	175
15:30	3	23	0	1	26	14	11	3	1	28	9	65	10	0	84	1	34	9	1	44	3	182	185
15:45	5	25	1	2	31	17	25	7	3	49	13	42	12	0	67	4	34	11	0	49	5	196	201
Total	15	82	4	5	101	56	79	23	6	158	51	202	45	3	298	15	119	39	2	173	16	730	746
16:00	5	31	4	1	40	7	35	11	2	53	18	62	8	1	88	6	24	3	1	33	5	214	219
16:15	6	44	1	2	51	13	30	10	0	53	14	65	25	3	104	7	26	12	0	45	5	253	258
16:30	2	38	1	2	41	9	40	18	2	67	9	70	12	0	91	8	28	13	1	49	5	248	253
16:45	0	25	4	2	29	12	32	16	0	60	13	94	5	0	112	9	47	17	0	73	2	274	276
Total	13	138	10	7	161	41	137	55	4	233	54	291	50	4	395	30	125	45	2	200	17	989	1006
17:00	4	32	4	0	40	13	34	7	0	54	15	65	24	2	104	7	32	14	0	53	2	251	253
17:15	5	35	0	0	40	16	28	13	0	57	12	62	17	2	91	7	36	16	0	59	2	247	249
17:30	4	24	2	0	30	9	33	8	0	50	18	73	12	1	103	15	37	9	0	61	1	244	245
17:45	10	30	5	0	45	13	29	9	0	51	11	57	27	0	95	5	37	14	0	56	0	247	247
Total	23	121	11	0	155	51	124	37	0	212	56	257	80	5	393	34	142	53	0	229	5	989	994



Anoka County Highway Department

Traffic Engineering Section

Traffic Volume and Turning Movement Study

File Name : TMC1127
 Site Code : 11270202
 Start Date : 08/08/2011
 Page No : 2

Weather: Warm/Cloudy
 Counter: DB-400
 Counted by: Rachel/Kristen

Groups Printed- Unshifted

Start Time	CSAH 78 Southbound					CSAH 20 Westbound					CSAH 78 Northbound					CSAH 20 Eastbound					Exclu. Total	Inclu. Total	Int. Total
	Left	Thru	Right	Heavys	App. Total	Left	Thru	Right	Heavys	App. Total	Left	Thru	Right	Heavys	App. Total	Left	Thru	Right	Heavys	App. Total			
18:00	6	22	1	1	29	13	31	10	2	54	6	59	13	0	78	7	32	14	0	53	3	214	217
18:15	5	17	3	0	25	8	19	6	0	33	5	59	15	0	79	6	26	10	0	42	0	179	179
18:30	2	27	7	1	36	21	29	8	0	58	15	54	18	0	87	4	30	12	0	46	1	227	228
18:45	3	31	1	0	35	18	24	8	0	50	17	33	15	0	65	1	23	8	1	32	1	182	183
Total	16	97	12	2	125	60	103	32	2	195	43	205	61	0	309	18	111	44	1	173	5	602	607
19:00	4	23	1	0	28	20	23	3	1	46	14	36	20	2	70	3	13	9	0	25	3	169	172
19:15	1	17	5	0	23	13	11	1	0	25	12	31	11	0	54	2	30	7	0	39	0	141	141
19:30	4	19	2	0	25	11	10	1	0	22	8	35	14	0	57	2	17	14	0	33	0	137	137
19:45	6	18	1	0	25	6	22	1	0	29	8	36	11	0	55	1	16	11	0	28	0	137	137
Total	15	77	9	0	101	50	66	6	1	122	42	138	56	2	236	8	76	41	0	125	3	584	587
20:00	0	16	1	0	17	7	16	7	0	30	16	35	13	1	64	1	19	10	0	30	1	141	142
20:15	1	10	4	0	15	8	13	2	0	23	13	25	15	0	53	4	25	7	1	36	1	127	128
20:30	7	19	2	0	28	5	17	3	0	25	5	24	10	0	39	4	20	6	1	30	1	122	123
20:45	5	12	1	0	18	4	15	7	0	26	14	29	11	0	54	3	20	8	0	31	0	129	129
Total	13	57	8	0	78	24	61	19	0	104	48	113	49	1	210	12	84	31	2	127	3	519	522
21:00	3	18	2	0	23	6	10	3	0	19	14	28	12	0	54	5	12	5	0	22	0	118	118
21:15	1	12	0	0	13	6	14	4	0	24	15	30	10	0	55	4	12	3	0	19	0	111	111
21:30	1	17	1	0	19	3	8	3	0	14	9	12	5	0	26	2	13	4	0	19	0	78	78
21:45	3	8	1	1	12	5	8	4	0	17	4	10	4	0	18	0	8	1	0	9	1	56	57
Total	8	55	4	1	67	20	40	14	0	74	42	80	31	0	153	11	45	13	0	69	1	363	364
Grand Total	279	1913	156	57	2348	746	1517	300	96	2563	581	2105	669	59	3355	208	1381	688	96	2277	308	10543	10851
Apprch %	11.9	81.5	6.6			29.1	59.2	11.7			17.3	62.7	19.9			9.1	60.6	30.2				2.8	97.2
Total %	2.6	18.1	1.5		22.3	7.1	14.4	2.8		24.3	5.5	20	6.3		31.8	2	13.1	6.5		21.6			

Start Time	CSAH 78 Southbound				CSAH 20 Westbound				CSAH 78 Northbound				CSAH 20 Eastbound				Int. Total
	Left	Thru	Right	App. Total	Left	Thru	Right	App. Total	Left	Thru	Right	App. Total	Left	Thru	Right	App. Total	
Peak Hour Analysis From 06:00 to 11:45 - Peak 1 of 1																	
Peak Hour for Entire Intersection Begins at 07:15																	
07:15	2	70	7	79	15	38	1	54	5	18	8	31	5	20	15	40	204
07:30	6	79	4	89	18	34	2	54	10	14	5	29	2	21	23	46	218
07:45	10	66	2	78	28	37	4	69	9	19	10	38	4	26	13	43	228
08:00	10	55	3	68	10	47	1	58	6	16	7	29	2	20	15	37	192
Total Volume	28	270	16	314	71	156	8	235	30	67	30	127	13	87	66	166	642
% App. Total	8.9	86	5.1		30.2	66.4	3.4		23.6	52.8	23.6		7.8	52.4	39.8		
PHF	.700	.854	.571	.882	.634	.830	.500	.851	.750	.882	.750	.836	.650	.837	.717	.902	.923

Peak Hour Analysis From 12:00 to 21:45 - Peak 1 of 1																	
Peak Hour for Entire Intersection Begins at 16:15																	
16:15	6	44	1	51	13	30	10	53	14	65	25	104	7	26	12	45	253
16:30	2	38	1	41	9	40	18	67	9	70	12	91	8	28	13	49	248
16:45	0	25	4	29	12	32	16	60	13	94	5	112	9	47	17	73	274
17:00	4	32	4	40	13	34	7	54	15	65	24	104	7	32	14	53	251
Total Volume	12	139	10	161	47	136	51	234	51	294	66	411	31	133	56	220	1026
% App. Total	7.5	86.3	6.2		20.1	58.1	21.8		12.4	71.5	16.1		14.1	60.5	25.5		
PHF	.500	.790	.625	.789	.904	.850	.708	.873	.850	.782	.660	.917	.861	.707	.624	.753	.936



Anoka County Highway

PC-WARRANTS

Traffic Signal Warrant Analysis

Study Name : TMC1127

Study Date : 08/22/11

Page No. : 1

Signal Warrants - Summary

Major Street Approaches

Northbound: CSAH 78

Number of Lanes: 2

Approach Speed: 55

Total Approach Volume: 3,355

Southbound: CSAH 78

Number of Lanes: 2

Approach Speed: 55

Total Approach Volume: 2,348

Minor Street Approaches

Eastbound: CSAH 20

Number of Lanes: 2

Total Approach Volume: 2,277

Westbound: CSAH 20

Number of Lanes: 2

Total Approach Volume: 2,563

Warrant Summary (Rural values apply.)

Warrant 1 - Eight Hour Vehicular Volumes Not Satisfied

Warrant 1A - Minimum Vehicular Volume Not Satisfied

Required volumes reached for 4 hours, 8 are needed

Warrant 1B - Interruption of Continuous Traffic Not Satisfied

Required volumes reached for 0 hours, 8 are needed

Warrant 1 A&B - Combination of Warrants Not Satisfied

Required volumes reached for 2 hours, 8 are needed

Warrant 2 - Four Hour Volumes Not Satisfied

Number of hours (2) volumes exceed minimum < minimum required (4).

Warrant 3 - Peak Hour Satisfied

Warrant 3A - Peak Hour Delay Satisfied

Number of hours (14) volumes exceed minimum >= required (1). Delay data not evaluated.

Warrant 3B - Peak Hour Volumes Not Satisfied

Volumes do not exceed minimums for any hour.

Warrant 4 - Pedestrian Volumes Not Evaluated

Warrant 5 - School Crossing Not Evaluated

Warrant 6 - Coordinated Signal System Not Evaluated

Warrant 7 - Crash Experience Not Evaluated

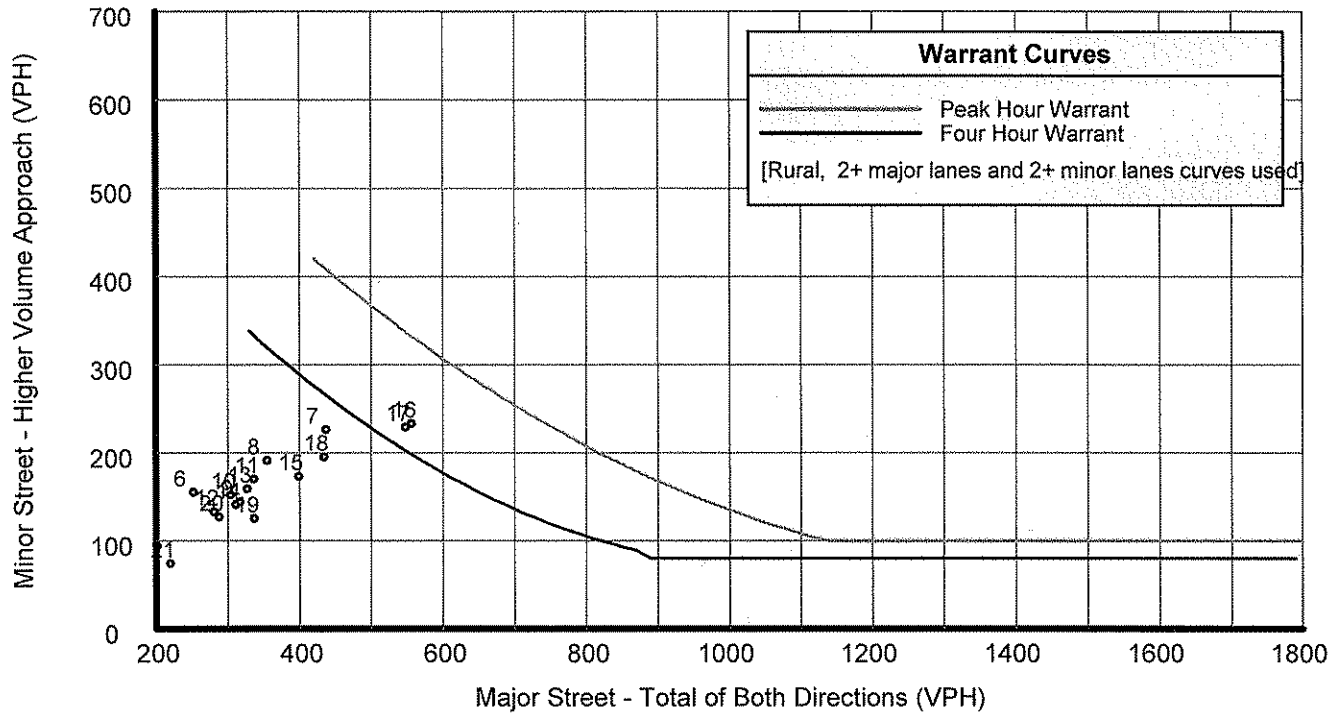
Warrant 8 - Roadway Network Not Evaluated



Anoka County Highway PC-WARRANTS Traffic Signal Warrant Analysis

Study Name : TMC1127
Study Date : 08/22/11
Page No. : 2

Signal Warrants - Summary



Analysis of 8-Hour Volume Warrants:

Hour Begin	Major Total	Higher Minor Vol	Dir	War-1A			War-1B			War-1A&B		
				Major Crit	Minor Crit	Meets?	Major Crit	Minor Crit	Meets?	Major Crit	Minor Crit	Meets?
00:00	0	0	EB	420-No	140-No	---	630-No	70-No	---	504-No	112-No	---
01:00	0	0	EB	420-No	140-No	---	630-No	70-No	---	504-No	112-No	---
02:00	0	0	EB	420-No	140-No	---	630-No	70-No	---	504-No	112-No	---
03:00	0	0	EB	420-No	140-No	---	630-No	70-No	---	504-No	112-No	---
04:00	0	0	EB	420-No	140-No	---	630-No	70-No	---	504-No	112-No	---
05:00	0	0	EB	420-No	140-No	---	630-No	70-No	---	504-No	112-No	---
06:00	252	155	WB	420-No	140-Yes	Minor	630-No	70-Yes	Minor	504-No	112-Yes	Minor
07:00	437	226	WB	420-Yes	140-Yes	Both	630-No	70-Yes	Minor	504-No	112-Yes	Minor
08:00	355	191	WB	420-No	140-Yes	Minor	630-No	70-Yes	Minor	504-No	112-Yes	Minor
09:00	317	144	WB	420-No	140-Yes	Minor	630-No	70-Yes	Minor	504-No	112-Yes	Minor
10:00	304	152	WB	420-No	140-Yes	Minor	630-No	70-Yes	Minor	504-No	112-Yes	Minor
11:00	337	170	WB	420-No	140-Yes	Minor	630-No	70-Yes	Minor	504-No	112-Yes	Minor
12:00	281	133	EB	420-No	140-No	---	630-No	70-Yes	Minor	504-No	112-Yes	Minor
13:00	327	159	WB	420-No	140-Yes	Minor	630-No	70-Yes	Minor	504-No	112-Yes	Minor
14:00	311	141	WB	420-No	140-Yes	Minor	630-No	70-Yes	Minor	504-No	112-Yes	Minor
15:00	399	173	EB	420-No	140-Yes	Minor	630-No	70-Yes	Minor	504-No	112-Yes	Minor
16:00	556	233	WB	420-Yes	140-Yes	Both	630-No	70-Yes	Minor	504-Yes	112-Yes	Both
17:00	548	229	EB	420-Yes	140-Yes	Both	630-No	70-Yes	Minor	504-Yes	112-Yes	Both
18:00	434	195	WB	420-Yes	140-Yes	Both	630-No	70-Yes	Minor	504-No	112-Yes	Minor
19:00	337	125	EB	420-No	140-No	---	630-No	70-Yes	Minor	504-No	112-Yes	Minor
20:00	288	127	EB	420-No	140-No	---	630-No	70-Yes	Minor	504-No	112-Yes	Minor
21:00	220	74	WB	420-No	140-No	---	630-No	70-Yes	Minor	504-No	112-No	---
22:00	0	0	EB	420-No	140-No	---	630-No	70-No	---	504-No	112-No	---
23:00	0	0	EB	420-No	140-No	---	630-No	70-No	---	504-No	112-No	---



Anoka County Highway
PC-WARRANTS
 Traffic Signal Warrant Analysis

Study Name : TMC1127
 Study Date : 08/22/11
 Page No. : 1

Multi-Way Stop Warrant Report

Major Street Approaches

Northbound: CSAH 78
 Total Approach Volume: 3,355
 Approach Speed: 55

Southbound: CSAH 78
 Total Approach Volume: 2,348
 Approach Speed: 55

Minor Street Approaches

Eastbound: CSAH 20
 Total Approach Volume: 2,277

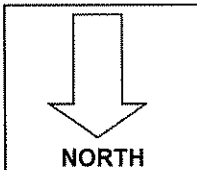
Westbound: CSAH 20
 Total Approach Volume: 2,563

Warrant Summary

- Criteria A - Interim Measure** Not Evaluated
 If traffic signals are justified, stop signs can be installed as an interim measure.
- Criteria B - Crash Experience** Not Evaluated
- Criteria C - Minimum Volumes and Delays** Satisfied
 Delay data not evaluated
 Required volumes reached for 16 hours, 8 are needed
- Criteria D - 80% of Volumes, Delays, and Crashes** Not Evaluated
 Delay data not evaluated
 Number of crashes (-1) is less than the minimum required (4).
 Required volumes reached for 0 hours, 8 are needed

Analysis of 8 Hour Volume Warrants:

Time	Major Total	Minor Total	Crit C			Crit D		
			Major	Minor Crit	Meets?	Major Crit	Minor Crit	Meets?
06:00 - 07:00	252	261	210-Yes	140-Yes	Both	240-Yes	160-Yes	Both
07:00 - 08:00	437	385	210-Yes	140-Yes	Both	240-Yes	160-Yes	Both
08:00 - 09:00	355	352	210-Yes	140-Yes	Both	240-Yes	160-Yes	Both
09:00 - 10:00	317	262	210-Yes	140-Yes	Both	240-Yes	160-Yes	Both
10:00 - 11:00	304	250	210-Yes	140-Yes	Both	240-Yes	160-Yes	Both
11:00 - 12:00	337	303	210-Yes	140-Yes	Both	240-Yes	160-Yes	Both
12:00 - 13:00	281	260	210-Yes	140-Yes	Both	240-Yes	160-Yes	Both
13:00 - 14:00	327	295	210-Yes	140-Yes	Both	240-Yes	160-Yes	Both
14:00 - 15:00	311	278	210-Yes	140-Yes	Both	240-Yes	160-Yes	Both
15:00 - 16:00	399	331	210-Yes	140-Yes	Both	240-Yes	160-Yes	Both
16:00 - 17:00	556	433	210-Yes	140-Yes	Both	240-Yes	160-Yes	Both
17:00 - 18:00	548	441	210-Yes	140-Yes	Both	240-Yes	160-Yes	Both
18:00 - 19:00	434	368	210-Yes	140-Yes	Both	240-Yes	160-Yes	Both
19:00 - 20:00	337	247	210-Yes	140-Yes	Both	240-Yes	160-Yes	Both
20:00 - 21:00	288	231	210-Yes	140-Yes	Both	240-Yes	160-Yes	Both
21:00 - 22:00	220	143	210-Yes	140-Yes	Both	240-No	160-No	No
00:00 - 01:00	0	0	210-No	140-No	No	240-No	160-No	No
00:15 - 01:15	0	0	210-No	140-No	No	240-No	160-No	No
00:30 - 01:30	0	0	210-No	140-No	No	240-No	160-No	No
00:45 - 01:45	0	0	210-No	140-No	No	240-No	160-No	No
01:00 - 02:00	0	0	210-No	140-No	No	240-No	160-No	No
01:15 - 02:15	0	0	210-No	140-No	No	240-No	160-No	No
01:30 - 02:30	0	0	210-No	140-No	No	240-No	160-No	No
01:45 - 02:45	0	0	210-No	140-No	No	240-No	160-No	No



COUNT LOCATION:

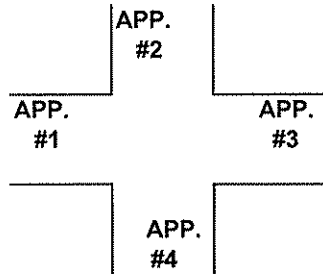
CSAH 1 (Coon Rapids Blvd.) @

DATE:

08/11/2011

Round Lake Blvd.

APP. #1 = CSAH 20
APP. #2 = CSAH 78
APP. #3 = CSAH 20
APP. #4 = CSAH 78

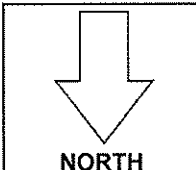


HEAVY VEHICLE- ANY VEHICLE HAVING MORE THAN FOUR TIRES TOUCHING THE PAVEMENT

- A. TRUCKS- A HEAVY VEHICLE INVOLVED PRIMARILY IN THE TRANSPORT OF GOODS OR IN THE DELIVERY OF A SERVICE.
- B. RV- A HEAVY VEHICLE OPERATED BY A PRIVATE MOTORIST AND INVOLVED IN THE TRANSPORT OF RECREATIONAL EQUIPMENT OR FACILITIES.
- C. BUSES- A HEAVY VEHICLE INVOLVED IN THE TRANSPORTATION OF GROUPS OF PEOPLE.

TIME	PEDESTRIANS					HEAVY VEHICLES		
	APP. #1	APP. #2	APP. #3	APP. #4	15 MIN TOT	TRUCKS	RV	BUS
6:00-6:15AM								
6:15-6:30						2		
6:30-6:45						6		1
6:45-7:00			1		1	4		1
HOURLY TOTAL					1	HOURLY TOTAL		14
7:00-7:15						5		
7:15-7:30			1	1	2	5		1
7:30-7:45						5		
7:45-8:00						6		1
HOURLY TOTAL					2	HOURLY TOTAL		23
8:00-8:15						4		
8:15-8:30						9		
8:30-8:45						11		
8:45-9:00						4		1
HOURLY TOTAL						HOURLY TOTAL		29
9:00-9:15						5		
9:15-9:30						7		1
9:30-9:45		1			1	5		
9:45-10:00						9		1
HOURLY TOTAL					1	HOURLY TOTAL		28
10:00-10:15						15		
10:15-10:30			1		1	8		1
10:30-10:45						8	1	
10:45-11:00						10		
HOURLY TOTAL					1	HOURLY TOTAL		43
11:00-11:15						7	2	1
11:15-11:30						6		
11:30-11:45						13		
11:45-12:00		1			1	10		
HOURLY TOTAL					1	HOURLY TOTAL		39
12:00-12:15						12		
12:15-12:30			1		1	5	1	
12:30-12:45						8		
12:45-1:00						6		
HOURLY TOTAL					1	HOURLY TOTAL		32
1:00-1:15				1	1	9		
1:15-1:30						8	1	
1:30-1:45						4		
1:45-2:00						9		2
HOURLY TOTAL					1	HOURLY TOTAL		33
					TOTAL		TOTAL	241
					8			

1
2
3
4
5
6
7
8
9
10
11
12
13
14
15
16
17
18
19
20
21
22
23
24
25
26
27
28
29
30
31
32



COUNT LOCATION:

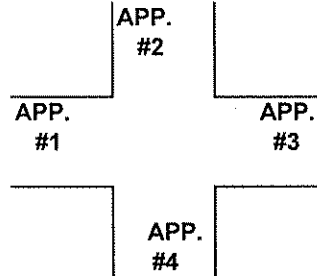
CSAH 1 (Coon Rapids Blvd.) @

DATE:

08/08/2011

Round Lake Blvd.

NORTH
APP. #1 = CSAH 20
APP. #2 = CSAH 78
APP. #3 = CSAH 20
APP. #4 = CSAH 78



- HEAVY VEHICLE- ANY VEHICLE HAVING MORE THAN FOUR TIRES TOUCHING THE PAVEMENT
- A. TRUCKS- A HEAVY VEHICLE INVOLVED PRIMARILY IN THE TRANSPORT OF GOODS OR IN THE DELIVERY OF A SERVICE.
 - B. RV- A HEAVY VEHICLE OPERATED BY A PRIVATE MOTORIST AND INVOLVED IN THE TRANSPORT OF RECREATIONAL EQUIPMENT OR FACILITIES.
 - C. BUSES- A HEAVY VEHICLE INVOLVED IN THE TRANSPORTATION OF GROUPS OF PEOPLE.

TIME	PEDESTRIANS					HEAVY VEHICLES		
	APP. #1	APP. #2	APP. #3	APP. #4	15 MIN TOT	TRUCKS	RV	BUS
2:00-2:15PM						1		
2:15-2:30						3		
2:30-2:45						2		
2:45-3:00						9		
HOURLY TOTAL						HOURLY TOTAL		15
3:00-3:15						3		
3:15-3:30						5		
3:30-3:45						3		
3:45-4:00						5		
HOURLY TOTAL						HOURLY TOTAL		16
4:00-4:15						4		1
4:15-4:30	1				1	3		
4:30-4:45						5		
4:45-5:00	1				1	1		
HOURLY TOTAL					2	HOURLY TOTAL		14
5:00-5:15						2		
5:15-5:30	1				1	2		
5:30-5:45			1		1	1		
5:45-6:00								
HOURLY TOTAL					2	HOURLY TOTAL		5
6:00-6:15						3		
6:15-6:30								
6:30-6:45						1		
6:45-7:00						1		
HOURLY TOTAL						HOURLY TOTAL		5
7:00-7:15								
7:15-7:30		1			1			
7:30-7:45								
7:45-8:00								
HOURLY TOTAL					1	HOURLY TOTAL		
8:00-8:15						1		
8:15-8:30						1		
8:30-8:45						1		
8:45-9:00								
HOURLY TOTAL						HOURLY TOTAL		3
9:00-9:15								
9:15-9:30								
9:30-9:45								
9:45-10:00						1		
HOURLY TOTAL						HOURLY TOTAL		1
TOTAL					13	TOTAL		300

1
2
3
4
5
6
7
8
9
10
11
12
13
14
15
16
17
18
19
20
21
22
23
24
25
26
27
28
29
30
31
32