

Date: 11/17/11


Count Number: TMC1146

Location: CSAH 1 (East River Rd.)

@ CSAH 6 (Mississippi St.)

Collection Period: AM PEAK

Hour: 7:00 AM-8:00 AM



North

1731

#2

CSAH 1

1429	D	4
1319	E	
106	F	
	T	

302

CSAH 6

49

#1

32	C	6
18	B	18
8	A	8

Mississippi Way

54	G	323
7	H	
262	J	

#3

197

520

CSAH 1

1589

#4

1910

6	M	321
242	L	
73	K	

EXISTING LANES OF APPROACH

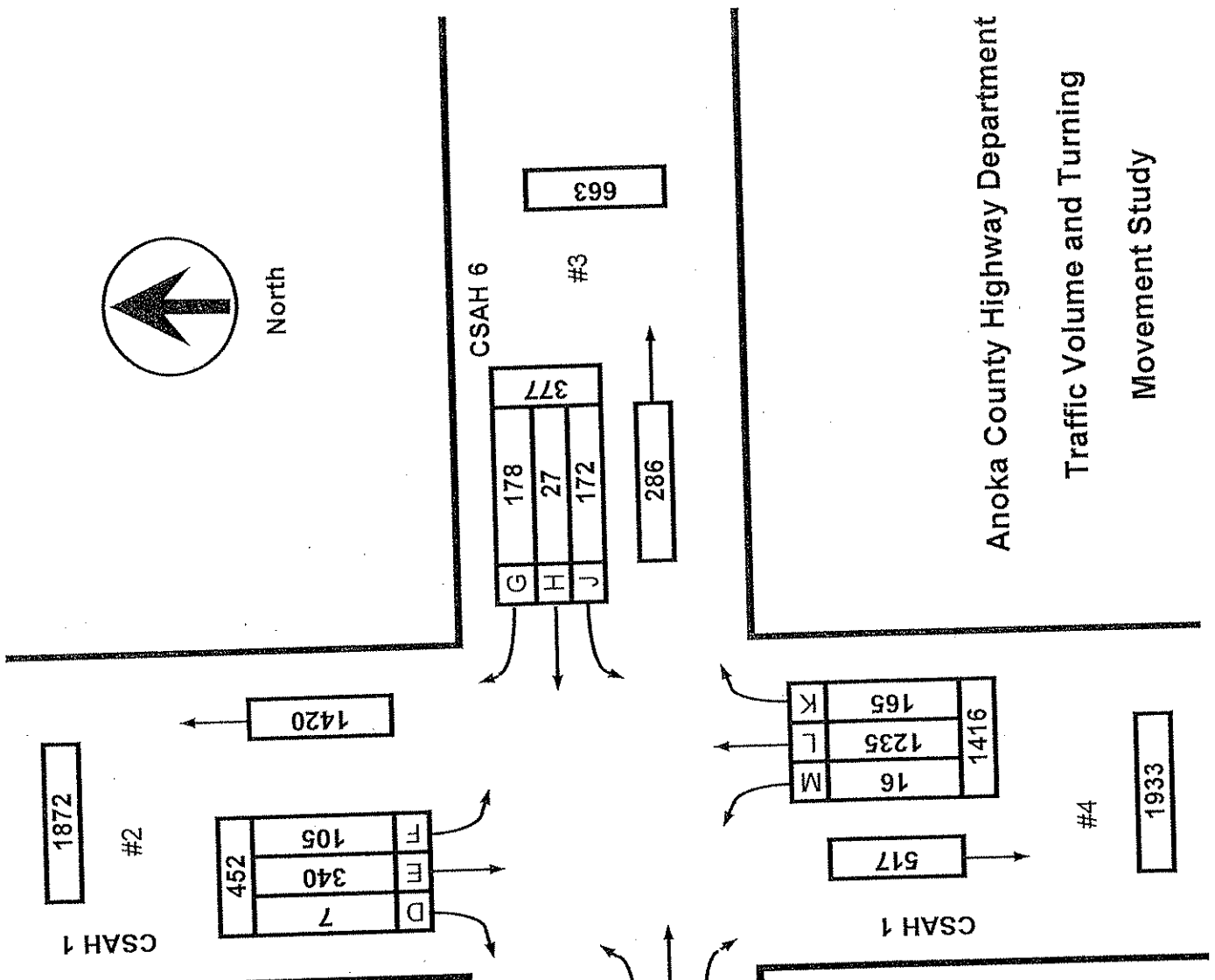
	RIGHT TURN LANE	LEFT TURN LANE	THRU LANES	TOTAL
#1	0	1	1	2
#2	1	1	2	4
#3	0	1	1	2
#4	1	1	2	4

Anoka County Highway Department  
Traffic Volume and Turning  
Movement Study

Date : 11/17/11  
 Count Number : TMC1146  
 Location : CSAH 1 (East River Rd.)  
 @ CSAH 6 (Mississippi St.)  
 Collection Period : PM PEAK  
 Hour : 4:30 PM-5:30 PM



North



EXISTING LANES OF APPROACH				TOTAL
	RIGHT TURN LANE	LEFT TURN LANE	THRU LANES	
#1	0	1	1	2
#2	1	1	2	4
#3	0	1	1	2
#4	1	1	2	4

Anoka County Highway Department  
 Traffic Volume and Turning  
 Movement Study



# Anoka County Highway Department

## Traffic Engineering Section

### Traffic Volume and Turning Movement Study

File Name : TMC1146  
 Site Code : 11460202  
 Start Date : 11/17/2011  
 Page No : 1

Weather: Cloudy and Cold  
 Counter: DB-400  
 Counted by: Sean/Andrea

#### Groups Printed- Unshifted

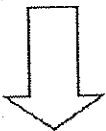
Start Time	CSAH 1 Southbound					CSAH 6 Westbound					CSAH 1 Northbound					Mississippi Way Eastbound					Exclu. Total	Inclu. Total	Int. Total
	Left	Thru	Right	Heavys	App. Total	Left	Thru	Right	Heavys	App. Total	Left	Thru	Right	Heavys	App. Total	Left	Thru	Right	Heavys	App. Total			
06:30	16	240	0	12	256	53	0	6	2	59	3	42	8	4	53	2	3	4	1	9	19	377	396
06:45	27	285	0	16	312	50	0	6	5	56	0	54	12	6	66	2	3	4	0	9	27	443	470
<b>Total</b>	<b>43</b>	<b>525</b>	<b>0</b>	<b>28</b>	<b>568</b>	<b>103</b>	<b>0</b>	<b>12</b>	<b>7</b>	<b>115</b>	<b>3</b>	<b>96</b>	<b>20</b>	<b>10</b>	<b>119</b>	<b>4</b>	<b>6</b>	<b>8</b>	<b>1</b>	<b>18</b>	<b>46</b>	<b>820</b>	<b>866</b>
07:00	23	308	1	10	332	55	0	9	8	64	0	52	20	6	72	2	6	1	1	9	25	477	502
07:15	28	331	1	5	360	72	4	14	7	90	2	71	18	5	91	1	4	1	0	6	17	547	564
07:30	26	364	1	9	391	78	1	10	0	89	3	60	12	6	75	1	2	4	0	7	15	562	577
07:45	29	316	1	5	346	57	2	21	2	80	1	59	23	5	83	2	6	2	1	10	13	519	532
<b>Total</b>	<b>106</b>	<b>1319</b>	<b>4</b>	<b>29</b>	<b>1429</b>	<b>262</b>	<b>7</b>	<b>54</b>	<b>17</b>	<b>323</b>	<b>6</b>	<b>242</b>	<b>73</b>	<b>22</b>	<b>321</b>	<b>6</b>	<b>18</b>	<b>8</b>	<b>2</b>	<b>32</b>	<b>70</b>	<b>2105</b>	<b>2175</b>

\*\*\* BREAK \*\*\*

16:30	31	102	3	2	136	39	3	46	3	88	4	338	32	12	374	2	3	1	1	6	18	604	622
16:45	24	82	2	6	108	51	6	46	1	103	3	297	34	10	334	1	5	1	0	7	17	552	569
<b>Total</b>	<b>55</b>	<b>184</b>	<b>5</b>	<b>8</b>	<b>244</b>	<b>90</b>	<b>9</b>	<b>92</b>	<b>4</b>	<b>191</b>	<b>7</b>	<b>635</b>	<b>66</b>	<b>22</b>	<b>708</b>	<b>3</b>	<b>8</b>	<b>2</b>	<b>1</b>	<b>13</b>	<b>35</b>	<b>1156</b>	<b>1191</b>
17:00	31	67	1	4	99	43	10	54	3	107	5	331	52	11	388	0	3	1	0	4	18	598	616
17:15	19	89	1	4	109	39	8	32	1	79	4	269	47	7	320	4	5	2	1	11	13	519	532
17:30	27	79	1	4	107	42	4	44	2	90	3	255	33	6	291	1	5	1	0	7	12	495	507
17:45	32	71	1	5	104	55	7	50	0	112	6	191	40	5	237	2	3	0	0	5	10	458	468
<b>Total</b>	<b>109</b>	<b>306</b>	<b>4</b>	<b>17</b>	<b>419</b>	<b>179</b>	<b>29</b>	<b>180</b>	<b>6</b>	<b>388</b>	<b>18</b>	<b>1046</b>	<b>172</b>	<b>29</b>	<b>1236</b>	<b>7</b>	<b>16</b>	<b>4</b>	<b>1</b>	<b>27</b>	<b>53</b>	<b>2070</b>	<b>2123</b>
<b>Grand Total</b>	<b>313</b>	<b>2334</b>	<b>13</b>	<b>82</b>	<b>2660</b>	<b>634</b>	<b>45</b>	<b>338</b>	<b>34</b>	<b>1017</b>	<b>34</b>	<b>2019</b>	<b>331</b>	<b>83</b>	<b>2384</b>	<b>20</b>	<b>48</b>	<b>22</b>	<b>5</b>	<b>90</b>	<b>204</b>	<b>6151</b>	<b>6355</b>
<b>Approch %</b>	<b>11.8</b>	<b>87.7</b>	<b>0.5</b>			<b>62.3</b>	<b>4.4</b>	<b>33.2</b>			<b>1.4</b>	<b>84.7</b>	<b>13.9</b>			<b>22.2</b>	<b>53.3</b>	<b>24.4</b>			<b>3.2</b>	<b>96.8</b>	
<b>Total %</b>	<b>5.1</b>	<b>37.9</b>	<b>0.2</b>		<b>43.2</b>	<b>10.3</b>	<b>0.7</b>	<b>5.5</b>		<b>16.5</b>	<b>0.6</b>	<b>32.8</b>	<b>5.4</b>		<b>38.8</b>	<b>0.3</b>	<b>0.8</b>	<b>0.4</b>		<b>1.5</b>			

Start Time	CSAH 1 Southbound				CSAH 6 Westbound				CSAH 1 Northbound				Mississippi Way Eastbound				Int. Total
	Left	Thru	Right	App. Total	Left	Thru	Right	App. Total	Left	Thru	Right	App. Total	Left	Thru	Right	App. Total	
Peak Hour Analysis From 06:30 to 11:45 - Peak 1 of 1																	
Peak Hour for Entire Intersection Begins at 07:00																	
07:00	23	308	1	332	55	0	9	64	0	52	20	72	2	6	1	9	477
07:15	28	331	1	360	72	4	14	90	2	71	18	91	1	4	1	6	547
07:30	26	364	1	391	78	1	10	89	3	60	12	75	1	2	4	7	562
07:45	29	316	1	346	57	2	21	80	1	59	23	83	2	6	2	10	519
<b>Total Volume</b>	<b>106</b>	<b>1319</b>	<b>4</b>	<b>1429</b>	<b>262</b>	<b>7</b>	<b>54</b>	<b>323</b>	<b>6</b>	<b>242</b>	<b>73</b>	<b>321</b>	<b>6</b>	<b>18</b>	<b>8</b>	<b>32</b>	<b>2105</b>
<b>% App. Total</b>	<b>7.4</b>	<b>92.3</b>	<b>0.3</b>		<b>81.1</b>	<b>2.2</b>	<b>16.7</b>		<b>1.9</b>	<b>75.4</b>	<b>22.7</b>		<b>18.8</b>	<b>56.2</b>	<b>25</b>		<b>936</b>
PHF	.914	.906	1.000	.914	.840	.438	.643	.897	.500	.852	.793	.882	.750	.750	.500	.800	

Peak Hour Analysis From 12:00 to 17:45 - Peak 1 of 1																	
Peak Hour for Entire Intersection Begins at 16:30																	
16:30	31	102	3	136	39	3	46	88	4	338	32	374	2	3	1	6	604
16:45	24	82	2	108	51	6	46	103	3	297	34	334	1	5	1	7	552
17:00	31	67	1	99	43	10	54	107	5	331	52	388	0	3	1	4	598
17:15	19	89	1	109	39	8	32	79	4	269	47	320	4	5	2	11	519
<b>Total Volume</b>	<b>105</b>	<b>340</b>	<b>7</b>	<b>452</b>	<b>172</b>	<b>27</b>	<b>178</b>	<b>377</b>	<b>16</b>	<b>1235</b>	<b>165</b>	<b>1416</b>	<b>7</b>	<b>16</b>	<b>5</b>	<b>28</b>	<b>2273</b>
<b>% App. Total</b>	<b>23.2</b>	<b>75.2</b>	<b>1.5</b>		<b>45.6</b>	<b>7.2</b>	<b>47.2</b>		<b>1.1</b>	<b>87.2</b>	<b>11.7</b>		<b>25</b>	<b>57.1</b>	<b>17.9</b>		<b>941</b>
PHF	.847	.833	.583	.831	.843	.675	.824	.881	.800	.913	.793	.912	.438	.800	.625	.636	



NORTH

APP. #1 = CSAH 6
APP. #2 = CSAH 1
APP. #3 = Mississippi Way
APP. #4 = CSAH 1

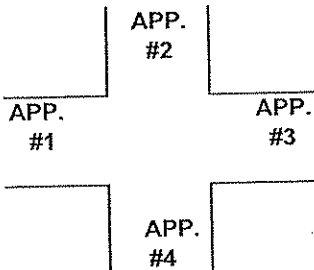
COUNT LOCATION:

CSAH 1 (East River Rd.) @

DATE:

11/17/2011

CSAH 6 (Mississippi St.)



- HEAVY VEHICLE- ANY VEHICLE HAVING MORE THAN FOUR TIRES TOUCHING THE PAVEMENT
- A. TRUCKS- A HEAVY VEHICLE INVOLVED PRIMARILY IN THE TRANSPORT OF GOODS OR IN THE DELIVERY OF A SERVICE.
  - B. RV- A HEAVY VEHICLE OPERATED BY A PRIVATE MOTORIST AND INVOLVED IN THE TRANSPORT OF RECREATIONAL EQUIPMENT OR FACILITIES.
  - C. BUSES- A HEAVY VEHICLE INVOLVED IN THE TRANSPORTATION OF GROUPS OF PEOPLE.

TIME	PEDESTRIANS					HEAVY VEHICLES		
	APP. #1	APP. #2	APP. #3	APP. #4	15 MIN TOT	TRUCKS	RV	BUS
6:30-6:45						11		8
6:45-7:00				1	1	13		13
<b>HOURLY TOTAL</b>					<b>1</b>	<b>HOURLY TOTAL</b>		<b>45</b>
7:00-7:15						10		12
7:15-7:30						8		8
7:30-7:45						9		6
7:45-8:00						8		5
<b>HOURLY TOTAL</b>						<b>HOURLY TOTAL</b>		<b>66</b>
				<b>TOTAL</b>	<b>1</b>		<b>TOTAL</b>	<b>111</b>

TIME	PEDESTRIANS					HEAVY VEHICLES		
	APP. #1	APP. #2	APP. #3	APP. #4	15 MIN TOT	TRUCKS	RV	BUS
4:30-4:45						8		10
4:45-5:00	1			1	2	9		8
<b>HOURLY TOTAL</b>					<b>2</b>	<b>HOURLY TOTAL</b>		<b>35</b>
5:00-5:15		2	2		4	11		5
5:15-5:30	1			1	2	7		6
5:30-5:45	2				2	7		6
5:45-6:00		3			3	6		4
<b>HOURLY TOTAL</b>					<b>11</b>	<b>HOURLY TOTAL</b>		<b>52</b>
				<b>TOTAL</b>	<b>13</b>		<b>TOTAL</b>	<b>87</b>