


Date : 12/05/11

Count Number : TMC1147

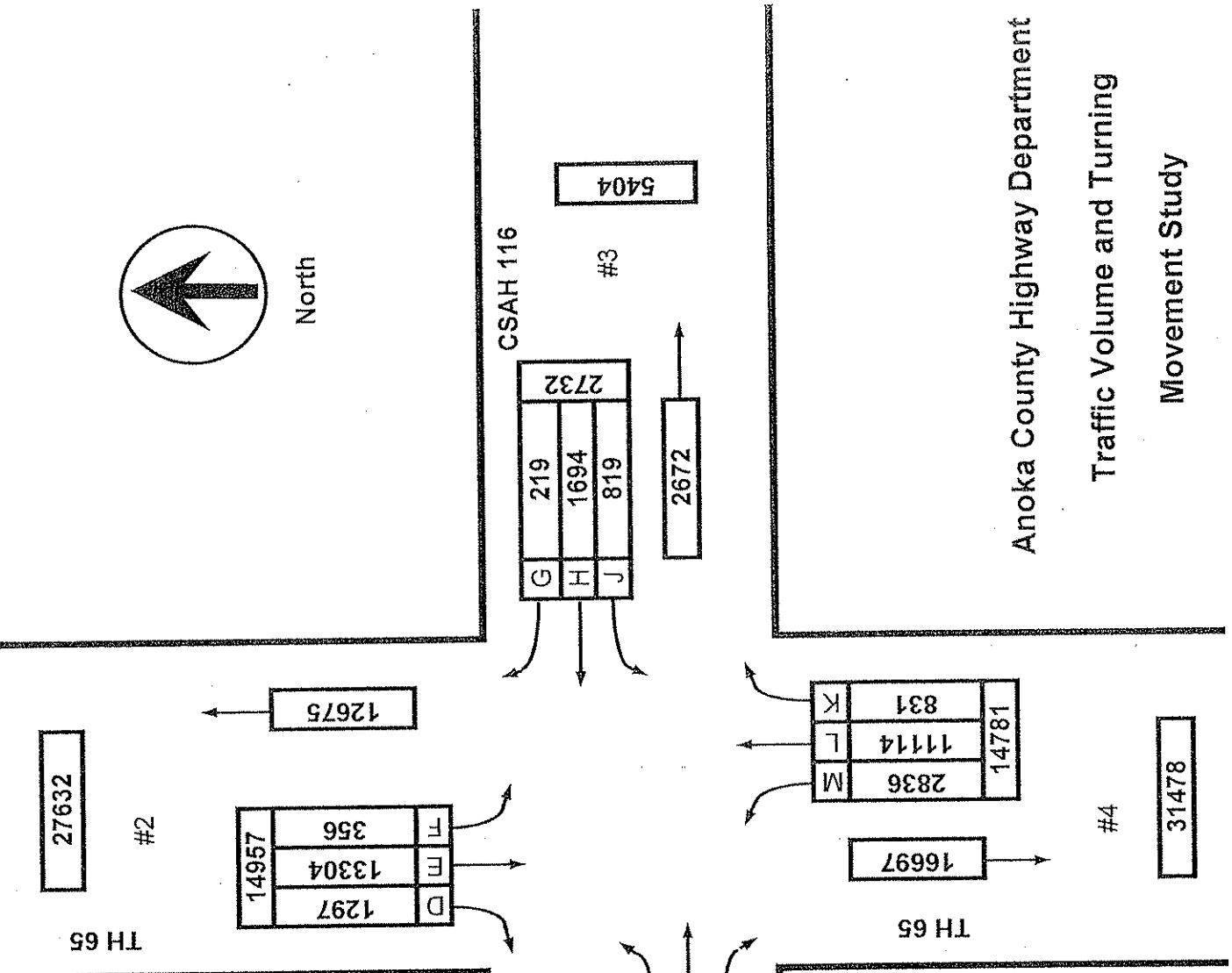
Location : CSAH 116 (Bunker Lake Blvd.)

@ TH 65 (Central Ave.)

Collection Period : 6:00AM - 7:00PM



North



	EXISTING LANES OF APPROACH			TOTAL
	RIGHT TURN LANE	LEFT TURN LANE	THRU LANES	
#1	1	1	1	3
#2	1	1	2	4
#3	1	1	1	3
#4	1	1	2	4

Anoka County Highway Department
Traffic Volume and Turning
Movement Study

Date : 11/29/11


Count Number : TMC1147

Location : CSAH 116 (Bunker Lake Blvd.)

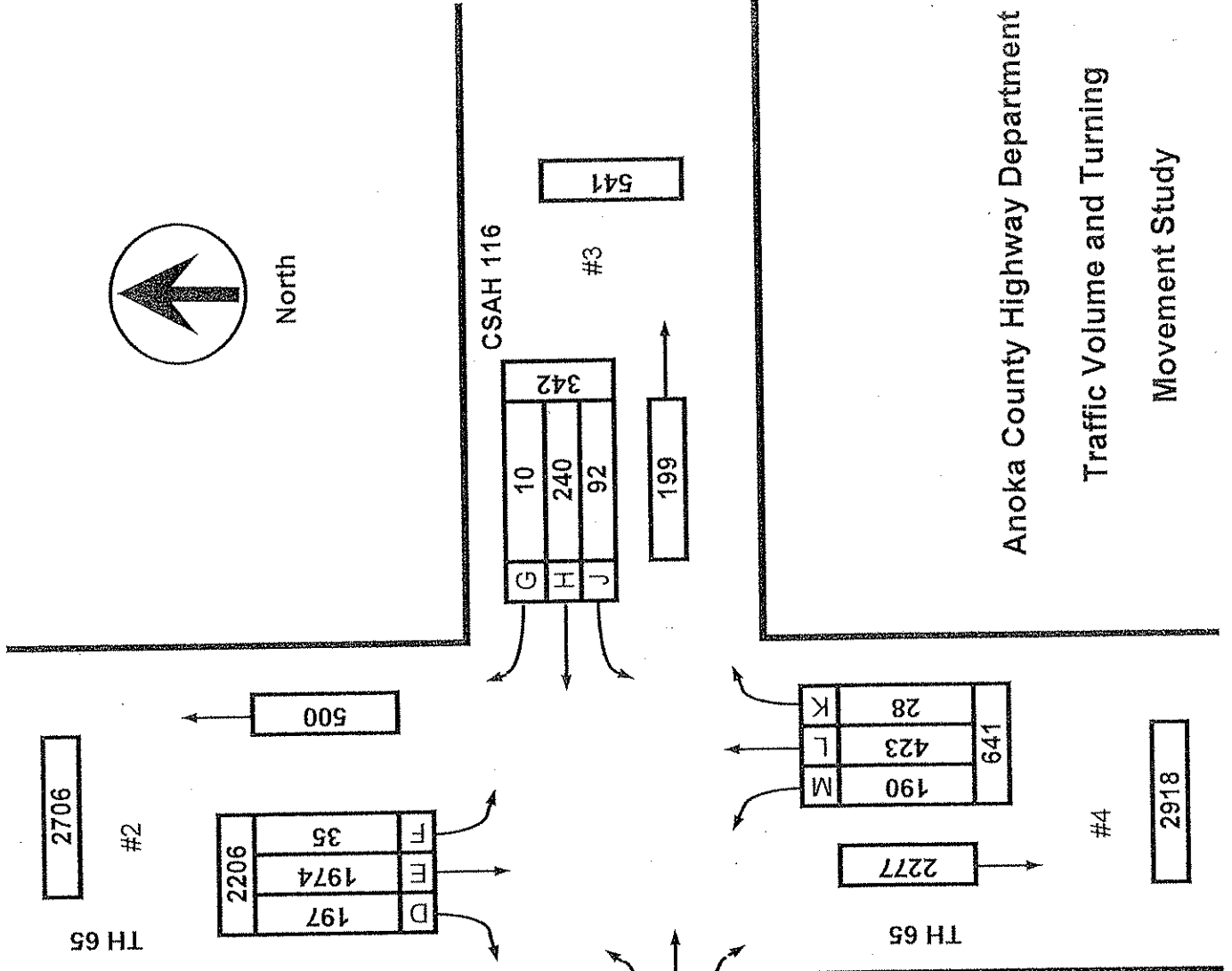
@ TH 65 (Central Ave.)

Collection Period : AM PEAK

Hour : 6:45 AM - 7:45 AM



North



	EXISTING LANES OF APPROACH			TOTAL
	RIGHT TURN LANE	LEFT TURN LANE	THRU LANES	
#1	1	1	1	3
#2	1	1	2	4
#3	1	1	1	3
#4	1	1	2	4

Anoka County Highway Department
 Traffic Volume and Turning
 Movement Study

Date : 12/05/11


Count Number : TMC1147

Location : CSAH 116 (Bunker Lake Blvd.)

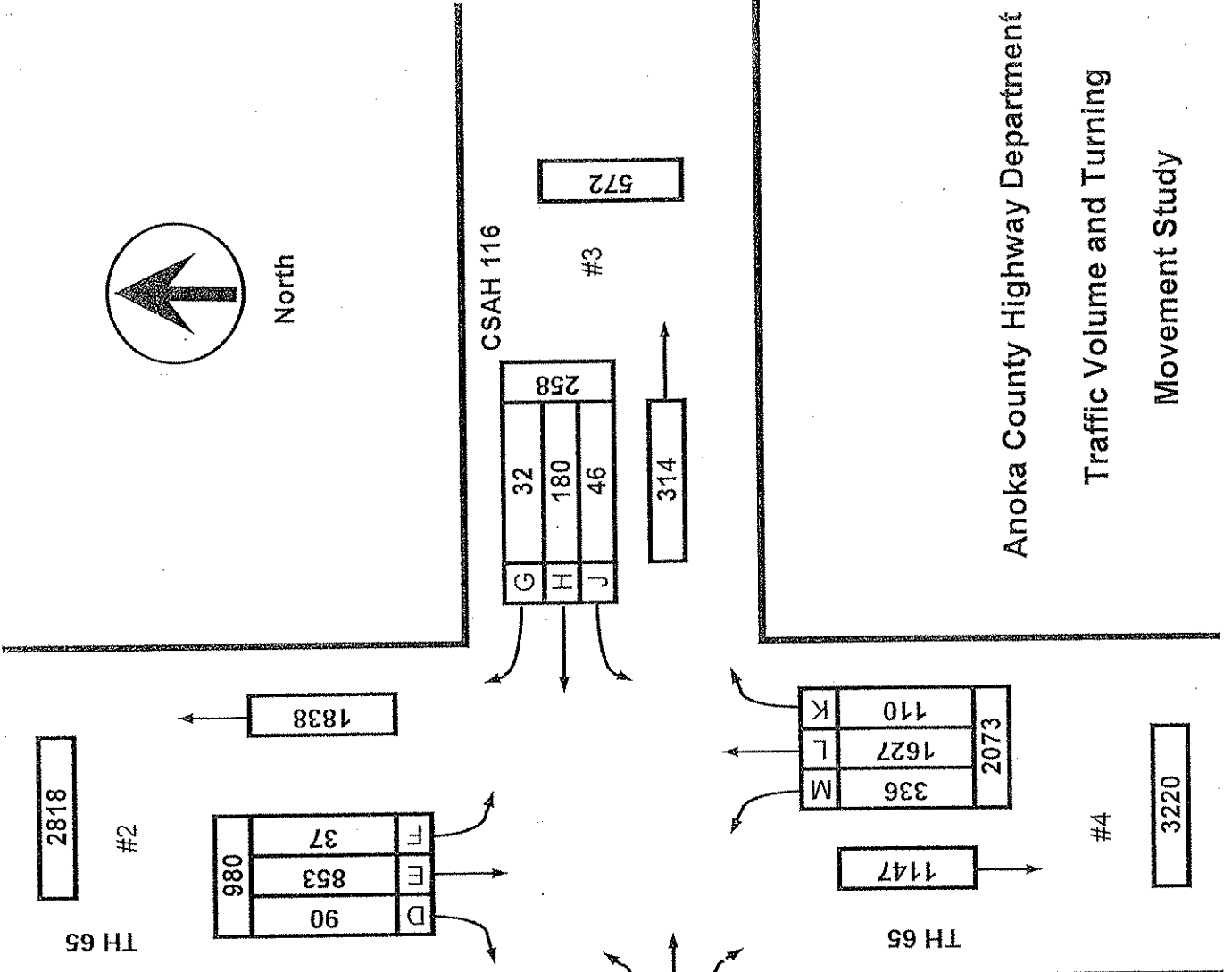
@ TH 65 (Central Ave.)

Collection Period : PM PEAK

Hour : 3:45 PM - 4:45 PM



North



	EXISTING LANES OF APPROACH			TOTAL
	RIGHT TURN LANE	LEFT TURN LANE	THRU LANES	
#1	1	1	1	3
#2	1	1	2	4
#3	1	1	1	3
#4	1	1	2	4

Anoka County Highway Department
 Traffic Volume and Turning
 Movement Study



Anoka County Highway Department

Traffic Engineering Section

Traffic Volume and Turning Movement Study

File Name : TMC1147
 Site Code : 11470203
 Start Date : 11/29/2011
 Page No : 1

Weather: Cool and Cloudy
 Counter: DB-400
 Counted by: Josie/Terri

Groups Printed- Unshifted

Start Time	TH 65 Southbound					CSAH 116 Westbound					TH 65 Northbound					CSAH 116 Eastbound					Exclu. Total	Inclu. Total	Int. Total
	Left	Thru	Right	Heavy	App. Total	Left	Thru	Right	Heavy	App. Total	Left	Thru	Right	Heavy	App. Total	Left	Thru	Right	Heavy	App. Total			
06:00	4	484	15	7	503	13	17	1	0	31	15	43	1	5	59	5	6	36	3	47	15	640	655
06:15	3	638	12	25	653	23	19	1	1	43	22	78	1	6	101	4	9	34	5	47	37	844	881
06:30	5	500	26	12	531	17	32	0	0	49	37	103	2	6	142	0	29	36	6	65	24	787	811
06:45	8	533	33	18	574	17	48	1	0	66	28	109	6	3	143	12	30	53	10	95	31	878	909
Total	20	2155	86	62	2261	70	116	3	1	189	102	333	10	20	445	21	74	159	24	254	107	3149	3256
07:00	6	472	54	15	532	27	60	1	9	88	55	92	2	8	149	12	31	45	5	88	37	857	894
07:15	11	423	84	10	518	29	91	3	0	123	60	102	9	6	171	21	26	61	9	108	25	920	945
07:30	10	546	26	16	582	19	41	5	0	65	47	120	11	8	178	22	49	52	9	123	33	948	981
07:45	10	438	44	18	492	20	48	2	3	70	53	117	14	9	184	20	55	46	4	121	34	867	901
Total	37	1879	208	59	2124	95	240	11	12	346	215	431	36	31	682	75	161	204	27	440	129	3592	3721
08:00	5	350	36	17	391	32	33	1	4	66	38	104	6	8	148	17	38	65	6	120	35	725	760
08:15	3	358	24	18	385	23	30	1	0	54	40	83	18	16	141	17	20	49	17	86	51	666	717
08:30	3	344	20	8	367	21	25	1	5	47	31	105	15	20	151	21	17	58	11	96	44	661	705
08:45	10	282	32	9	324	16	33	2	3	51	44	133	12	19	189	16	36	59	6	111	37	675	712
Total	21	1334	112	52	1467	92	121	5	12	218	153	425	51	63	629	71	111	231	40	413	167	2727	2894
09:00	5	279	18	14	302	16	27	3	3	46	57	111	11	21	179	18	20	44	11	82	49	609	658
09:15	6	246	27	17	279	18	31	0	4	49	40	114	8	16	162	19	19	34	3	72	40	562	602
09:30	7	263	18	16	288	16	16	2	3	34	35	156	7	16	198	12	16	43	4	71	39	591	630
09:45	8	197	16	8	221	27	22	0	0	49	36	144	25	17	205	13	23	36	13	72	38	547	585
Total	26	985	79	55	1090	77	96	5	10	178	168	525	51	70	744	62	78	157	31	297	166	2309	2475
10:00	7	248	23	19	278	15	23	3	2	41	33	134	16	17	183	10	24	30	7	64	45	566	611
10:15	3	212	13	14	228	16	23	0	3	39	45	135	7	9	187	29	20	36	6	85	32	539	571
10:30	6	206	23	12	235	10	22	2	1	34	55	164	8	18	227	15	17	52	5	84	36	580	616
10:45	1	198	26	10	225	17	17	2	2	36	59	144	13	19	216	14	19	45	9	78	40	555	595
Total	17	864	85	55	966	58	85	7	8	150	192	577	44	63	813	68	80	163	27	311	153	2240	2393
11:00	7	233	23	14	263	14	14	5	3	33	38	142	24	12	204	26	23	37	8	86	37	586	623
11:15	3	193	19	11	215	14	22	2	4	38	43	157	14	20	214	19	24	62	8	105	43	572	615
11:30	3	237	25	17	265	16	19	5	5	40	52	162	12	20	226	18	26	44	9	88	51	619	670
11:45	8	203	25	12	236	18	24	5	1	47	70	157	8	15	235	24	30	46	6	100	34	618	652
Total	21	866	92	54	979	62	79	17	13	158	203	618	58	67	879	87	103	189	31	379	165	2395	2560
12:00	6	202	32	8	240	10	19	5	1	34	66	181	23	13	270	24	15	47	6	86	28	630	658
12:15	3	178	19	7	200	14	18	12	4	44	69	198	10	15	277	34	35	40	4	109	30	630	660
12:30	7	188	30	15	225	19	21	8	4	48	58	206	17	16	281	16	11	47	3	74	38	628	666
12:45	4	205	28	12	237	17	16	5	4	38	57	205	13	24	275	26	30	45	6	101	46	651	697
Total	20	773	109	42	902	60	74	30	13	164	250	790	63	68	1103	100	91	179	19	370	142	2539	2681
13:00	4	200	24	17	228	14	17	2	2	33	55	209	16	11	280	31	17	38	8	86	38	627	665
13:15	6	215	18	13	239	18	24	1	2	43	62	226	14	18	302	21	31	38	11	90	44	674	718
13:30	9	221	26	14	256	12	15	6	2	33	53	201	20	9	274	29	19	35	7	83	32	646	678
13:45	5	183	23	16	211	18	25	4	5	47	75	230	12	21	317	25	29	27	2	81	44	656	700
Total	24	819	91	60	934	62	81	13	11	156	245	866	62	59	1173	106	96	138	28	340	158	2603	2761
14:00	4	152	20	11	176	15	73	14	10	102	60	234	24	8	318	30	23	43	11	96	40	692	732
14:15	7	157	21	12	185	24	36	4	7	64	60	171	7	8	238	30	42	73	7	145	34	632	666
14:30	3	189	27	13	219	4	28	2	4	34	37	180	11	8	228	26	32	62	5	120	30	601	631
14:45	7	162	26	10	195	17	34	8	8	59	48	217	12	12	277	33	34	41	6	108	36	639	675
Total	21	660	94	46	775	60	171	28	29	259	205	802	54	36	1061	119	131	219	29	489	140	2564	2704
15:00	6	188	24	1	218	13	16	13	2	42	40	379	18	20	437	35	22	48	7	105	30	802	832
15:15	12	170	21	5	203	4	33	6	3	43	56	308	23	20	387	46	29	53	4	128	32	761	793
15:30	5	177	19	12	201	15	36	5	2	56	75	421	24	12	520	49	30	72	2	151	28	928	956
15:45	12	198	24	8	234	6	48	4	4	58	77	398	20	12	495	40	42	71	9	153	33	940	973
Total	35	733	88	26	856	38	133	28	11	199	248	1506	85	64	1839	170	123	244	22	537	123	3431	3554
16:00	7	207	27	3	241	12	41	7	3	60	92	399	30	13	521	53	44	68	2	165	21	987	1008
16:15	10	207	12	13	229	14	55	3	7	72	75	402	28	15	505	35	46	46	4	127	39	933	972
16:30	8	241	27	11	276	14	36	18	1	68	92	428	32	9	552	51	35	63	1	149	22	1045	1067
16:45	10	204	25	12	239	11	55	7	0	73	54	233	12	5	299	39	41	80	3	160	20	771	791
Total	35	859	91	39	985	51	187	35	11	273	313	1462	102	42	1877	178	166	257	10	601	102	3736	3838
17:00	9	217	16	1	242	8	46	3	1	57	65	322	21	7	408	45	44	66	4	155	13	862	875
17:15	13	213	16	5	242	12	61	8	2	81	73	396	15	7	484	51	44	62	1	157	15	964	979
17:30	5	215	23	7	243	12	41	8	1	61	90	426	27	10	543	28	35	57	1	120	19	967	986
17:45	7	173	32	6	212	11	39	2	0	52	56	408	19	5	483	51	42	54	4	147	15	894	909
Total	34	818	87	19	939	43	187	21	4	251	284	1552	82	29	1918	175	165	239	10	579	62	3687	3749



Anoka County Highway Department

Traffic Engineering Section

Traffic Volume and Turning Movement Study

File Name : TMC1147
 Site Code : 11470203
 Start Date : 11/29/2011
 Page No : 2

Weather: Cool and Cloudy
 Counter: DB-400
 Counted by: Josie/Terri

Groups Printed- Unshifted

Start Time	TH 65 Southbound					CSAH 116 Westbound					TH 65 Northbound					CSAH 116 Eastbound					Exclu. Total	Inclu. Total	Int. Total
	Left	Thru	Right	Heavy	App. Total	Left	Thru	Right	Heavy	App. Total	Left	Thru	Right	Heavy	App. Total	Left	Thru	Right	Heavy	App. Total			
18:00	7	124	13	2	144	11	43	3	2	57	78	372	33	2	483	29	29	59	3	117	9	801	810
18:15	9	158	27	6	194	16	29	9	0	54	68	323	32	10	423	23	19	42	1	84	17	755	772
18:30	10	160	19	5	189	15	25	3	1	43	45	273	39	3	357	30	21	41	1	92	10	681	691
18:45	19	117	16	6	152	9	27	1	0	37	67	259	29	3	355	26	37	53	2	118	11	662	673
Total	45	559	75	19	679	51	124	16	3	191	258	1227	133	18	1618	110	106	195	7	411	47	2899	2946
Grand Total	356	13304	1297	588	14957	819	1694	219	138	2732	2836	11114	831	630	14781	1342	1485	2574	305	5401	1661	37871	39532
Apprch %	2.4	88.9	8.7			30	62	8			19.2	75.2	5.6			24.8	27.5	47.7			4.2	95.8	
Total %	0.9	35.1	3.4		39.5	2.2	4.5	0.6		7.2	7.5	29.3	2.2		39	3.5	3.9	6.8		14.3			

Start Time	TH 65 Southbound				CSAH 116 Westbound				TH 65 Northbound				CSAH 116 Eastbound				Int. Total
	Left	Thru	Right	App. Total	Left	Thru	Right	App. Total	Left	Thru	Right	App. Total	Left	Thru	Right	App. Total	
Peak Hour Analysis From 06:00 to 11:45 - Peak 1 of 1																	
Peak Hour for Entire Intersection Begins at 06:45																	
06:45	8	533	33	574	17	48	1	66	28	109	6	143	12	30	53	95	878
07:00	6	472	54	532	27	60	1	88	55	92	2	149	12	31	45	88	857
07:15	11	423	84	518	29	91	3	123	60	102	9	171	21	26	61	108	920
07:30	10	546	26	582	19	41	5	65	47	120	11	178	22	49	52	123	948
Total Volume	35	1974	197	2206	92	240	10	342	190	423	28	641	67	136	211	414	3603
% App. Total	1.6	89.5	8.9		26.9	70.2	2.9		29.6	66	4.4		16.2	32.9	51		
PHF	.795	.904	.586	.948	.793	.659	.500	.695	.792	.881	.636	.900	.761	.694	.865	.841	.950

Start Time	TH 65 Southbound				CSAH 116 Westbound				TH 65 Northbound				CSAH 116 Eastbound				Int. Total
	Left	Thru	Right	App. Total	Left	Thru	Right	App. Total	Left	Thru	Right	App. Total	Left	Thru	Right	App. Total	
Peak Hour Analysis From 12:00 to 18:45 - Peak 1 of 1																	
Peak Hour for Entire Intersection Begins at 15:45																	
15:45	12	198	24	234	6	48	4	58	77	398	20	495	40	42	71	153	940
16:00	7	207	27	241	12	41	7	60	92	399	30	521	53	44	68	165	987
16:15	10	207	12	229	14	55	3	72	75	402	28	505	35	46	46	127	933
16:30	8	241	27	276	14	36	18	68	92	428	32	552	51	35	63	149	1045
Total Volume	37	853	90	980	46	180	32	258	336	1627	110	2073	179	167	248	594	3905
% App. Total	3.8	87	9.2		17.8	69.8	12.4		16.2	78.5	5.3		30.1	28.1	41.8		
PHF	.771	.885	.833	.888	.821	.818	.444	.896	.913	.950	.859	.939	.844	.908	.873	.900	.934

**ANOKA COUNTY HIGHWAY
PC-WARRANTS
TRAFFIC SIGNAL WARRANT ANALYSIS**

Study Name : TMC1147
Study Date : 12/08/11
Page No. : 1

Signal Warrants - Summary

Major Street Approaches

Northbound: TH 65
Number of Lanes: 2
Approach Speed: 60
Total Approach Volume: 14,781

Southbound: TH 65
Number of Lanes: 2
Approach Speed: 65
Total Approach Volume: 14,957

Minor Street Approaches

Eastbound: CSAH 116
Number of Lanes: 2

Total Approach Volume: 5,401

Westbound: CSAH 116
Number of Lanes: 2

Total Approach Volume: 2,732

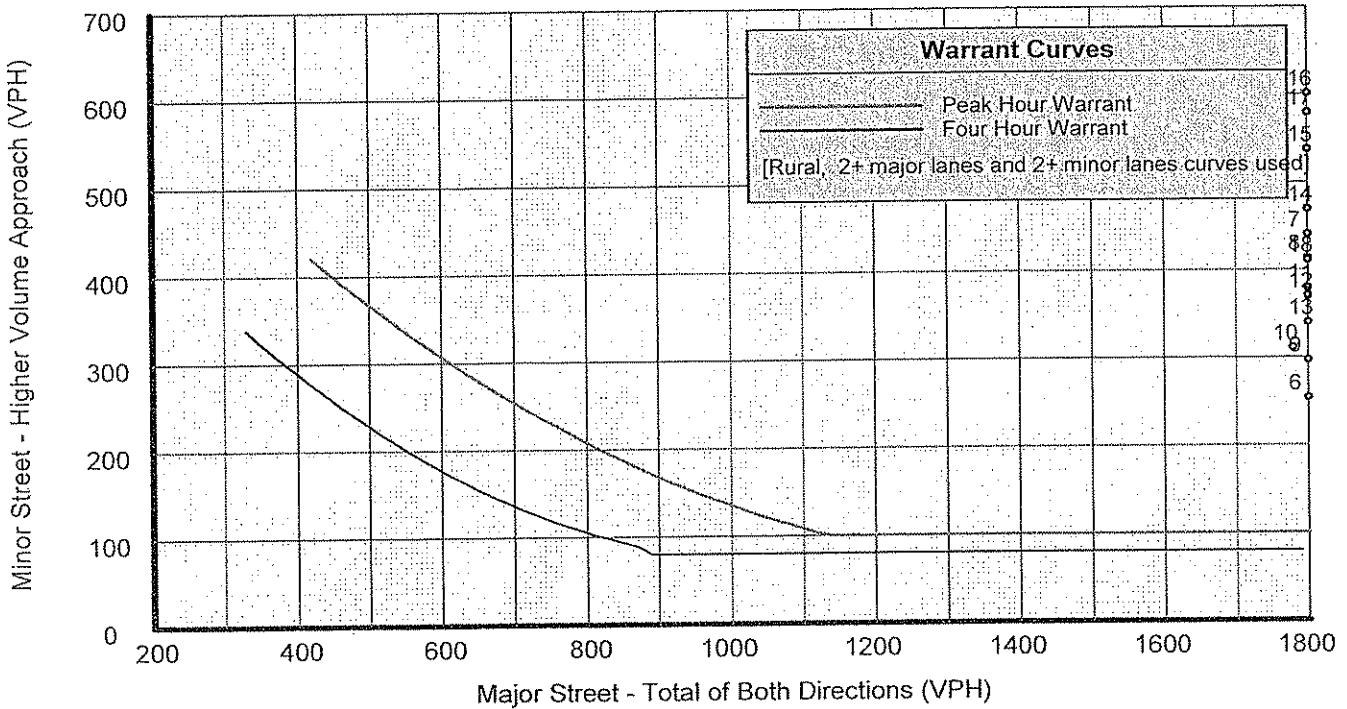
Warrant Summary (Rural values apply.)

Warrant 1 - Eight Hour Vehicular Volumes	Satisfied
Warrant 1A - Minimum Vehicular Volume	Satisfied
Required volumes reached for 13 hours, 8 are needed	
Warrant 1B - Interruption of Continuous Traffic	Satisfied
Required volumes reached for 13 hours, 8 are needed	
Warrant 1 A&B - Combination of Warrants	Satisfied
Required volumes reached for 13 hours, 8 are needed	
Warrant 2 - Four Hour Volumes	Satisfied
Number of hours (13) volumes exceed minimum >= minimum required (4).	
Warrant 3 - Peak Hour	Satisfied
Warrant 3A - Peak Hour Delay	Satisfied
Number of hours (52) volumes exceed minimum >= required (1). Delay data not evaluated.	
Warrant 3B - Peak Hour Volumes	Satisfied
Volumes exceed minimums for at least one hour.	
Warrant 4 - Pedestrian Volumes	Not Evaluated
Warrant 5 - School Crossing	Not Evaluated
Warrant 6 - Coordinated Signal System	Not Evaluated
Warrant 7 - Crash Experience	Not Evaluated
Warrant 8 - Roadway Network	Not Evaluated

ANOKA COUNTY HIGHWAY PC-WARRANTS TRAFFIC SIGNAL WARRANT ANALYSIS

Study Name : TMC1147
Study Date : 12/08/11
Page No. : 2

Signal Warrants - Summary



Analysis of 8-Hour Volume Warrants:

Hour Begin	Major Total	Higher Minor		War-1A			War-1B			War-1A&B		
		Vol	Dir	Major Crit	Minor Crit	Meets?	Major Crit	Minor Crit	Meets?	Major Crit	Minor Crit	Meets?
00:00	0	0	EB	420-No	140-No	---	630-No	70-No	---	504-No	112-No	---
01:00	0	0	EB	420-No	140-No	---	630-No	70-No	---	504-No	112-No	---
02:00	0	0	EB	420-No	140-No	---	630-No	70-No	---	504-No	112-No	---
03:00	0	0	EB	420-No	140-No	---	630-No	70-No	---	504-No	112-No	---
04:00	0	0	EB	420-No	140-No	---	630-No	70-No	---	504-No	112-No	---
05:00	0	0	EB	420-No	140-No	---	630-No	70-No	---	504-No	112-No	---
06:00	2,706	254	EB	420-Yes	140-Yes	Both	630-Yes	70-Yes	Both	504-Yes	112-Yes	Both
07:00	2,806	440	EB	420-Yes	140-Yes	Both	630-Yes	70-Yes	Both	504-Yes	112-Yes	Both
08:00	2,096	413	EB	420-Yes	140-Yes	Both	630-Yes	70-Yes	Both	504-Yes	112-Yes	Both
09:00	1,834	297	EB	420-Yes	140-Yes	Both	630-Yes	70-Yes	Both	504-Yes	112-Yes	Both
10:00	1,779	311	EB	420-Yes	140-Yes	Both	630-Yes	70-Yes	Both	504-Yes	112-Yes	Both
11:00	1,858	379	EB	420-Yes	140-Yes	Both	630-Yes	70-Yes	Both	504-Yes	112-Yes	Both
12:00	2,005	370	EB	420-Yes	140-Yes	Both	630-Yes	70-Yes	Both	504-Yes	112-Yes	Both
13:00	2,107	340	EB	420-Yes	140-Yes	Both	630-Yes	70-Yes	Both	504-Yes	112-Yes	Both
14:00	1,836	469	EB	420-Yes	140-Yes	Both	630-Yes	70-Yes	Both	504-Yes	112-Yes	Both
15:00	2,695	537	EB	420-Yes	140-Yes	Both	630-Yes	70-Yes	Both	504-Yes	112-Yes	Both
16:00	2,862	601	EB	420-Yes	140-Yes	Both	630-Yes	70-Yes	Both	504-Yes	112-Yes	Both
17:00	2,857	579	EB	420-Yes	140-Yes	Both	630-Yes	70-Yes	Both	504-Yes	112-Yes	Both
18:00	2,297	411	EB	420-Yes	140-Yes	Both	630-Yes	70-Yes	Both	504-Yes	112-Yes	Both
19:00	0	0	EB	420-No	140-No	---	630-No	70-No	---	504-No	112-No	---
20:00	0	0	EB	420-No	140-No	---	630-No	70-No	---	504-No	112-No	---
21:00	0	0	EB	420-No	140-No	---	630-No	70-No	---	504-No	112-No	---
22:00	0	0	EB	420-No	140-No	---	630-No	70-No	---	504-No	112-No	---
23:00	0	0	EB	420-No	140-No	---	630-No	70-No	---	504-No	112-No	---

**ANOKA COUNTY HIGHWAY
PC-WARRANTS
TRAFFIC SIGNAL WARRANT ANALYSIS**

Study Name : TMC1147
Study Date : 12/08/11
Page No. : 1

Multi-Way Stop Warrant Report

Major Street Approaches

Northbound: TH 65
Total Approach Volume: 14,781
Approach Speed: 60

Southbound: TH 65
Total Approach Volume: 14,957
Approach Speed: 65

Minor Street Approaches

Eastbound: CSAH 116
Total Approach Volume: 5,401

Westbound: CSAH 116
Total Approach Volume: 2,732

Warrant Summary

Criteria A - Interim Measure Not Evaluated
If traffic signals are justified, stop signs can be installed as an interim measure.

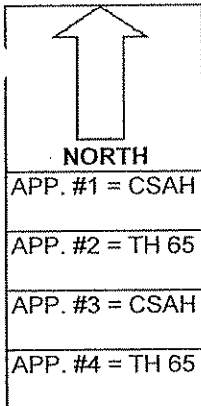
Criteria B - Crash Experience Not Evaluated

Criteria C - Minimum Volumes and Delays Satisfied
Delay data not evaluated
Required volumes reached for 14 hours, 8 are needed

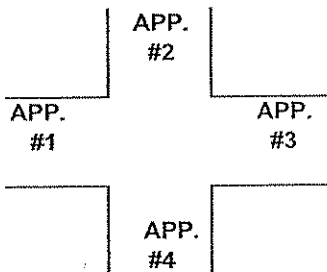
Criteria D - 80% of Volumes, Delays, and Crashes Not Evaluated
Delay data not evaluated
Number of crashes (-1) is less than the minimum required (4).
Required volumes reached for 0 hours, 8 are needed

Analysis of 8 Hour Volume Warrants:

Time	Major Total	Minor Total	Crit C			Crit D		
			Major	Minor Crit	Meets?	Major Crit	Minor Crit	Meets?
05:30 - 06:30	1,316	168	210-Yes	140-Yes	Both	240-Yes	160-Yes	Both
06:30 - 07:30	2,760	682	210-Yes	140-Yes	Both	240-Yes	160-Yes	Both
07:30 - 08:30	2,501	705	210-Yes	140-Yes	Both	240-Yes	160-Yes	Both
08:30 - 09:30	1,953	554	210-Yes	140-Yes	Both	240-Yes	160-Yes	Both
09:30 - 10:30	1,788	455	210-Yes	140-Yes	Both	240-Yes	160-Yes	Both
10:30 - 11:30	1,799	494	210-Yes	140-Yes	Both	240-Yes	160-Yes	Both
11:30 - 12:30	1,949	548	210-Yes	140-Yes	Both	240-Yes	160-Yes	Both
12:30 - 13:30	2,067	513	210-Yes	140-Yes	Both	240-Yes	160-Yes	Both
13:30 - 14:30	1,975	651	210-Yes	140-Yes	Both	240-Yes	160-Yes	Both
14:30 - 15:30	2,164	639	210-Yes	140-Yes	Both	240-Yes	160-Yes	Both
15:30 - 16:30	2,946	842	210-Yes	140-Yes	Both	240-Yes	160-Yes	Both
16:30 - 17:30	2,742	900	210-Yes	140-Yes	Both	240-Yes	160-Yes	Both
17:30 - 18:30	2,725	692	210-Yes	140-Yes	Both	240-Yes	160-Yes	Both
18:30 - 19:30	1,053	290	210-Yes	140-Yes	Both	240-Yes	160-Yes	Both
05:15 - 06:15	562	78	210-Yes	140-No	Major	240-Yes	160-No	Major
00:00 - 01:00	0	0	210-No	140-No	No	240-No	160-No	No
00:15 - 01:15	0	0	210-No	140-No	No	240-No	160-No	No
00:30 - 01:30	0	0	210-No	140-No	No	240-No	160-No	No
00:45 - 01:45	0	0	210-No	140-No	No	240-No	160-No	No
01:00 - 02:00	0	0	210-No	140-No	No	240-No	160-No	No
01:15 - 02:15	0	0	210-No	140-No	No	240-No	160-No	No
01:30 - 02:30	0	0	210-No	140-No	No	240-No	160-No	No
01:45 - 02:45	0	0	210-No	140-No	No	240-No	160-No	No
02:00 - 03:00	0	0	210-No	140-No	No	240-No	160-No	No



COUNT LOCATION: CSAH 116 (Bunker Lake Blvd.) @ TH 65 (Central Ave.) **DATE:** 11/29/2011



HEAVY VEHICLE- ANY VEHICLE HAVING MORE THAN FOUR TIRES TOUCHING THE PAVEMENT

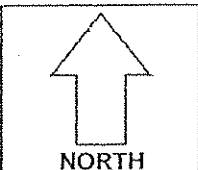
A. TRUCKS- A HEAVY VEHICLE INVOLVED PRIMARILY IN THE TRANSPORT OF GOODS OR IN THE DELIVERY OF A SERVICE.

B. RV- A HEAVY VEHICLE OPERATED BY A PRIVATE MOTORIST AND INVOLVED IN THE TRANSPORT OF RECREATIONAL EQUIPMENT OR FACILITIES.

C. BUSES- A HEAVY VEHICLE INVOLVED IN THE TRANSPORTATION OF GROUPS OF PEOPLE.

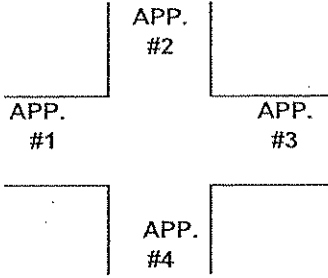
TIME	PEDESTRIANS					HEAVY VEHICLES		
	APP. #1	APP. #2	APP. #3	APP. #4	15 MIN TOT	TRUCKS	RV	BUS
6:00-6:15AM						13		2
6:15-6:30						32		5
6:30-6:45						18		6
6:45-7:00						23		8
HOURLY TOTAL						HOURLY TOTAL		107
7:00-7:15						16		21
7:15-7:30						17		8
7:30-7:45						27		6
7:45-8:00						28		6
HOURLY TOTAL						HOURLY TOTAL		129
8:00-8:15						29		6
8:15-8:30						36		15
8:30-8:45						36		7
8:45-9:00						33	1	3
HOURLY TOTAL						HOURLY TOTAL		166
9:00-9:15						47		2
9:15-9:30						35		5
9:30-9:45						37		2
9:45-10:00						37		
HOURLY TOTAL						HOURLY TOTAL		165
10:00-10:15						45		
10:15-10:30						30	1	1
10:30-10:45						34		2
10:45-11:00						41		
HOURLY TOTAL						HOURLY TOTAL		154
11:00-11:15						36		
11:15-11:30						42		1
11:30-11:45						51		1
11:45-12:00						33		
HOURLY TOTAL						HOURLY TOTAL		164
12:00-12:15						25		3
12:15-12:30						30		1
12:30-12:45						37		
12:45-1:00						45		2
HOURLY TOTAL						HOURLY TOTAL		143
1:00-1:15						34		3
1:15-1:30						41		3
1:30-1:45						31		1
1:45-2:00						42		1
HOURLY TOTAL						HOURLY TOTAL		156
					TOTAL		TOTAL	1184

1
2
3
4
5
6
7
8
9
10
11
12
13
14
15
16
17
18
19
20
21
22
23
24
25
26
27
28
29
30
31
32



COUNT LOCATION: CSAH 116 (Bunker Lake Blvd.) @ TH 65 (Central Ave.) DATE: 12/05/2011

APP. #1 = CSAH 116
APP. #2 = TH 65
APP. #3 = CSAH 116
APP. #4 = TH 65



HEAVY VEHICLE- ANY VEHICLE HAVING MORE THAN FOUR TIRES TOUCHING THE PAVEMENT

A. TRUCKS- A HEAVY VEHICLE INVOLVED PRIMARILY IN THE TRANSPORT OF GOODS OR IN THE DELIVERY OF A SERVICE.

B. RV- A HEAVY VEHICLE OPERATED BY A PRIVATE MOTORIST AND INVOLVED IN THE TRANSPORT OF RECREATIONAL EQUIPMENT OR FACILITIES.

C. BUSES- A HEAVY VEHICLE INVOLVED IN THE TRANSPORTATION OF GROUPS OF PEOPLE.

TIME	PEDESTRIANS					HEAVY VEHICLES		
	APP. #1	APP. #2	APP. #3	APP. #4	15 MIN TOT	TRUCKS	RV	BUS
2:00-2:15PM						39		1
2:15-2:30						31		1
2:30-2:45						28		2
2:45-3:00						35	1	
HOURLY TOTAL						HOURLY TOTAL		138
3:00-3:15						29		1
3:15-3:30						32		
3:30-3:45						26		2
3:45-4:00						31		2
HOURLY TOTAL						HOURLY TOTAL		123
4:00-4:15						20		
4:15-4:30						38		1
4:30-4:45						22		
4:45-5:00						20		1
HOURLY TOTAL						HOURLY TOTAL		102
5:00-5:15						11		
5:15-5:30						14		1
5:30-5:45						19		1
5:45-6:00						15		1
HOURLY TOTAL						HOURLY TOTAL		62
6:00-6:15						9		1
6:15-6:30						16		
6:30-6:45						9		1
6:45-7:00						11		
HOURLY TOTAL						HOURLY TOTAL		47
					TOTAL		TOTAL	1656

1
2
3
4
5
6
7
8
9
10
11
12
13
14
15
16
17
18
19
20