

Date : 01/10/12


Count Number : TMC1201

Location : CR 18 (Crosstown Blvd.)

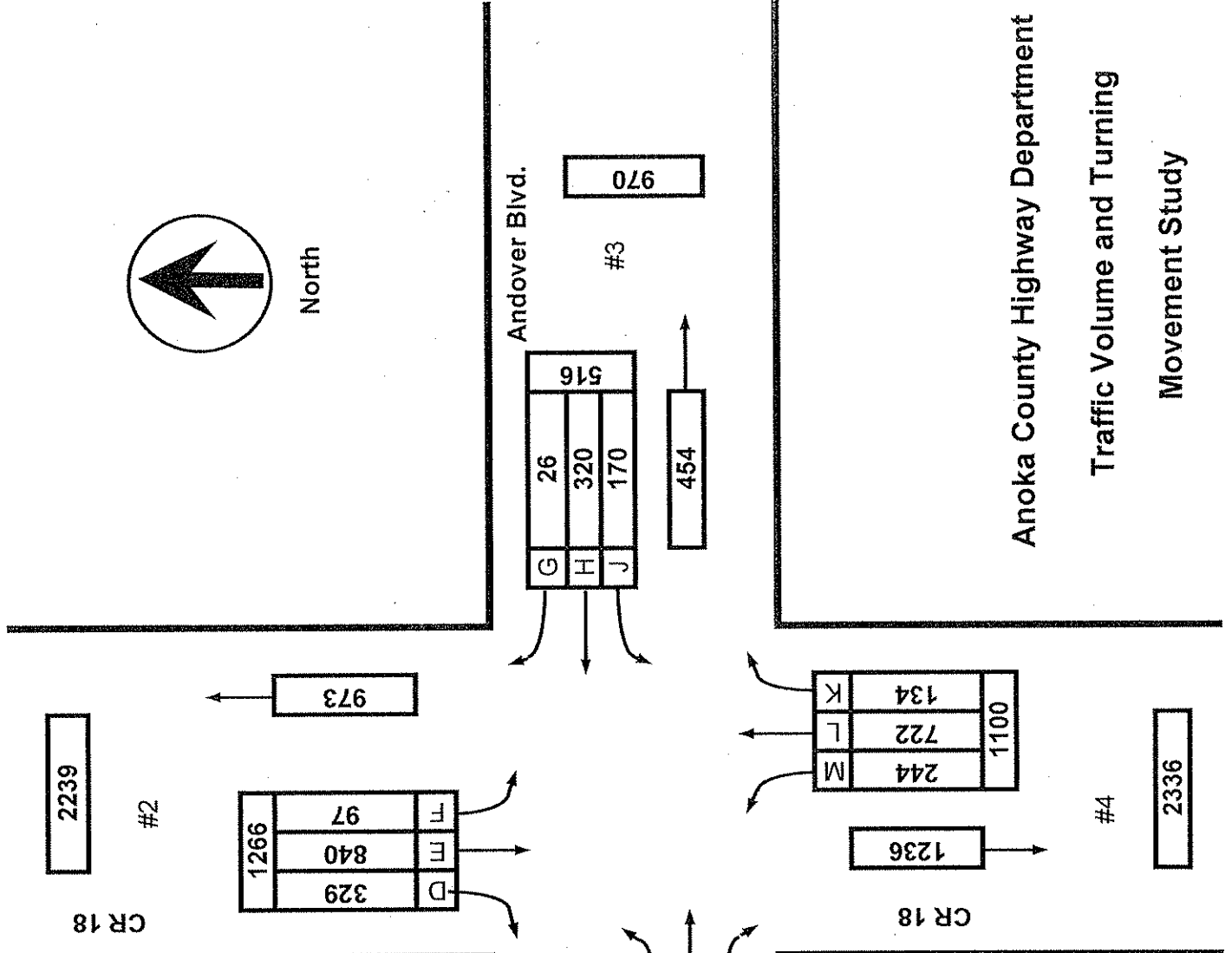
@ Andover Blvd.

Collection Period : PEAK HOURS

7 - 8 AM, 1:30 - 3:30 PM




North



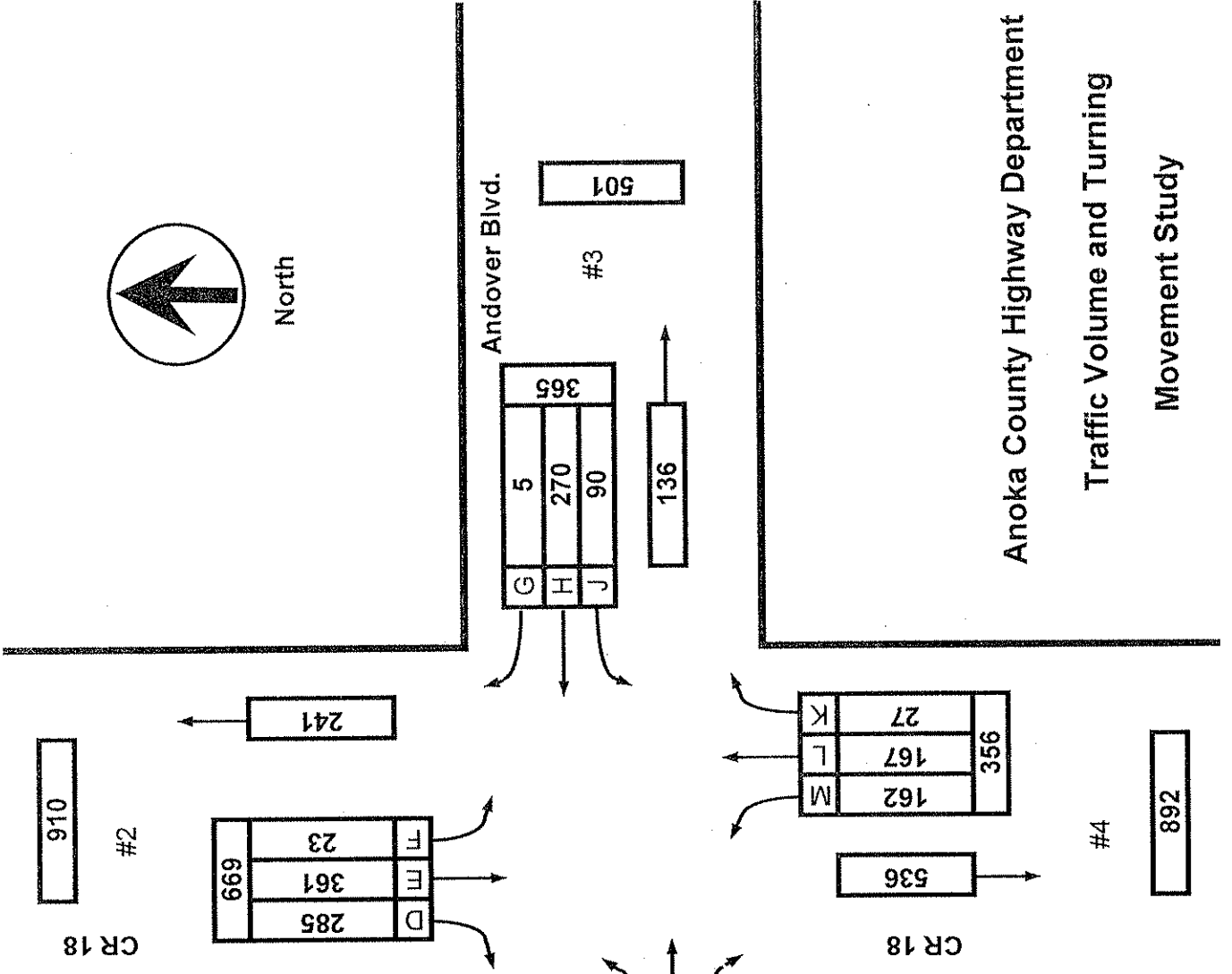
EXISTING LANES OF APPROACH				
	RIGHT TURN LANE	LEFT TURN LANE	THRU LANES	TOTAL
#1	1	1	1	3
#2	1	1	1	3
#3	1	1	1	3
#4	1	1	1	3

Anoka County Highway Department
 Traffic Volume and Turning
 Movement Study

Date: 01/10/12
 Count Number: TMC1201
 Location: CR 18 (Crosstown Blvd.)
 @ Andover Blvd.
 Collection Period: AM PEAK
 Hour: 7 - 8 AM



North



	EXISTING LANES OF APPROACH			TOTAL
	RIGHT TURN LANE	LEFT TURN LANE	THRU LANES	
#1	1	1	1	3
#2	1	1	1	3
#3	1	1	1	3
#4	1	1	1	3

Anoka County Highway Department
 Traffic Volume and Turning
 Movement Study

Date : 10/30/12


Count Number : TMC1201

Location : CR 18 (Crosstown Blvd.)

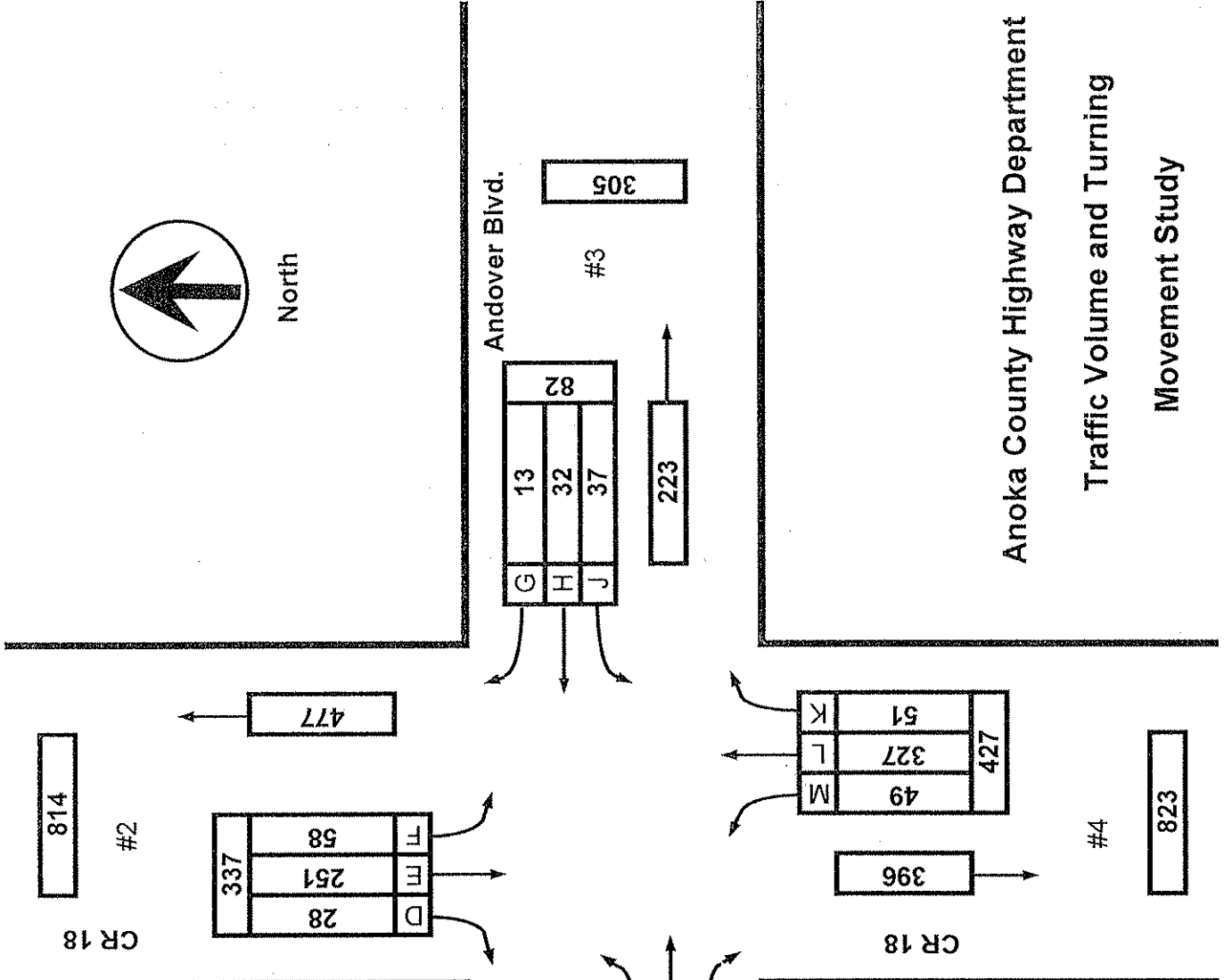
@ Andover Blvd.

Collection Period : PM PEAK

Hour : 2:15 PM - 3:15 PM



North



EXISTING LANES OF APPROACH				TOTAL
	RIGHT TURN LANE	LEFT TURN LANE	THRU LANES	
#1	1	1	1	3
#2	1	1	1	3
#3	1	1	1	3
#4	1	1	1	3

Anoka County Highway Department
 Traffic Volume and Turning
 Movement Study



Anoka County Highway Department

Traffic Engineering Section

Traffic Volume and Turning Movement Study

Weather: Cool and Sunny
 Counter: TDC-12
 Counted by: Andrea and Sam

File Name : TMC1201
 Site Code : 12010101
 Start Date : 01/10/2012
 Page No : 1

Groups Printed- Unshifted

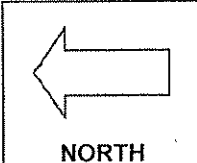
Start Time	CR 18 Southbound					Andover Blvd Westbound					CR 18 Northbound					Andover Blvd Eastbound					Exclu. Total	Inclu. Total	Int. Total
	Left	Thru	Right	Heavys	App. Total	Left	Thru	Right	Heavys	App. Total	Left	Thru	Right	Heavys	App. Total	Left	Thru	Right	Heavys	App. Total			
07:00	11	103	45	4	159	18	43	2	1	63	46	24	4	4	74	9	15	13	0	37	9	333	342
07:15	4	84	144	9	232	25	119	3	1	147	65	46	11	2	122	25	27	37	0	89	12	590	602
07:30	7	98	95	5	200	30	104	0	2	134	49	37	9	4	95	33	43	33	1	109	12	538	550
07:45	1	76	1	0	78	17	4	0	2	21	2	60	3	7	65	2	1	2	1	5	10	169	179
Total	23	361	285	18	669	90	270	5	6	365	162	167	27	17	356	69	86	85	2	240	43	1630	1673

*** BREAK ***

13:30	1	45	0	2	46	14	0	1	1	15	0	38	15	1	53	2	2	1	0	5	4	119	123
13:45	2	47	3	2	52	11	3	2	1	16	6	46	7	3	59	1	5	5	1	11	7	138	145
Total	3	92	3	4	98	25	3	3	2	31	6	84	22	4	112	3	7	6	1	16	11	257	268
14:00	2	46	8	1	56	7	4	0	0	11	20	47	19	5	86	2	4	5	0	11	6	164	170
14:15	12	53	8	7	73	10	8	5	1	23	14	59	7	8	80	58	44	46	0	148	16	324	340
14:30	21	80	9	7	110	11	7	4	2	22	16	79	17	7	112	59	54	32	1	145	17	389	406
14:45	9	53	8	2	70	5	8	2	0	15	6	93	8	8	107	12	12	16	1	40	11	232	243
Total	44	232	33	17	309	33	27	11	3	71	56	278	51	28	385	131	114	99	2	344	50	1109	1159
15:00	16	65	3	4	84	11	9	2	0	22	13	96	19	5	128	8	4	14	1	26	10	260	270
15:15	11	90	5	13	106	11	11	5	1	27	7	97	15	0	119	14	12	22	0	48	14	300	314
Grand Total	97	840	329	56	1266	170	320	26	12	516	244	722	134	54	1100	225	223	226	6	674	128	3556	3684
Apprch %	7.7	66.4	26			32.9	62	5			22.2	65.6	12.2			33.4	33.1	33.5					
Total %	2.7	23.6	9.3		35.6	4.8	9	0.7		14.5	6.9	20.3	3.8		30.9	6.3	6.3	6.4		19	3.5	96.5	

Start Time	CR 18 Southbound				Andover Blvd Westbound				CR 18 Northbound				Andover Blvd Eastbound				Int. Total
	Left	Thru	Right	App. Total	Left	Thru	Right	App. Total	Left	Thru	Right	App. Total	Left	Thru	Right	App. Total	
Peak Hour Analysis From 07:00 to 11:45 - Peak 1 of 1																	
Peak Hour for Entire Intersection Begins at 07:00																	
07:00	11	103	45	159	18	43	2	63	46	24	4	74	9	15	13	37	333
07:15	4	84	144	232	25	119	3	147	65	46	11	122	25	27	37	89	590
07:30	7	98	95	200	30	104	0	134	49	37	9	95	33	43	33	109	538
07:45	1	76	1	78	17	4	0	21	2	60	3	65	2	1	2	5	169
Total Volume	23	361	285	669	90	270	5	365	162	167	27	356	69	86	85	240	1630
% App. Total	3.4	54	42.6		24.7	74	1.4		45.5	46.9	7.6		28.8	35.8	35.4		
PHF	.523	.876	.495	.721	.750	.567	.417	.621	.623	.696	.614	.730	.523	.500	.574	.550	.691

Peak Hour Analysis From 12:00 to 15:15 - Peak 1 of 1																	
Peak Hour for Entire Intersection Begins at 14:15																	
14:15	12	53	8	73	10	8	5	23	14	59	7	80	58	44	46	148	324
14:30	21	80	9	110	11	7	4	22	16	79	17	112	59	54	32	145	389
14:45	9	53	8	70	5	8	2	15	6	93	8	107	12	12	16	40	232
15:00	16	65	3	84	11	9	2	22	13	96	19	128	8	4	14	26	260
Total Volume	58	251	28	337	37	32	13	82	49	327	51	427	137	114	108	359	1205
% App. Total	17.2	74.5	8.3		45.1	39	15.9		11.5	76.6	11.9		38.2	31.8	30.1		
PHF	.690	.784	.778	.766	.841	.889	.650	.891	.766	.852	.671	.834	.581	.528	.587	.606	.774



COUNT LOCATION:

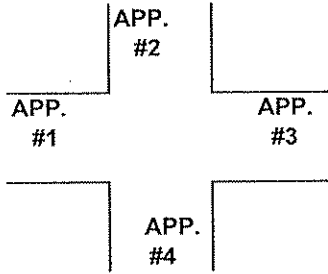
CR 18 (Crosstown Blvd.)

DATE:

01/10/2012

@ Andover Blvd.

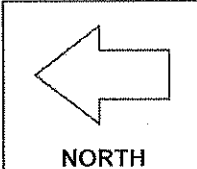
APP. #1 = CR 18
APP. #2 = Andover Blvd.
APP. #3 = CR 18
APP. #4 = Andover Blvd.



- HEAVY VEHICLE- ANY VEHICLE HAVING MORE THAN FOUR TIRES TOUCHING THE PAVEMENT
- A. TRUCKS- A HEAVY VEHICLE INVOLVED PRIMARILY IN THE TRANSPORT OF GOODS OR IN THE DELIVERY OF A SERVICE.
 - B. RV- A HEAVY VEHICLE OPERATED BY A PRIVATE MOTORIST AND INVOLVED IN THE TRANSPORT OF RECREATIONAL EQUIPMENT OR FACILITIES.
 - C. BUSES- A HEAVY VEHICLE INVOLVED IN THE TRANSPORTATION OF GROUPS OF PEOPLE.

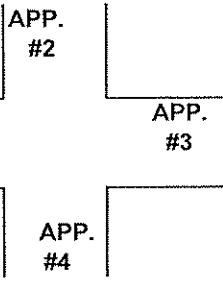
TIME	PEDESTRIANS					HEAVY VEHICLES		
	APP. #1	APP. #2	APP. #3	APP. #4	15 MIN TOT	TRUCKS	RV	BUS
6:00-6:15AM								
6:15-6:30								
6:30-6:45								
6:45-7:00								
HOURLY TOTAL						HOURLY TOTAL		
7:00-7:15				1	1	1		8
7:15-7:30	3			1	4	1		11
7:30-7:45						4		8
7:45-8:00						2		8
HOURLY TOTAL					5	HOURLY TOTAL		43
8:00-8:15								
8:15-8:30								
8:30-8:45								
8:45-9:00								
HOURLY TOTAL						HOURLY TOTAL		
9:00-9:15								
9:15-9:30								
9:30-9:45								
9:45-10:00								
HOURLY TOTAL						HOURLY TOTAL		
10:00-10:15								
10:15-10:30								
10:30-10:45								
10:45-11:00								
HOURLY TOTAL						HOURLY TOTAL		
11:00-11:15								
11:15-11:30								
11:30-11:45								
11:45-12:00								
HOURLY TOTAL						HOURLY TOTAL		
12:00-12:15								
12:15-12:30								
12:30-12:45								
12:45-1:00								
HOURLY TOTAL						HOURLY TOTAL		
1:00-1:15								
1:15-1:30								
1:30-1:45						4		
1:45-2:00		2			2	7		
HOURLY TOTAL					2	HOURLY TOTAL		11
TOTAL					7	TOTAL		54

1
2
3
4
5
6
7
8
9
10
11
12
13
14
15
16
17
18
19
20
21
22
23
24
25
26
27
28
29
30
31
32



COUNT LOCATION: CR 18 (Crosstown Blvd.) DATE: 10/30/2012
@ Andover Blvd.

- NORTH**
- APP. #1 = CR 18
 - APP. #2 = Andover Blvd.
 - APP. #3 = CR 18
 - APP. #4 = Andover Blvd.



HEAVY VEHICLE- ANY VEHICLE HAVING MORE THAN FOUR TIRES TOUCHING THE PAVEMENT

- A. TRUCKS- A HEAVY VEHICLE INVOLVED PRIMARILY IN THE TRANSPORT OF GOODS OR IN THE DELIVERY OF A SERVICE.
- B. RV- A HEAVY VEHICLE OPERATED BY A PRIVATE MOTORIST AND INVOLVED IN THE TRANSPORT OF RECREATIONAL EQUIPMENT OR FACILITIES.
- C. BUSES- A HEAVY VEHICLE INVOLVED IN THE TRANSPORTATION OF GROUPS OF PEOPLE.

TIME	PEDESTRIANS					HEAVY VEHICLES		
	APP. #1	APP. #2	APP. #3	APP. #4	15 MIN TOT	TRUCKS	RV	BUS
2:00-2:15PM						3		3
2:15-2:30	4	2			6	6		10
2:30-2:45	3	2	1	10	16	6		11
2:45-3:00	2	1			3	5		6
HOURLY TOTAL					25	HOURLY TOTAL		50
3:00-3:15						4		6
3:15-3:30	3	4		1	8	4		10
3:30-3:45								
3:45-4:00								
HOURLY TOTAL					8	HOURLY TOTAL		24
4:00-4:15								
4:15-4:30								
4:30-4:45								
4:45-5:00								
HOURLY TOTAL						HOURLY TOTAL		
5:00-5:15								
5:15-5:30								
5:30-5:45								
5:45-6:00								
HOURLY TOTAL						HOURLY TOTAL		
6:00-6:15								
6:15-6:30								
6:30-6:45								
6:45-7:00								
HOURLY TOTAL						HOURLY TOTAL		
7:00-7:15								
7:15-7:30								
7:30-7:45								
7:45-8:00								
HOURLY TOTAL						HOURLY TOTAL		
8:00-8:15								
8:15-8:30								
8:30-8:45								
8:45-9:00								
HOURLY TOTAL						HOURLY TOTAL		
9:00-9:15								
9:15-9:30								
9:30-9:45								
9:45-10:00								
HOURLY TOTAL						HOURLY TOTAL		
					TOTAL	40	TOTAL	128

1
2
3
4
5
6
7
8
9
10
11
12
13
14
15
16
17
18
19
20
21
22
23
24
25
26
27
28
29
30
31
32