


Date : 01/10/12

Count Number : TMC1202

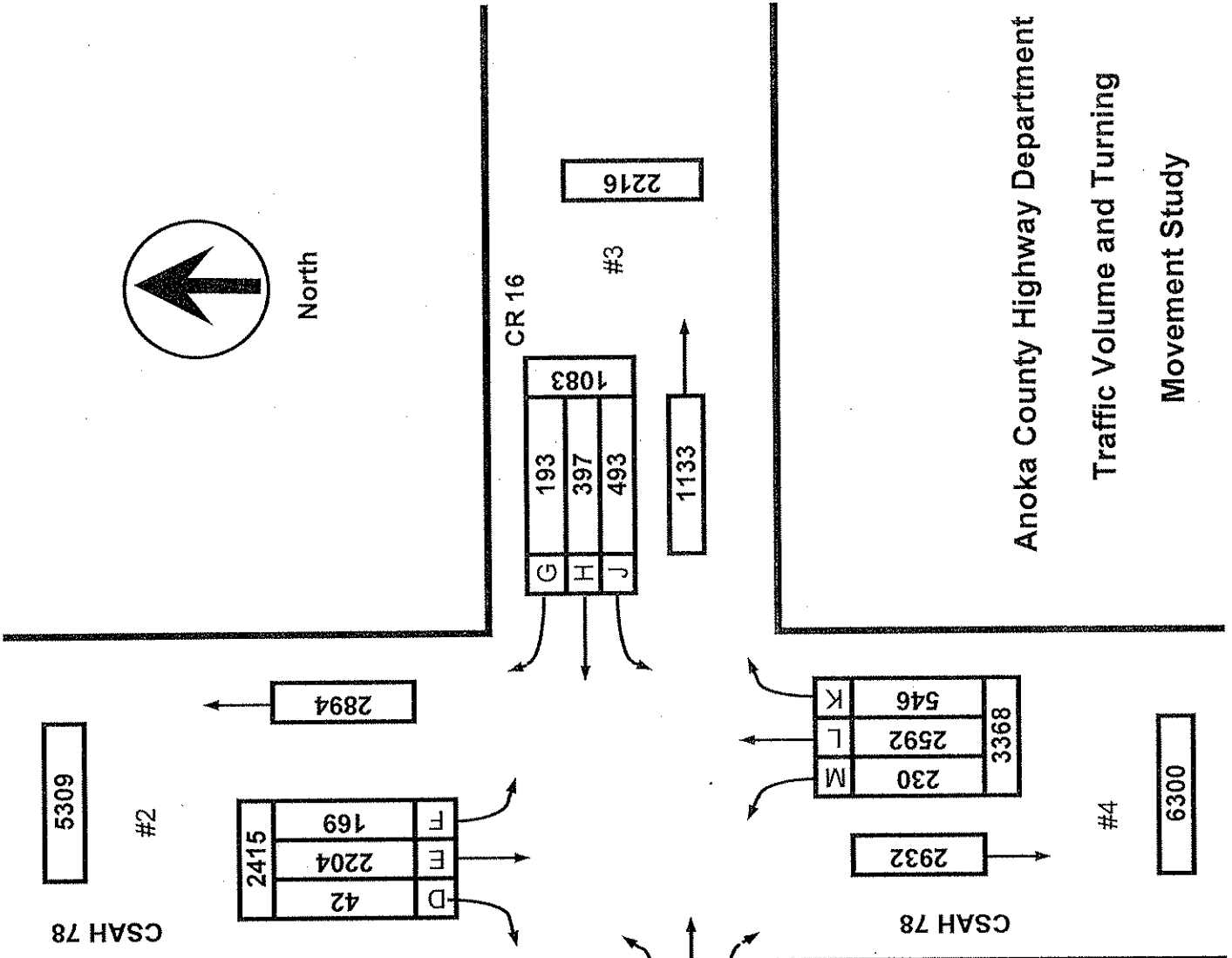
Location : CSAH 78 (Hanson Blvd.)

@ CR 16 (Andover Blvd.)

Collection Period : PEAK HOURS  
7 - 8 AM, 1:30 - 5:00 PM



North



	EXISTING LANES OF APPROACH			TOTAL
	RIGHT TURN LANE	LEFT TURN LANE	THRU LANES	
#1	0	1	1	2
#2	0	1	1	2
#3	0	1	1	2
#4	1	1	1	3

Anoka County Highway Department  
Traffic Volume and Turning  
Movement Study

Date : 01/10/12

Count Number : TMC1202

Location : CSAH 78 (Hanson Blvd.)

@ CR 16 (Andover Blvd.)

Collection Period : AM PEAK

Hour : 7 - 8 AM

1229  
#2  
CSAH 78

890	D	18
	TH	839
	T	33

339

488 #1

299	
189	C
70	B
92	A

Andover Blvd.

CR 16

62	G
213	H
221	J

627 #3

131

EXISTING LANES OF APPROACH				TOTAL
	RIGHT TURN LANE	LEFT TURN LANE	THRU LANES	
#1	0	1	1	2
#2	0	1	1	2
#3	0	1	1	2
#4	1	1	1	3


68	M
250	L
28	K
346	

1152

CSAH 78

#4

1498




North

Anoka County Highway Department

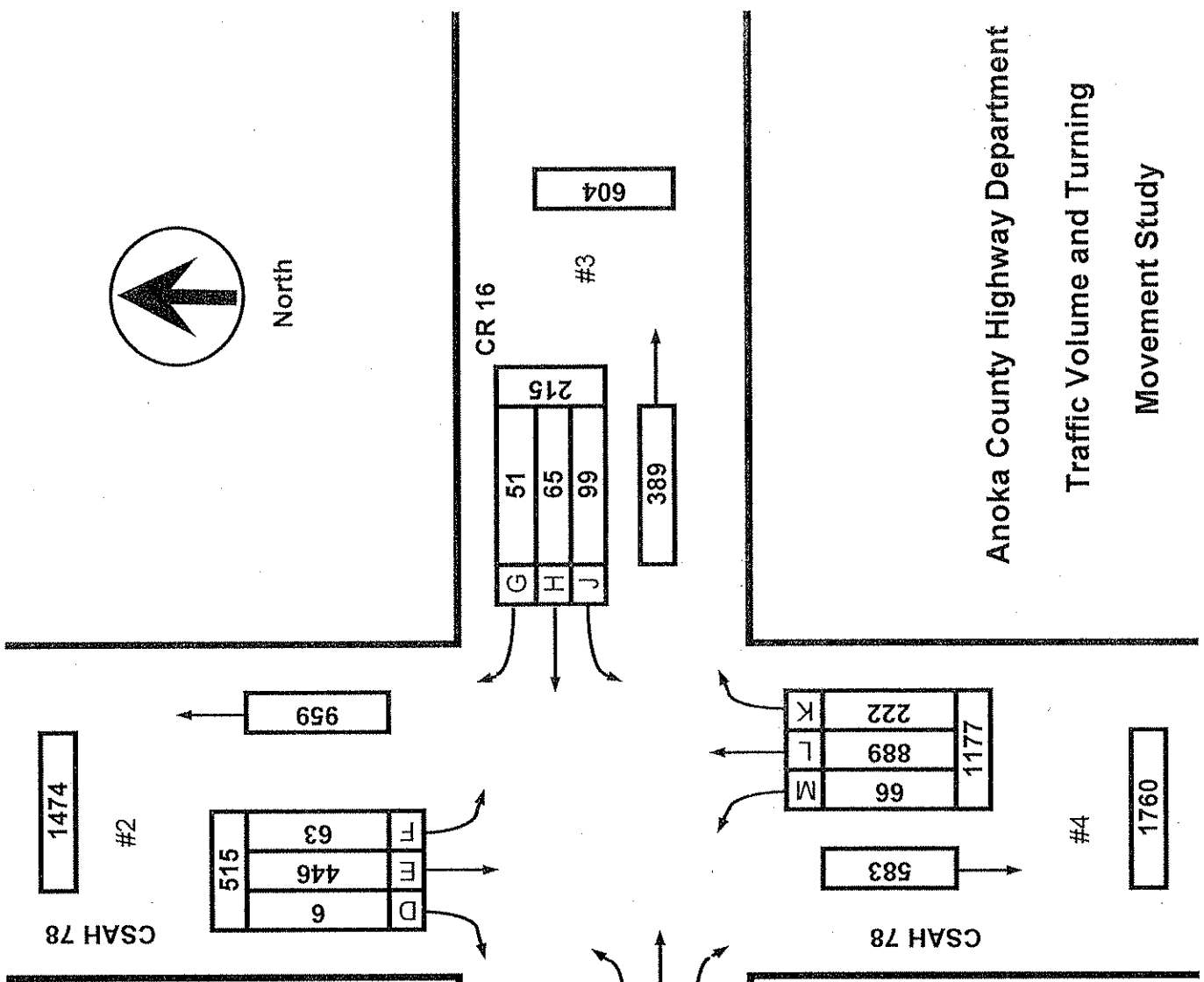
Traffic Volume and Turning

Movement Study

Date : 10/29/12  
 Count Number : TMC1202  
 Location : CSAH 78 (Hanson Blvd.)  
 @ CR 16 (Andover Blvd.)  
 Collection Period : PM PEAK  
 Hour : 4 - 5 PM



North



	EXISTING LANES OF APPROACH			TOTAL
	RIGHT TURN LANE	LEFT TURN LANE	THRU LANES	
#1	0	1	1	2
#2	0	1	1	2
#3	0	1	1	2
#4	1	1	1	3

Anoka County Highway Department  
 Traffic Volume and Turning  
 Movement Study



# Anoka County Highway Department

## Traffic Engineering Section

### Traffic Volume and Turning Movement Study

File Name : TMC1202  
 Site Code : 12020201  
 Start Date : 01/10/2012  
 Page No : 1

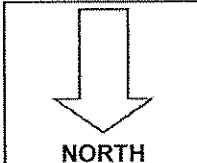
Weather: Cool and Sunny  
 Counter: DB-400  
 Counted by: Andrea and Sam

**Groups Printed- Unshifted**

Start Time	CSAH 78 Southbound					CR 16 Westbound					CSAH 78 Northbound					Andover Blvd Eastbound					Exclu. Total	Inclu. Total	Int. Total
	Left	Thru	Right	Heavys	App. Total	Left	Thru	Right	Heavys	App. Total	Left	Thru	Right	Heavys	App. Total	Left	Thru	Right	Heavys	App. Total			
07:00	7	224	1	2	232	56	50	9	3	115	18	34	8	8	60	4	12	27	2	43	15	450	465
07:15	5	186	11	1	202	60	109	20	3	189	34	55	7	9	96	11	16	23	5	50	18	537	555
07:30	9	219	3	2	231	65	44	20	2	129	13	87	6	5	106	9	28	27	2	64	11	530	541
07:45	12	210	3	3	225	40	10	13	3	63	3	74	7	5	84	3	14	15	2	32	13	404	417
<b>Total</b>	<b>33</b>	<b>839</b>	<b>18</b>	<b>8</b>	<b>890</b>	<b>221</b>	<b>213</b>	<b>62</b>	<b>11</b>	<b>496</b>	<b>68</b>	<b>250</b>	<b>28</b>	<b>27</b>	<b>346</b>	<b>27</b>	<b>70</b>	<b>92</b>	<b>11</b>	<b>189</b>	<b>57</b>	<b>1921</b>	<b>1978</b>
*** BREAK ***																							
13:30	5	75	1	1	81	16	10	1	1	27	10	91	14	3	115	5	3	3	0	11	5	234	239
13:45	4	88	0	2	92	20	15	7	4	42	6	102	18	8	126	2	13	4	1	19	15	279	294
<b>Total</b>	<b>9</b>	<b>163</b>	<b>1</b>	<b>3</b>	<b>173</b>	<b>36</b>	<b>25</b>	<b>8</b>	<b>5</b>	<b>69</b>	<b>16</b>	<b>193</b>	<b>32</b>	<b>11</b>	<b>241</b>	<b>7</b>	<b>16</b>	<b>7</b>	<b>1</b>	<b>30</b>	<b>20</b>	<b>513</b>	<b>533</b>
14:00	4	81	1	3	86	14	7	3	0	24	10	109	21	11	140	1	12	5	2	18	16	268	284
14:15	0	87	1	4	88	14	17	10	1	41	7	124	24	9	155	11	32	12	4	55	18	339	357
14:30	5	80	1	4	86	18	8	9	5	35	10	135	39	12	184	18	69	23	4	110	25	415	440
14:45	6	79	2	0	87	18	11	6	7	35	6	161	30	10	197	7	21	19	0	47	17	366	383
<b>Total</b>	<b>15</b>	<b>327</b>	<b>5</b>	<b>11</b>	<b>347</b>	<b>64</b>	<b>43</b>	<b>28</b>	<b>13</b>	<b>135</b>	<b>33</b>	<b>529</b>	<b>114</b>	<b>42</b>	<b>676</b>	<b>37</b>	<b>134</b>	<b>58</b>	<b>10</b>	<b>230</b>	<b>76</b>	<b>1388</b>	<b>1464</b>
15:00	5	95	0	10	100	16	9	9	2	34	12	141	36	4	189	5	31	15	2	51	18	374	392
15:15	7	89	2	10	98	18	14	15	3	47	16	186	35	10	237	9	14	13	2	36	25	418	443
15:30	20	133	6	6	159	22	16	7	5	45	10	194	47	5	251	2	24	4	1	30	17	485	502
15:45	17	112	4	10	133	17	12	13	3	42	9	210	32	4	251	3	25	7	2	35	19	461	480
<b>Total</b>	<b>49</b>	<b>429</b>	<b>12</b>	<b>36</b>	<b>490</b>	<b>73</b>	<b>51</b>	<b>44</b>	<b>13</b>	<b>168</b>	<b>47</b>	<b>731</b>	<b>150</b>	<b>23</b>	<b>928</b>	<b>19</b>	<b>94</b>	<b>39</b>	<b>7</b>	<b>152</b>	<b>79</b>	<b>1738</b>	<b>1817</b>
16:00	13	92	3	8	108	19	7	12	2	38	13	216	66	2	295	3	28	12	2	43	14	484	498
16:15	18	132	1	4	151	26	15	7	1	48	14	205	57	6	276	6	32	12	1	50	12	525	537
16:30	13	95	0	7	108	25	23	17	1	65	21	216	46	7	283	1	18	5	1	24	16	480	496
16:45	19	127	2	7	148	29	20	15	4	64	18	252	53	7	323	9	26	9	0	44	18	579	597
<b>Total</b>	<b>63</b>	<b>446</b>	<b>6</b>	<b>26</b>	<b>515</b>	<b>99</b>	<b>65</b>	<b>51</b>	<b>8</b>	<b>215</b>	<b>66</b>	<b>889</b>	<b>222</b>	<b>22</b>	<b>1177</b>	<b>19</b>	<b>104</b>	<b>38</b>	<b>4</b>	<b>161</b>	<b>60</b>	<b>2068</b>	<b>2128</b>
<b>Grand Total</b>	<b>169</b>	<b>2204</b>	<b>42</b>	<b>84</b>	<b>2415</b>	<b>493</b>	<b>397</b>	<b>193</b>	<b>50</b>	<b>1083</b>	<b>230</b>	<b>2592</b>	<b>546</b>	<b>125</b>	<b>3368</b>	<b>109</b>	<b>418</b>	<b>235</b>	<b>33</b>	<b>762</b>	<b>292</b>	<b>7628</b>	<b>7920</b>
Apprch %	7	91.3	1.7			45.5	36.7	17.8			6.8	77	16.2			14.3	54.9	30.8					
Total %	2.2	28.9	0.6		31.7	6.5	5.2	2.5		14.2	3	34	7.2		44.2	1.4	5.5	3.1		10	3.7	96.3	

Start Time	CSAH 78 Southbound				CR 16 Westbound				CSAH 78 Northbound				Andover Blvd Eastbound				Int. Total
	Left	Thru	Right	App. Total	Left	Thru	Right	App. Total	Left	Thru	Right	App. Total	Left	Thru	Right	App. Total	
Peak Hour Analysis From 07:00 to 11:45 - Peak 1 of 1																	
Peak Hour for Entire Intersection Begins at 07:00																	
07:00	7	224	1	232	56	50	9	115	18	34	8	60	4	12	27	43	450
07:15	5	186	11	202	60	109	20	189	34	55	7	96	11	16	23	50	537
07:30	9	219	3	231	65	44	20	129	13	87	6	106	9	28	27	64	530
07:45	12	210	3	225	40	10	13	63	3	74	7	84	3	14	15	32	404
<b>Total Volume</b>	<b>33</b>	<b>839</b>	<b>18</b>	<b>890</b>	<b>221</b>	<b>213</b>	<b>62</b>	<b>496</b>	<b>68</b>	<b>250</b>	<b>28</b>	<b>346</b>	<b>27</b>	<b>70</b>	<b>92</b>	<b>189</b>	<b>1921</b>
<b>% App. Total</b>	<b>3.7</b>	<b>94.3</b>	<b>2</b>		<b>44.6</b>	<b>42.9</b>	<b>12.5</b>		<b>19.7</b>	<b>72.3</b>	<b>8.1</b>		<b>14.3</b>	<b>37</b>	<b>48.7</b>		
PHF	.688	.936	.409	.959	.850	.489	.775	.656	.500	.718	.875	.816	.614	.625	.852	.738	.894

Peak Hour Analysis From 12:00 to 16:45 - Peak 1 of 1																	
Peak Hour for Entire Intersection Begins at 16:00																	
16:00	13	92	3	108	19	7	12	38	13	216	66	295	3	28	12	43	484
16:15	18	132	1	151	26	15	7	48	14	205	57	276	6	32	12	50	525
16:30	13	95	0	108	25	23	17	65	21	216	46	283	1	18	5	24	480
16:45	19	127	2	148	29	20	15	64	18	252	53	323	9	26	9	44	579
<b>Total Volume</b>	<b>63</b>	<b>446</b>	<b>6</b>	<b>515</b>	<b>99</b>	<b>65</b>	<b>51</b>	<b>215</b>	<b>66</b>	<b>889</b>	<b>222</b>	<b>1177</b>	<b>19</b>	<b>104</b>	<b>38</b>	<b>161</b>	<b>2068</b>
<b>% App. Total</b>	<b>12.2</b>	<b>86.6</b>	<b>1.2</b>		<b>46</b>	<b>30.2</b>	<b>23.7</b>		<b>5.6</b>	<b>75.5</b>	<b>18.9</b>		<b>11.8</b>	<b>64.6</b>	<b>23.6</b>		
PHF	.829	.845	.500	.853	.853	.707	.750	.827	.786	.882	.841	.911	.528	.813	.792	.805	.893



COUNT LOCATION:

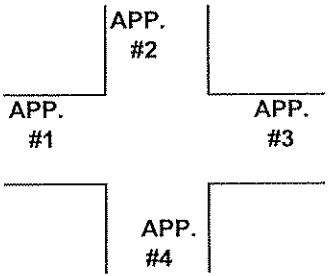
CSAH 78 (Hanson Blvd.)

DATE:

01/10/2012

@ CR 16 (Andover Blvd.)

- APP. #1 = CR 16
- APP. #2 = CSAH 78
- APP. #3 = Andover Blvd.
- APP. #4 = CSAH 78



HEAVY VEHICLE- ANY VEHICLE HAVING MORE THAN FOUR TIRES TOUCHING THE PAVEMENT

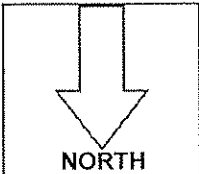
A. TRUCKS- A HEAVY VEHICLE INVOLVED PRIMARILY IN THE TRANSPORT OF GOODS OR IN THE DELIVERY OF A SERVICE.

B. RV- A HEAVY VEHICLE OPERATED BY A PRIVATE MOTORIST AND INVOLVED IN THE TRANSPORT OF RECREATIONAL EQUIPMENT OR FACILITIES.

C. BUSES- A HEAVY VEHICLE INVOLVED IN THE TRANSPORTATION OF GROUPS OF PEOPLE.

TIME	PEDESTRIANS					HEAVY VEHICLES		
	APP. #1	APP. #2	APP. #3	APP. #4	15 MIN TOT	TRUCKS	RV	BUS
6:00-6:15AM								
6:15-6:30								
6:30-6:45								
6:45-7:00								
<b>HOURLY TOTAL</b>						<b>HOURLY TOTAL</b>		
7:00-7:15		2			2	4		11
7:15-7:30						2		17
7:30-7:45		1	1		2	5		6
7:45-8:00		1	1		2	3		10
<b>HOURLY TOTAL</b>					<b>6</b>	<b>HOURLY TOTAL</b>		<b>58</b>
8:00-8:15								
8:15-8:30								
8:30-8:45								
8:45-9:00								
<b>HOURLY TOTAL</b>						<b>HOURLY TOTAL</b>		
9:00-9:15								
9:15-9:30								
9:30-9:45								
9:45-10:00								
<b>HOURLY TOTAL</b>						<b>HOURLY TOTAL</b>		
10:00-10:15								
10:15-10:30								
10:30-10:45								
10:45-11:00								
<b>HOURLY TOTAL</b>						<b>HOURLY TOTAL</b>		
11:00-11:15								
11:15-11:30								
11:30-11:45								
11:45-12:00								
<b>HOURLY TOTAL</b>						<b>HOURLY TOTAL</b>		
12:00-12:15								
12:15-12:30								
12:30-12:45								
12:45-1:00								
<b>HOURLY TOTAL</b>						<b>HOURLY TOTAL</b>		
1:00-1:15								
1:15-1:30								
1:30-1:45						4		1
1:45-2:00						13		3
<b>HOURLY TOTAL</b>						<b>HOURLY TOTAL</b>		<b>21</b>
					<b>TOTAL</b>		<b>TOTAL</b>	<b>79</b>
					<b>6</b>			

1  
2  
3  
4  
5  
6  
7  
8  
9  
10  
11  
12  
13  
14  
15  
16  
17  
18  
19  
20  
21  
22  
23  
24  
25  
26  
27  
28  
29  
30  
31  
32



COUNT LOCATION:

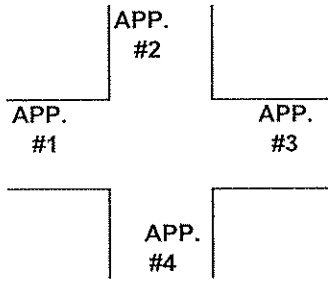
CSAH 78 (Hanson Blvd.)

DATE:

10/29/2012

@ CR 16 (Andover Blvd.)

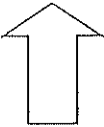
APP. #1 = CR 16
APP. #2 = CSAH 78
APP. #3 = Andover Blvd.
APP. #4 = CSAH 78



- HEAVY VEHICLE- ANY VEHICLE HAVING MORE THAN FOUR TIRES TOUCHING THE PAVEMENT
- A. TRUCKS- A HEAVY VEHICLE INVOLVED PRIMARILY IN THE TRANSPORT OF GOODS OR IN THE DELIVERY OF A SERVICE.
  - B. RV- A HEAVY VEHICLE OPERATED BY A PRIVATE MOTORIST AND INVOLVED IN THE TRANSPORT OF RECREATIONAL EQUIPMENT OR FACILITIES.
  - C. BUSES- A HEAVY VEHICLE INVOLVED IN THE TRANSPORTATION OF GROUPS OF PEOPLE.

TIME	PEDESTRIANS					HEAVY VEHICLES		
	APP. #1	APP. #2	APP. #3	APP. #4	15 MIN TOT	TRUCKS	RV	BUS
2:00-2:15PM						6		9
2:15-2:30						7		11
2:30-2:45		3				8		17
2:45-3:00	1			1		8		9
<b>HOURLY TOTAL</b>						<b>HOURLY TOTAL</b>		<b>75</b>
3:00-3:15		1	1		2	7		11
3:15-3:30		3	2		5	6		18
3:30-3:45				1	1	6		11
3:45-4:00	1			1	2	5		14
<b>HOURLY TOTAL</b>					<b>10</b>	<b>HOURLY TOTAL</b>		<b>78</b>
4:00-4:15		1			1	6		9
4:15-4:30		1	1		2	5		6
4:30-4:45	2			2	4	8		8
4:45-5:00		1			1	10		8
<b>HOURLY TOTAL</b>					<b>8</b>	<b>HOURLY TOTAL</b>		<b>60</b>
5:00-5:15								
5:15-5:30								
5:30-5:45								
5:45-6:00								
<b>HOURLY TOTAL</b>						<b>HOURLY TOTAL</b>		
6:00-6:15								
6:15-6:30								
6:30-6:45								
6:45-7:00								
<b>HOURLY TOTAL</b>						<b>HOURLY TOTAL</b>		
7:00-7:15								
7:15-7:30								
7:30-7:45								
7:45-8:00								
<b>HOURLY TOTAL</b>						<b>HOURLY TOTAL</b>		
8:00-8:15								
8:15-8:30								
8:30-8:45								
8:45-9:00								
<b>HOURLY TOTAL</b>						<b>HOURLY TOTAL</b>		
9:00-9:15								
9:15-9:30								
9:30-9:45								
9:45-10:00								
<b>HOURLY TOTAL</b>						<b>HOURLY TOTAL</b>		
					<b>TOTAL</b>		<b>TOTAL</b>	<b>292</b>
					<b>24</b>			

1  
2  
3  
4  
5  
6  
7  
8  
9  
10  
11  
12  
13  
14  
15  
16  
17  
18  
19  
20  
21  
22  
23  
24  
25  
26  
27  
28  
29  
30  
31  
32



COUNT LOCATION: \_\_\_\_\_

DATE: \_\_\_\_\_

*SB/EB Counter #2*

APP. #1 = <i>WB - 15</i>
APP. #2 = <i>NB - 3</i>
APP. #3 = <i>EB = 1</i>
APP. #4 = <i>SB - 11</i>

*NB → SB*  
*↓*  
*N*

APP. #2

APP. #1

APP. #3

APP. #4

- HEAVY VEHICLE- ANY VEHICLE HAVING MORE THAN FOUR TIRES TOUCHING THE PAVEMENT
- A. TRUCKS- A HEAVY VEHICLE INVOLVED PRIMARILY IN THE TRANSPORT OF GOODS OR IN THE DELIVERY OF A SERVICE.
  - B. RV- A HEAVY VEHICLE OPERATED BY A PRIVATE MOTORIST AND INVOLVED IN THE TRANSPORT OF RECREATIONAL EQUIPMENT OR FACILITIES.
  - C. BUSES- A HEAVY VEHICLE INVOLVED IN THE TRANSPORTATION OF GROUPS OF PEOPLE.

TIME	PEDESTRIANS					HEAVY VEHICLES		
	APP. #1	APP. #2	APP. #3	APP. #4	15 MIN TOT	TRUCKS	RV	BUS
6:00-6:15AM								
6:15-6:30								
6:30-6:45								
6:45-7:00								
<b>HOURLY TOTAL</b>						<b>HOURLY TOTAL</b>		
7:00-7:15								<i>(4)</i>
7:15-7:30						<i>(1)</i>		<i>(3)</i>
7:30-7:45						<i>(2)</i>		<i>(2)</i>
7:45-8:00						<i>(1)</i>		<i>(4)</i>
<b>HOURLY TOTAL</b>						<b>HOURLY TOTAL</b>		
8:00-8:15								
8:15-8:30								
8:30-8:45								
8:45-9:00								
<b>HOURLY TOTAL</b>						<b>HOURLY TOTAL</b>		
9:00-9:15								
9:15-9:30								
9:30-9:45								
9:45-10:00								
<b>HOURLY TOTAL</b>						<b>HOURLY TOTAL</b>		
10:00-10:15								
10:15-10:30								
10:30-10:45								
10:45-11:00								
<b>HOURLY TOTAL</b>						<b>HOURLY TOTAL</b>		
11:00-11:15								
11:15-11:30								
11:30-11:45								
11:45-12:00								
<b>HOURLY TOTAL</b>						<b>HOURLY TOTAL</b>		
12:00-12:15								
12:15-12:30								
12:30-12:45								
12:45-1:00								
<b>HOURLY TOTAL</b>						<b>HOURLY TOTAL</b>		
1:00-1:15								
1:15-1:30								
1:30-1:45						<i>4</i>		<i>1</i>
1:45-2:00						<i>13</i>		<i>3</i>
<b>HOURLY TOTAL</b>						<b>HOURLY TOTAL</b>		
					<b>TOTAL</b>		<b>TOTAL</b>	

1  
2  
3  
4  
5  
6  
7  
8  
9  
10  
11  
12  
13  
14  
15  
16  
17  
18  
19  
20  
21  
22  
23  
24  
25  
26  
27  
28  
29  
30  
31  
32