

Date : 04/17/12


Count Number : TMC 1207

Location : CSAH 11 (Foley Blvd.)

@ 102nd Ave.

Collection Period : PEAK HOURS

6:30-8:30 AM, 4-6 PM



North

6466

#2

CSAH 11

3367	D	53
3314	E	
0	F	

3099

444

#1

199

245	C	47
0	B	
198	A	

102nd Ave.

EXISTING LANES OF APPROACH				TOTAL
RIGHT TURN LANE	LEFT TURN LANE	THRU LANES		
1	1	0		2
0	0	2		2
0	0	0		0
0	1	2		3

146	M
3052	L
0	K
3198	

3512

#4

6710


CSAH 11

Anoka County Highway Department

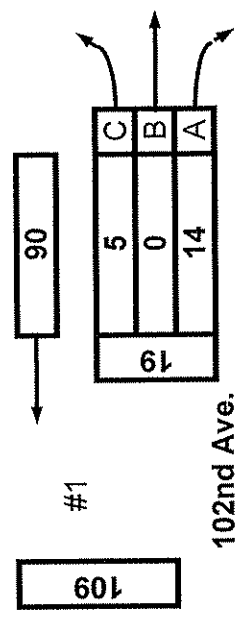
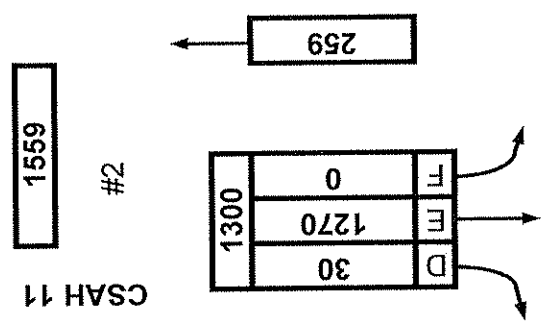
Traffic Volume and Turning

Movement Study

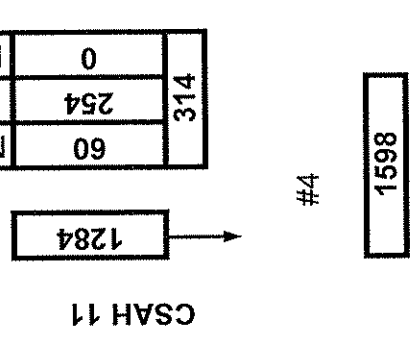
Date : 04/17/12
 Count Number : TMC 1207
 Location : CSAH 11 (Foley Blvd.)
 @ 102nd Ave.
 Collection Period : AM PEAK
 Hour : 7:00 AM - 8:00 AM




North



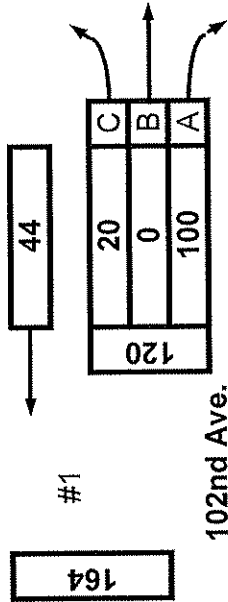
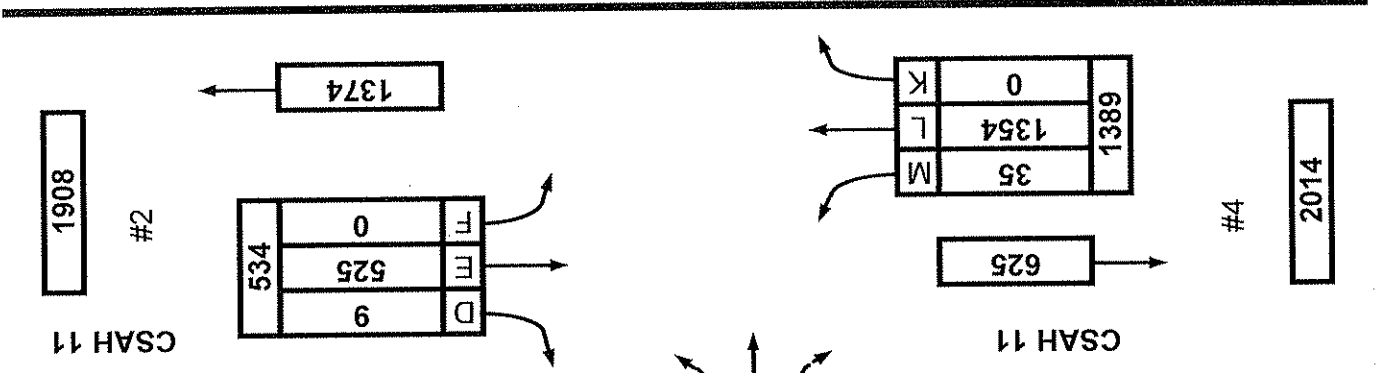
	EXISTING LANES OF APPROACH			TOTAL
	RIGHT TURN LANE	LEFT TURN LANE	THRU LANES	
#1	1	1	0	2
#2	0	0	2	2
#3	0	0	0	0
#4	0	1	2	3



Date : 04/19/12
 Count Number : TMC 1207
 Location : CSAH 11 (Foley Blvd.)
 @ 102nd Ave.
 Collection Period : PM PEAK
 Hour : 4:30 PM - 5:30 PM



North



EXISTING LANES OF APPROACH				TOTAL
	RIGHT TURN LANE	LEFT TURN LANE	THRU LANES	
#1	1	1	0	2
#2	0	0	2	2
#3	0	0	0	0
#4	0	1	2	3

Anoka County Highway Department
 Traffic Volume and Turning
 Movement Study

#4
 2014



Anoka County Highway Department

Traffic Engineering Section

Traffic Volume and Turning Movement Study

File Name : TMC1207
 Site Code : 12070202
 Start Date : 04/19/2012
 Page No : 1

Weather: Cool/Cloudy
 Counter: DB-400
 study conducted by: Andrea/Sam

Groups Printed- Unshifted

Start Time	CSAH 11 Southbound					NONE Westbound					CSAH 11 Northbound					102nd Ave. Eastbound					Exclu. Total	Inclu. Total	Int. Total
	Left	Thru	Right	Heavy	App. Total	Left	Thru	Right	Heavy	App. Total	Left	Thru	Right	Heavy	App. Total	Left	Thru	Right	Heavy	App. Total			
06:30	0	336	0	5	336	0	0	0	0	0	3	30	0	3	33	0	0	2	0	2	8	371	379
06:45	0	316	3	2	319	0	0	0	0	0	6	48	0	2	54	0	0	4	0	4	4	377	381
Total	0	652	3	7	655	0	0	0	0	0	9	78	0	5	87	0	0	6	0	6	12	748	760
07:00	0	344	2	2	346	0	0	0	0	0	16	56	0	5	72	2	0	1	0	3	7	421	428
07:15	0	344	9	4	353	0	0	0	0	0	16	63	0	3	79	0	0	5	1	5	8	437	445
07:30	0	285	13	8	298	0	0	0	0	0	25	57	0	1	82	1	0	5	0	6	9	386	395
07:45	0	297	6	5	303	0	0	0	0	0	3	78	0	7	81	2	0	3	0	5	12	389	401
Total	0	1270	30	19	1300	0	0	0	0	0	60	254	0	16	314	5	0	14	1	19	36	1633	1669
08:00	0	258	2	3	260	0	0	0	0	0	8	91	0	3	99	1	0	4	1	5	7	364	371
08:15	0	200	2	4	202	0	0	0	0	0	8	70	0	3	78	1	0	5	0	6	7	286	293
08:30	0	0	0	0	0	0	0	0	0	0	0	0	0	0	0	0	0	0	0	0	0	0	0
08:45	0	0	0	0	0	0	0	0	0	0	0	0	0	0	0	0	0	0	0	0	0	0	0
Total	0	458	4	7	462	0	0	0	0	0	16	161	0	6	177	2	0	9	1	11	14	650	664
09:00	0	0	0	0	0	0	0	0	0	0	0	0	0	0	0	0	0	0	0	0	0	0	0
09:15	0	0	0	0	0	0	0	0	0	0	0	0	0	0	0	0	0	0	0	0	0	0	0
09:30	0	0	0	0	0	0	0	0	0	0	0	0	0	0	0	0	0	0	0	0	0	0	0
09:45	0	0	0	0	0	0	0	0	0	0	0	0	0	0	0	0	0	0	0	0	0	0	0
Total	0	0	0	0	0	0	0	0	0	0	0	0	0	0	0	0	0	0	0	0	0	0	0
10:00	0	0	0	0	0	0	0	0	0	0	0	0	0	0	0	0	0	0	0	0	0	0	0
10:15	0	0	0	0	0	0	0	0	0	0	0	0	0	0	0	0	0	0	0	0	0	0	0
10:30	0	0	0	0	0	0	0	0	0	0	0	0	0	0	0	0	0	0	0	0	0	0	0
10:45	0	0	0	0	0	0	0	0	0	0	0	0	0	0	0	0	0	0	0	0	0	0	0
Total	0	0	0	0	0	0	0	0	0	0	0	0	0	0	0	0	0	0	0	0	0	0	0
11:00	0	0	0	0	0	0	0	0	0	0	0	0	0	0	0	0	0	0	0	0	0	0	0
11:15	0	0	0	0	0	0	0	0	0	0	0	0	0	0	0	0	0	0	0	0	0	0	0
11:30	0	0	0	0	0	0	0	0	0	0	0	0	0	0	0	0	0	0	0	0	0	0	0
11:45	0	0	0	0	0	0	0	0	0	0	0	0	0	0	0	0	0	0	0	0	0	0	0
Total	0	0	0	0	0	0	0	0	0	0	0	0	0	0	0	0	0	0	0	0	0	0	0
12:00	0	0	0	0	0	0	0	0	0	0	0	0	0	0	0	0	0	0	0	0	0	0	0
12:15	0	0	0	0	0	0	0	0	0	0	0	0	0	0	0	0	0	0	0	0	0	0	0
12:30	0	0	0	0	0	0	0	0	0	0	0	0	0	0	0	0	0	0	0	0	0	0	0
12:45	0	0	0	0	0	0	0	0	0	0	0	0	0	0	0	0	0	0	0	0	0	0	0
Total	0	0	0	0	0	0	0	0	0	0	0	0	0	0	0	0	0	0	0	0	0	0	0
13:00	0	0	0	0	0	0	0	0	0	0	0	0	0	0	0	0	0	0	0	0	0	0	0
13:15	0	0	0	0	0	0	0	0	0	0	0	0	0	0	0	0	0	0	0	0	0	0	0
13:30	0	0	0	0	0	0	0	0	0	0	0	0	0	0	0	0	0	0	0	0	0	0	0
13:45	0	0	0	0	0	0	0	0	0	0	0	0	0	0	0	0	0	0	0	0	0	0	0
Total	0	0	0	0	0	0	0	0	0	0	0	0	0	0	0	0	0	0	0	0	0	0	0
14:00	0	0	0	0	0	0	0	0	0	0	0	0	0	0	0	0	0	0	0	0	0	0	0
14:15	0	0	0	0	0	0	0	0	0	0	0	0	0	0	0	0	0	0	0	0	0	0	0
14:30	0	0	0	0	0	0	0	0	0	0	0	0	0	0	0	0	0	0	0	0	0	0	0
14:45	0	0	0	0	0	0	0	0	0	0	0	0	0	0	0	0	0	0	0	0	0	0	0
Total	0	0	0	0	0	0	0	0	0	0	0	0	0	0	0	0	0	0	0	0	0	0	0
15:00	0	0	0	0	0	0	0	0	0	0	0	0	0	0	0	0	0	0	0	0	0	0	0
15:15	0	0	0	0	0	0	0	0	0	0	0	0	0	0	0	0	0	0	0	0	0	0	0
15:30	0	0	0	0	0	0	0	0	0	0	0	0	0	0	0	0	0	0	0	0	0	0	0
15:45	0	0	0	0	0	0	0	0	0	0	0	0	0	0	0	0	0	0	0	0	0	0	0
Total	0	0	0	0	0	0	0	0	0	0	0	0	0	0	0	0	0	0	0	0	0	0	0
16:00	0	108	4	2	112	0	0	0	0	0	13	305	0	7	318	6	0	19	0	25	9	455	464
16:15	0	88	2	2	90	0	0	0	0	0	7	304	0	6	311	5	0	19	0	24	8	425	433
16:30	0	137	4	6	141	0	0	0	0	0	14	295	0	3	309	7	0	32	1	39	10	489	499
16:45	0	139	3	5	142	0	0	0	0	0	7	354	0	2	361	6	0	31	0	37	7	540	547
Total	0	472	13	15	485	0	0	0	0	0	41	1258	0	18	1299	24	0	101	1	125	34	1909	1943
17:00	0	126	2	4	128	0	0	0	0	0	9	335	0	3	344	4	0	24	1	28	8	500	508
17:15	0	123	0	2	123	0	0	0	0	0	5	370	0	2	375	3	0	13	0	16	4	514	518
17:30	0	101	0	1	101	0	0	0	0	0	5	304	0	1	309	5	0	17	0	22	2	432	434
17:45	0	112	1	1	113	0	0	0	0	0	1	292	0	2	293	4	0	14	0	18	3	424	427
Total	0	462	3	8	465	0	0	0	0	0	20	1301	0	8	1321	16	0	68	1	84	17	1870	1887
Grand Total	0	3314	53	56	3367	0	0	0	0	0	146	3052	0	53	3198	47	0	198	4	245	113	6810	6923
Approch %	0	98.4	1.6			0	0	0			4.6	95.4	0			19.2	0	80.8			1.6	98.4	
Total %	0	48.7	0.8		49.4	0	0	0			2.1	44.8	0		47	0.7	0	2.9		3.6	1.6	98.4	



Anoka County Highway Department

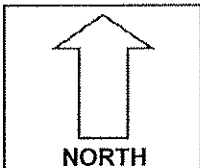
Traffic Engineering Section

Traffic Volume and Turning Movement Study

Weather: Cool/Cloudy
 Counter: DB-400
 study conducted by: Andrea/Sam

File Name : TMC1207
 Site Code : 12070202
 Start Date : 04/19/2012
 Page No : 2

Start Time	CSAH 11 Southbound				NONE Westbound				CSAH 11 Northbound				102nd Ave. Eastbound				Int. Total
	Left	Thru	Right	App. Total	Left	Thru	Right	App. Total	Left	Thru	Right	App. Total	Left	Thru	Right	App. Total	
Peak Hour Analysis From 06:30 to 11:45 - Peak 1 of 1																	
Peak Hour for Entire Intersection Begins at 07:00																	
07:00	0	344	2	346	0	0	0	0	16	56	0	72	2	0	1	3	421
07:15	0	344	9	353	0	0	0	0	16	63	0	79	0	0	5	5	437
07:30	0	285	13	298	0	0	0	0	25	57	0	82	1	0	5	6	386
07:45	0	297	6	303	0	0	0	0	3	78	0	81	2	0	3	5	389
Total Volume	0	1270	30	1300	0	0	0	0	60	254	0	314	5	0	14	19	1633
% App. Total	0	97.7	2.3		0	0	0		19.1	80.9	0		26.3	0	73.7		
PHF	.000	.923	.577	.921	.000	.000	.000	.000	.600	.814	.000	.957	.625	.000	.700	.792	.934
Peak Hour Analysis From 12:00 to 17:45 - Peak 1 of 1																	
Peak Hour for Entire Intersection Begins at 16:30																	
16:30	0	137	4	141	0	0	0	0	14	295	0	309	7	0	32	39	489
16:45	0	139	3	142	0	0	0	0	7	354	0	361	6	0	31	37	540
17:00	0	126	2	128	0	0	0	0	9	335	0	344	4	0	24	28	500
17:15	0	123	0	123	0	0	0	0	5	370	0	375	3	0	13	16	514
Total Volume	0	525	9	534	0	0	0	0	35	1354	0	1389	20	0	100	120	2043
% App. Total	0	98.3	1.7		0	0	0		2.5	97.5	0		16.7	0	83.3		
PHF	.000	.944	.563	.940	.000	.000	.000	.000	.625	.915	.000	.926	.714	.000	.781	.769	.946



COUNT LOCATION:

CSAH 11 (Foley Blvd.)

DATE:

04/17/2012

@ 102nd Ave.

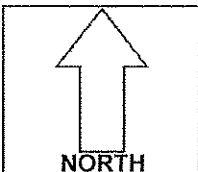
APP. #1 = 102nd Ave.
APP. #2 = CSAH 11
APP. #3 = None
APP. #4 = CSAH 11

APP. #2
APP. #1
APP. #4

- HEAVY VEHICLE- ANY VEHICLE HAVING MORE THAN FOUR TIRES TOUCHING THE PAVEMENT
- A. TRUCKS- A HEAVY VEHICLE INVOLVED PRIMARILY IN THE TRANSPORT OF GOODS OR IN THE DELIVERY OF A SERVICE.
 - B. RV- A HEAVY VEHICLE OPERATED BY A PRIVATE MOTORIST AND INVOLVED IN THE TRANSPORT OF RECREATIONAL EQUIPMENT OR FACILITIES.
 - C. BUSES- A HEAVY VEHICLE INVOLVED IN THE TRANSPORTATION OF GROUPS OF PEOPLE.

TIME	PEDESTRIANS					HEAVY VEHICLES		
	APP. #1	APP. #2	APP. #3	APP. #4	15 MIN TOT	TRUCKS	RV	BUS
6:00-6:15AM								
6:15-6:30								
6:30-6:45						6		1
6:45-7:00						3		1
HOURLY TOTAL						HOURLY TOTAL		11
7:00-7:15						5		2
7:15-7:30						6		2
7:30-7:45						8		1
7:45-8:00						5		7
HOURLY TOTAL						HOURLY TOTAL		36
8:00-8:15						5		2
8:15-8:30						3		4
8:30-8:45								
8:45-9:00								
HOURLY TOTAL						HOURLY TOTAL		14
9:00-9:15								
9:15-9:30								
9:30-9:45								
9:45-10:00								
HOURLY TOTAL						HOURLY TOTAL		
10:00-10:15								
10:15-10:30								
10:30-10:45								
10:45-11:00								
HOURLY TOTAL						HOURLY TOTAL		
11:00-11:15								
11:15-11:30								
11:30-11:45								
11:45-12:00								
HOURLY TOTAL						HOURLY TOTAL		
12:00-12:15								
12:15-12:30								
12:30-12:45								
12:45-1:00								
HOURLY TOTAL						HOURLY TOTAL		
1:00-1:15								
1:15-1:30								
1:30-1:45								
1:45-2:00								
HOURLY TOTAL						HOURLY TOTAL		
					TOTAL		TOTAL	61

1
2
3
4
5
6
7
8
9
10
11
12
13
14
15
16
17
18
19
20
21
22
23
24
25
26
27
28
29
30
31
32



COUNT LOCATION:

CSAH 11 (Foley Blvd.)

DATE:

04/19/2012

@ 102nd Ave.

APP. #1 = 102nd Ave.
APP. #2 = CSAH 11
APP. #3 = None
APP. #4 = CSAH 11

APP. #2
APP. #1
APP. #4

- HEAVY VEHICLE- ANY VEHICLE HAVING MORE THAN FOUR TIRES TOUCHING THE PAVEMENT
- A. TRUCKS- A HEAVY VEHICLE INVOLVED PRIMARILY IN THE TRANSPORT OF GOODS OR IN THE DELIVERY OF A SERVICE.
 - B. RV- A HEAVY VEHICLE OPERATED BY A PRIVATE MOTORIST AND INVOLVED IN THE TRANSPORT OF RECREATIONAL EQUIPMENT OR FACILITIES.
 - C. BUSES- A HEAVY VEHICLE INVOLVED IN THE TRANSPORTATION OF GROUPS OF PEOPLE.

TIME	PEDESTRIANS					HEAVY VEHICLES		
	APP. #1	APP. #2	APP. #3	APP. #4	15 MIN TOT	TRUCKS	RV	BUS
2:00-2:15PM								
2:15-2:30								
2:30-2:45								
2:45-3:00								
HOURLY TOTAL						HOURLY TOTAL		
3:00-3:15								
3:15-3:30								
3:30-3:45								
3:45-4:00								
HOURLY TOTAL						HOURLY TOTAL		
4:00-4:15						8		1
4:15-4:30						4		4
4:30-4:45						7		3
4:45-5:00						2		5
HOURLY TOTAL						HOURLY TOTAL		34
5:00-5:15						5		3
5:15-5:30						3		1
5:30-5:45						1		1
5:45-6:00						2		1
HOURLY TOTAL						HOURLY TOTAL		17
6:00-6:15								
6:15-6:30								
6:30-6:45								
6:45-7:00								
HOURLY TOTAL						HOURLY TOTAL		
7:00-7:15								
7:15-7:30								
7:30-7:45								
7:45-8:00								
HOURLY TOTAL						HOURLY TOTAL		
8:00-8:15								
8:15-8:30								
8:30-8:45								
8:45-9:00								
HOURLY TOTAL						HOURLY TOTAL		
9:00-9:15								
9:15-9:30								
9:30-9:45								
9:45-10:00								
HOURLY TOTAL						HOURLY TOTAL		
				TOTAL			TOTAL	112

1
2
3
4
5
6
7
8
9
10
11
12
13
14
15
16
17
18
19
20
21
22
23
24
25
26
27
28
29
30
31
32