

Date : 05/01/12


Count Number : TMC1208

Location : CSAH 11 (Foley Blvd.)

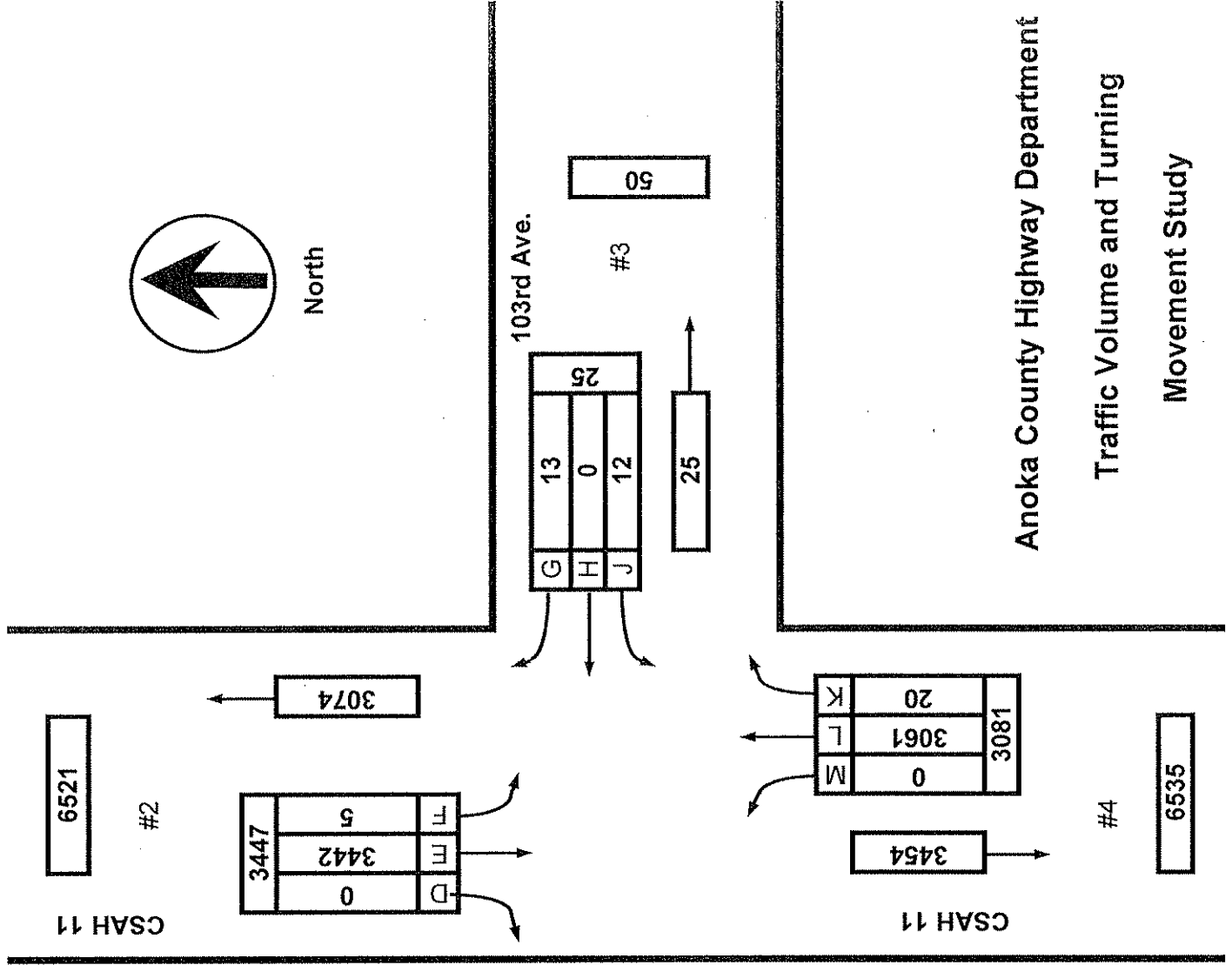
@ 103rd Ave.

Collection Period : PEAK HOURS

6:30-8:30 AM, 4-6 PM



North



	EXISTING LANES OF APPROACH			TOTAL
	RIGHT TURN LANE	LEFT TURN LANE	THRU LANES	
#1	0	0	0	0
#2	0	0	2	2
#3	0	0	1	1
#4	0	0	2	2

Anoka County Highway Department  
 Traffic Volume and Turning  
 Movement Study

6535

6521

#2

3447	D	F	T
0		3442	5

3074

103rd Ave.

G	13	25
H	0	
J	12	

#3

25

50

M	0	3081
L	3061	
K	20	

#4

3454

CSAH 11

CSAH 11

Date : 05/01/12

Count Number : TMC1208

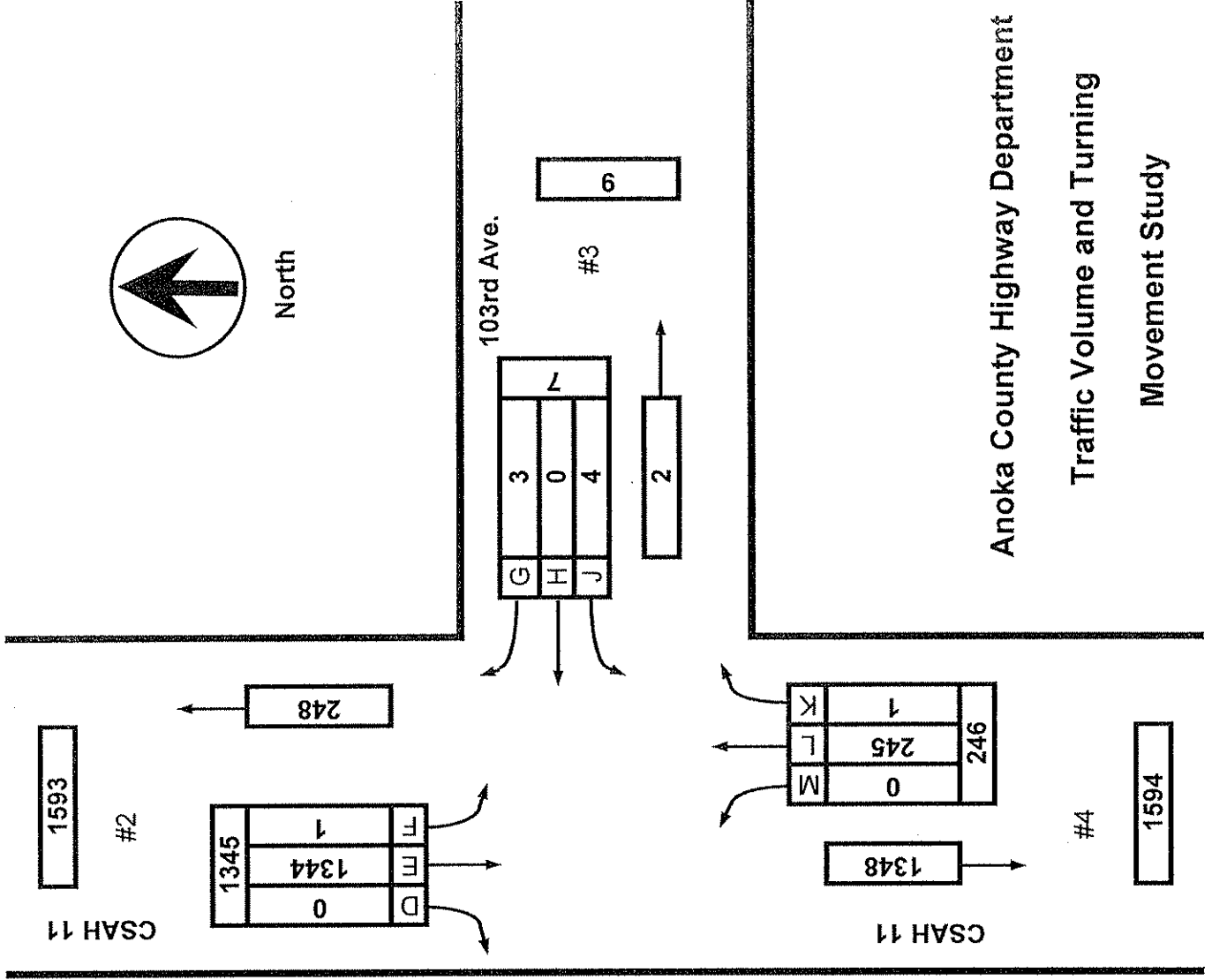
Location : CSAH 11 (Foley Blvd.)

@ 103rd Ave.

Collection Period : AM PEAK

Hour : 7:00 AM - 8:00 AM

	EXISTING LANES OF APPROACH			TOTAL
	RIGHT TURN LANE	LEFT TURN LANE	THRU LANES	
#1	0	0	0	0
#2	0	0	2	2
#3	0	0	1	1
#4	0	0	2	2



Anoka County Highway Department  
 Traffic Volume and Turning  
 Movement Study

Date : 04/30/12

Count Number : TMC1208

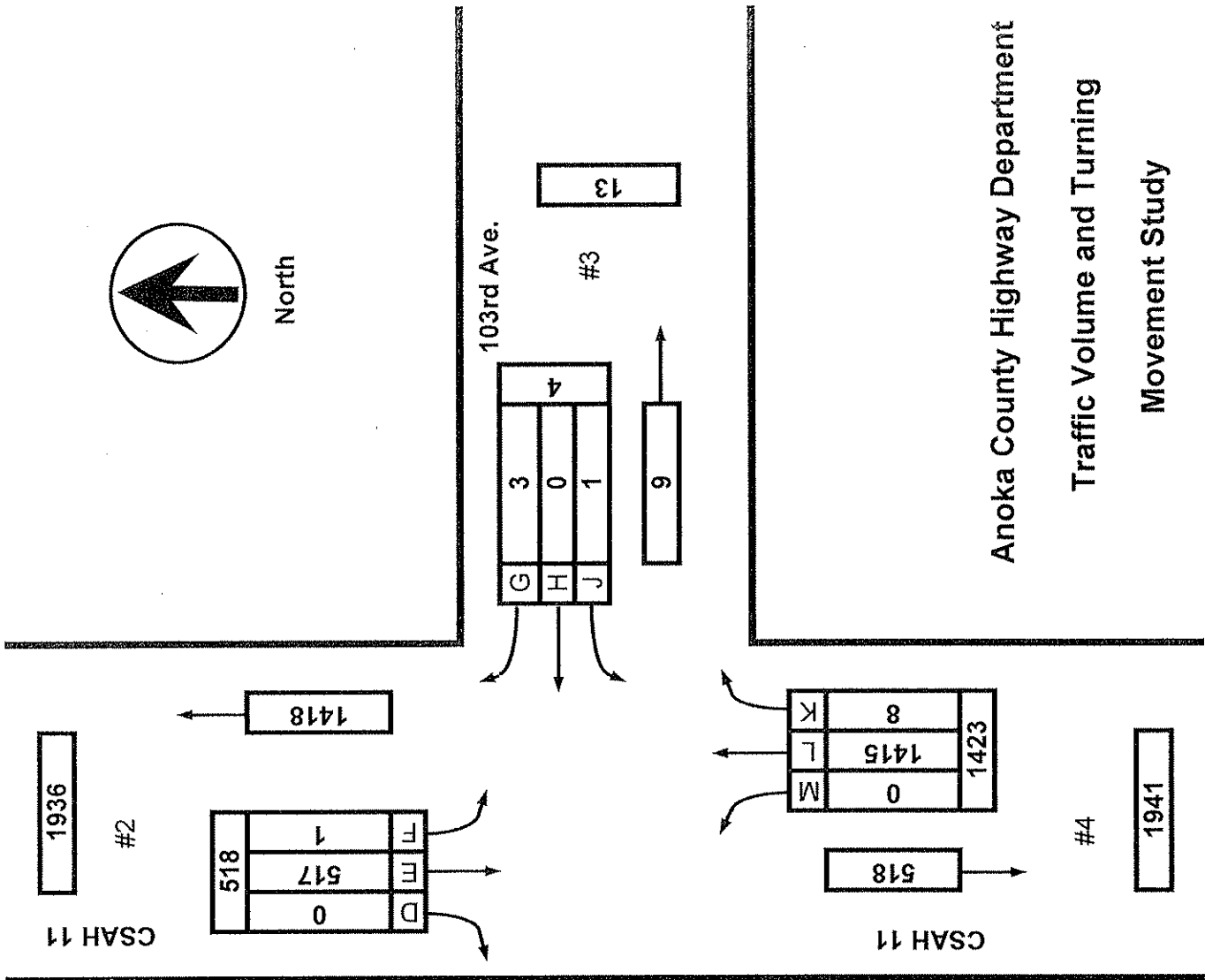
Location : CSAH 11 (Foley Blvd.)

@ 103rd Ave.

Collection Period : PM PEAK

Hour : 4:30 PM - 5:30 PM

	EXISTING LANES OF APPROACH			TOTAL
	RIGHT TURN LANE	LEFT TURN LANE	THRU LANES	
#1	0	0	0	0
#2	0	0	2	2
#3	0	0	1	1
#4	0	0	2	2





# Anoka County Highway Department

## Traffic Engineering Section

### Traffic Volume and Turning Movement Study

File Name : TMC1208  
 Site Code : 12080202  
 Start Date : 04/30/2012  
 Page No : 1

Weather: Cool/Cloudy  
 Counter: DB-400  
 study conducted by: Andrea/Sam

#### Groups Printed- Unshifted

Start Time	CSAH 11 Southbound					103rd Ave. Westbound					CSAH 11 Northbound					NONE Eastbound					Exclu. Total	Inclu. Total	Int. Total
	Left	Thru	Right	Heavy	App. Total	Left	Thru	Right	Heavy	App. Total	Left	Thru	Right	Heavy	App. Total	Left	Thru	Right	Heavy	App. Total			
06:30	0	313	0	3	313	1	0	0	0	1	0	27	0	0	27	0	0	0	0	0	3	341	344
06:45	0	312	0	6	312	1	0	1	0	2	0	43	0	1	43	0	0	0	0	0	7	357	364
<b>Total</b>	<b>0</b>	<b>625</b>	<b>0</b>	<b>9</b>	<b>625</b>	<b>2</b>	<b>0</b>	<b>1</b>	<b>0</b>	<b>3</b>	<b>0</b>	<b>70</b>	<b>0</b>	<b>1</b>	<b>70</b>	<b>0</b>	<b>0</b>	<b>0</b>	<b>0</b>	<b>0</b>	<b>10</b>	<b>698</b>	<b>708</b>
07:00	0	363	0	3	363	1	0	0	0	1	0	49	0	3	49	0	0	0	0	0	6	413	419
07:15	0	337	0	7	337	1	0	1	0	2	0	58	0	2	58	0	0	0	0	0	9	397	406
07:30	0	341	0	6	341	2	0	1	0	3	0	78	1	5	79	0	0	0	0	0	11	423	434
07:45	1	303	0	4	304	0	0	1	0	1	0	60	0	4	60	0	0	0	0	0	8	365	373
<b>Total</b>	<b>1</b>	<b>1344</b>	<b>0</b>	<b>20</b>	<b>1345</b>	<b>4</b>	<b>0</b>	<b>3</b>	<b>0</b>	<b>7</b>	<b>0</b>	<b>245</b>	<b>1</b>	<b>14</b>	<b>246</b>	<b>0</b>	<b>0</b>	<b>0</b>	<b>0</b>	<b>0</b>	<b>34</b>	<b>1598</b>	<b>1632</b>
08:00	0	204	0	6	204	0	0	0	0	0	0	74	1	2	75	0	0	0	0	0	8	279	287
08:15	0	221	0	7	221	2	0	0	0	2	0	63	0	4	63	0	0	0	0	0	11	286	297
08:30	0	0	0	0	0	0	0	0	0	0	0	0	0	0	0	0	0	0	0	0	0	0	0
08:45	0	0	0	0	0	0	0	0	0	0	0	0	0	0	0	0	0	0	0	0	0	0	0
<b>Total</b>	<b>0</b>	<b>425</b>	<b>0</b>	<b>13</b>	<b>425</b>	<b>2</b>	<b>0</b>	<b>0</b>	<b>0</b>	<b>2</b>	<b>0</b>	<b>137</b>	<b>1</b>	<b>6</b>	<b>138</b>	<b>0</b>	<b>0</b>	<b>0</b>	<b>0</b>	<b>0</b>	<b>19</b>	<b>565</b>	<b>584</b>
09:00	0	0	0	0	0	0	0	0	0	0	0	0	0	0	0	0	0	0	0	0	0	0	0
09:15	0	0	0	0	0	0	0	0	0	0	0	0	0	0	0	0	0	0	0	0	0	0	0
09:30	0	0	0	0	0	0	0	0	0	0	0	0	0	0	0	0	0	0	0	0	0	0	0
09:45	0	0	0	0	0	0	0	0	0	0	0	0	0	0	0	0	0	0	0	0	0	0	0
<b>Total</b>	<b>0</b>	<b>0</b>	<b>0</b>	<b>0</b>	<b>0</b>	<b>0</b>	<b>0</b>	<b>0</b>	<b>0</b>	<b>0</b>	<b>0</b>	<b>0</b>	<b>0</b>	<b>0</b>	<b>0</b>	<b>0</b>	<b>0</b>	<b>0</b>	<b>0</b>	<b>0</b>	<b>0</b>	<b>0</b>	<b>0</b>
10:00	0	0	0	0	0	0	0	0	0	0	0	0	0	0	0	0	0	0	0	0	0	0	0
10:15	0	0	0	0	0	0	0	0	0	0	0	0	0	0	0	0	0	0	0	0	0	0	0
10:30	0	0	0	0	0	0	0	0	0	0	0	0	0	0	0	0	0	0	0	0	0	0	0
10:45	0	0	0	0	0	0	0	0	0	0	0	0	0	0	0	0	0	0	0	0	0	0	0
<b>Total</b>	<b>0</b>	<b>0</b>	<b>0</b>	<b>0</b>	<b>0</b>	<b>0</b>	<b>0</b>	<b>0</b>	<b>0</b>	<b>0</b>	<b>0</b>	<b>0</b>	<b>0</b>	<b>0</b>	<b>0</b>	<b>0</b>	<b>0</b>	<b>0</b>	<b>0</b>	<b>0</b>	<b>0</b>	<b>0</b>	<b>0</b>
11:00	0	0	0	0	0	0	0	0	0	0	0	0	0	0	0	0	0	0	0	0	0	0	0
11:15	0	0	0	0	0	0	0	0	0	0	0	0	0	0	0	0	0	0	0	0	0	0	0
11:30	0	0	0	0	0	0	0	0	0	0	0	0	0	0	0	0	0	0	0	0	0	0	0
11:45	0	0	0	0	0	0	0	0	0	0	0	0	0	0	0	0	0	0	0	0	0	0	0
<b>Total</b>	<b>0</b>	<b>0</b>	<b>0</b>	<b>0</b>	<b>0</b>	<b>0</b>	<b>0</b>	<b>0</b>	<b>0</b>	<b>0</b>	<b>0</b>	<b>0</b>	<b>0</b>	<b>0</b>	<b>0</b>	<b>0</b>	<b>0</b>	<b>0</b>	<b>0</b>	<b>0</b>	<b>0</b>	<b>0</b>	<b>0</b>
12:00	0	0	0	0	0	0	0	0	0	0	0	0	0	0	0	0	0	0	0	0	0	0	0
12:15	0	0	0	0	0	0	0	0	0	0	0	0	0	0	0	0	0	0	0	0	0	0	0
12:30	0	0	0	0	0	0	0	0	0	0	0	0	0	0	0	0	0	0	0	0	0	0	0
12:45	0	0	0	0	0	0	0	0	0	0	0	0	0	0	0	0	0	0	0	0	0	0	0
<b>Total</b>	<b>0</b>	<b>0</b>	<b>0</b>	<b>0</b>	<b>0</b>	<b>0</b>	<b>0</b>	<b>0</b>	<b>0</b>	<b>0</b>	<b>0</b>	<b>0</b>	<b>0</b>	<b>0</b>	<b>0</b>	<b>0</b>	<b>0</b>	<b>0</b>	<b>0</b>	<b>0</b>	<b>0</b>	<b>0</b>	<b>0</b>
13:00	0	0	0	0	0	0	0	0	0	0	0	0	0	0	0	0	0	0	0	0	0	0	0
13:15	0	0	0	0	0	0	0	0	0	0	0	0	0	0	0	0	0	0	0	0	0	0	0
13:30	0	0	0	0	0	0	0	0	0	0	0	0	0	0	0	0	0	0	0	0	0	0	0
13:45	0	0	0	0	0	0	0	0	0	0	0	0	0	0	0	0	0	0	0	0	0	0	0
<b>Total</b>	<b>0</b>	<b>0</b>	<b>0</b>	<b>0</b>	<b>0</b>	<b>0</b>	<b>0</b>	<b>0</b>	<b>0</b>	<b>0</b>	<b>0</b>	<b>0</b>	<b>0</b>	<b>0</b>	<b>0</b>	<b>0</b>	<b>0</b>	<b>0</b>	<b>0</b>	<b>0</b>	<b>0</b>	<b>0</b>	<b>0</b>
14:00	0	0	0	0	0	0	0	0	0	0	0	0	0	0	0	0	0	0	0	0	0	0	0
14:15	0	0	0	0	0	0	0	0	0	0	0	0	0	0	0	0	0	0	0	0	0	0	0
14:30	0	0	0	0	0	0	0	0	0	0	0	0	0	0	0	0	0	0	0	0	0	0	0
14:45	0	0	0	0	0	0	0	0	0	0	0	0	0	0	0	0	0	0	0	0	0	0	0
<b>Total</b>	<b>0</b>	<b>0</b>	<b>0</b>	<b>0</b>	<b>0</b>	<b>0</b>	<b>0</b>	<b>0</b>	<b>0</b>	<b>0</b>	<b>0</b>	<b>0</b>	<b>0</b>	<b>0</b>	<b>0</b>	<b>0</b>	<b>0</b>	<b>0</b>	<b>0</b>	<b>0</b>	<b>0</b>	<b>0</b>	<b>0</b>
15:00	0	0	0	0	0	0	0	0	0	0	0	0	0	0	0	0	0	0	0	0	0	0	0
15:15	0	0	0	0	0	0	0	0	0	0	0	0	0	0	0	0	0	0	0	0	0	0	0
15:30	0	0	0	0	0	0	0	0	0	0	0	0	0	0	0	0	0	0	0	0	0	0	0
15:45	0	0	0	0	0	0	0	0	0	0	0	0	0	0	0	0	0	0	0	0	0	0	0
<b>Total</b>	<b>0</b>	<b>0</b>	<b>0</b>	<b>0</b>	<b>0</b>	<b>0</b>	<b>0</b>	<b>0</b>	<b>0</b>	<b>0</b>	<b>0</b>	<b>0</b>	<b>0</b>	<b>0</b>	<b>0</b>	<b>0</b>	<b>0</b>	<b>0</b>	<b>0</b>	<b>0</b>	<b>0</b>	<b>0</b>	<b>0</b>
16:00	0	124	0	1	124	0	0	1	0	1	0	300	4	1	304	0	0	0	0	0	2	429	431
16:15	1	128	0	5	129	1	0	1	1	2	0	313	2	2	315	0	0	0	0	0	8	446	454
16:30	0	145	0	2	145	1	0	1	0	2	0	321	2	2	323	0	0	0	0	0	4	470	474
16:45	0	127	0	2	127	0	0	0	0	0	0	356	1	2	357	0	0	0	0	0	4	484	488
<b>Total</b>	<b>1</b>	<b>524</b>	<b>0</b>	<b>10</b>	<b>525</b>	<b>2</b>	<b>0</b>	<b>3</b>	<b>1</b>	<b>5</b>	<b>0</b>	<b>1290</b>	<b>9</b>	<b>7</b>	<b>1299</b>	<b>0</b>	<b>0</b>	<b>0</b>	<b>0</b>	<b>0</b>	<b>18</b>	<b>1829</b>	<b>1847</b>
17:00	1	124	0	4	125	0	0	1	0	1	0	363	3	6	366	0	0	0	0	0	10	492	502
17:15	0	121	0	2	121	0	0	1	0	1	0	375	2	4	377	0	0	0	0	0	6	499	505
17:30	1	146	0	3	147	1	0	1	1	2	0	285	2	1	287	0	0	0	0	0	5	436	441
17:45	1	133	0	2	134	1	0	3	0	4	0	296	2	1	298	0	0	0	0	0	3	436	439
<b>Total</b>	<b>3</b>	<b>524</b>	<b>0</b>	<b>11</b>	<b>527</b>	<b>2</b>	<b>0</b>	<b>6</b>	<b>1</b>	<b>8</b>	<b>0</b>	<b>1319</b>	<b>9</b>	<b>12</b>	<b>1328</b>	<b>0</b>	<b>0</b>	<b>0</b>	<b>0</b>	<b>0</b>	<b>24</b>	<b>1863</b>	<b>1887</b>
<b>Grand Total</b>	<b>5</b>	<b>3442</b>	<b>0</b>	<b>63</b>	<b>3447</b>	<b>12</b>	<b>0</b>	<b>13</b>	<b>2</b>	<b>25</b>	<b>0</b>	<b>3061</b>	<b>20</b>	<b>40</b>	<b>3081</b>	<b>0</b>	<b>0</b>	<b>0</b>	<b>0</b>	<b>0</b>	<b>105</b>	<b>6553</b>	<b>6658</b>
Apprch %	0.1	99.9	0			48	0	52			0	99.4	0.6			0	0	0			1.6	98.4	
Total %	0.1	52.5	0		52.6	0.2	0	0.2		0.4	0	46.7	0.3		47	0	0	0					




**Anoka County Highway Department**  
 Traffic Engineering Section  
 Traffic Volume and Turning Movement Study

File Name : TMC1208  
 Site Code : 12080202  
 Start Date : 04/30/2012  
 Page No : 2

Weather: Cool/Cloudy  
 Counter: DB-400  
 study conducted by: Andrea/Sam

Start Time	CSAH 11 Southbound				103rd Ave. Westbound				CSAH 11 Northbound				NONE Eastbound				Int. Total
	Left	Thru	Right	App. Total	Left	Thru	Right	App. Total	Left	Thru	Right	App. Total	Left	Thru	Right	App. Total	
Peak Hour Analysis From 06:30 to 11:45 - Peak 1 of 1																	
Peak Hour for Entire Intersection Begins at 07:00																	
07:00	0	363	0	363	1	0	0	1	0	49	0	49	0	0	0	0	413
07:15	0	337	0	337	1	0	1	2	0	58	0	58	0	0	0	0	397
07:30	0	341	0	341	2	0	1	3	0	78	1	79	0	0	0	0	423
07:45	1	303	0	304	0	0	1	1	0	60	0	60	0	0	0	0	365
Total Volume	1	1344	0	1345	4	0	3	7	0	245	1	246	0	0	0	0	1598
% App. Total	0.1	99.9	0		57.1	0	42.9		0	99.6	0.4		0	0	0		
PHF	.250	.926	.000	.926	.500	.000	.750	.583	.000	.785	.250	.778	.000	.000	.000	.000	.944
Peak Hour Analysis From 12:00 to 17:45 - Peak 1 of 1																	
Peak Hour for Entire Intersection Begins at 16:30																	
16:30	0	145	0	145	1	0	1	2	0	321	2	323	0	0	0	0	470
16:45	0	127	0	127	0	0	0	0	0	356	1	357	0	0	0	0	484
17:00	1	124	0	125	0	0	1	1	0	363	3	366	0	0	0	0	492
17:15	0	121	0	121	0	0	1	1	0	375	2	377	0	0	0	0	499
Total Volume	1	517	0	518	1	0	3	4	0	1415	8	1423	0	0	0	0	1945
% App. Total	0.2	99.8	0		25	0	75		0	99.4	0.6		0	0	0		
PHF	.250	.891	.000	.893	.250	.000	.750	.500	.000	.943	.667	.944	.000	.000	.000	.000	.974



COUNT LOCATION: CSAH 11 (Foley Blvd.) DATE: 05/01/2012  
@ 103rd Ave.

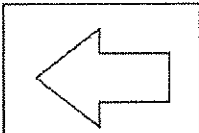
**NORTH**

APP. #1 = CSAH 11
APP. #2 = 103rd Ave.
APP. #3 = CSAH 11
APP. #4 = None

APP. #2	APP. #3
APP. #1	APP. #3

- HEAVY VEHICLE- ANY VEHICLE HAVING MORE THAN FOUR TIRES TOUCHING THE PAVEMENT
- A. TRUCKS- A HEAVY VEHICLE INVOLVED PRIMARILY IN THE TRANSPORT OF GOODS OR IN THE DELIVERY OF A SERVICE.
  - B. RV- A HEAVY VEHICLE OPERATED BY A PRIVATE MOTORIST AND INVOLVED IN THE TRANSPORT OF RECREATIONAL EQUIPMENT OR FACILITIES.
  - C. BUSES- A HEAVY VEHICLE INVOLVED IN THE TRANSPORTATION OF GROUPS OF PEOPLE.

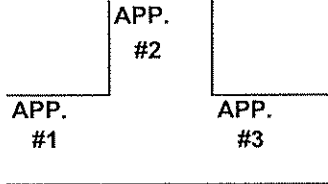
TIME	PEDESTRIANS					HEAVY VEHICLES			
	APP. #1	APP. #2	APP. #3	APP. #4	15 MIN TOT	TRUCKS	RV	BUS	
6:00-6:15AM									1
6:15-6:30									2
6:30-6:45								2	3
6:45-7:00						5		4	4
<b>HOURLY TOTAL</b>						<b>HOURLY TOTAL</b>		<b>11</b>	
7:00-7:15						4		1	5
7:15-7:30		2			2	4		3	6
7:30-7:45				1	1	8		3	7
7:45-8:00						2		8	8
<b>HOURLY TOTAL</b>					<b>3</b>	<b>HOURLY TOTAL</b>		<b>33</b>	
8:00-8:15		1		2	3	4		4	9
8:15-8:30						9		2	10
8:30-8:45									11
8:45-9:00									12
<b>HOURLY TOTAL</b>					<b>3</b>	<b>HOURLY TOTAL</b>		<b>19</b>	
9:00-9:15									13
9:15-9:30									14
9:30-9:45									15
9:45-10:00									16
<b>HOURLY TOTAL</b>						<b>HOURLY TOTAL</b>			
10:00-10:15									17
10:15-10:30									18
10:30-10:45									19
10:45-11:00									20
<b>HOURLY TOTAL</b>						<b>HOURLY TOTAL</b>			
11:00-11:15									21
11:15-11:30									22
11:30-11:45									23
11:45-12:00									24
<b>HOURLY TOTAL</b>						<b>HOURLY TOTAL</b>			
12:00-12:15									25
12:15-12:30									26
12:30-12:45									27
12:45-1:00									28
<b>HOURLY TOTAL</b>						<b>HOURLY TOTAL</b>			
1:00-1:15									29
1:15-1:30									30
1:30-1:45									31
1:45-2:00									32
<b>HOURLY TOTAL</b>						<b>HOURLY TOTAL</b>			
					<b>TOTAL</b>		<b>TOTAL</b>	<b>63</b>	
				<b>6</b>					



**NORTH**

**COUNT LOCATION:** CSAH 11 (Foley Blvd.) **DATE:** 04/30/2012  
@ 103rd Ave.

APP. #1 = CSAH 11
APP. #2 = 103rd Ave.
APP. #3 = CSAH 11
APP. #4 = None



- HEAVY VEHICLE- ANY VEHICLE HAVING MORE THAN FOUR TIRES TOUCHING THE PAVEMENT
- A. TRUCKS- A HEAVY VEHICLE INVOLVED PRIMARILY IN THE TRANSPORT OF GOODS OR IN THE DELIVERY OF A SERVICE.
  - B. RV- A HEAVY VEHICLE OPERATED BY A PRIVATE MOTORIST AND INVOLVED IN THE TRANSPORT OF RECREATIONAL EQUIPMENT OR FACILITIES.
  - C. BUSES- A HEAVY VEHICLE INVOLVED IN THE TRANSPORTATION OF GROUPS OF PEOPLE.

TIME	PEDESTRIANS					HEAVY VEHICLES		
	APP. #1	APP. #2	APP. #3	APP. #4	15 MIN TOT	TRUCKS	RV	BUS
2:00-2:15PM								
2:15-2:30								
2:30-2:45								
2:45-3:00								
<b>HOURLY TOTAL</b>						<b>HOURLY TOTAL</b>		
3:00-3:15								
3:15-3:30								
3:30-3:45								
3:45-4:00								
<b>HOURLY TOTAL</b>						<b>HOURLY TOTAL</b>		
4:00-4:15				3	3	2		
4:15-4:30				1	1	3		5
4:30-4:45		2		1	3	1		3
4:45-5:00		4			4	2		3
<b>HOURLY TOTAL</b>					<b>11</b>	<b>HOURLY TOTAL</b>		<b>19</b>
5:00-5:15		1			1	7		3
5:15-5:30						5		2
5:30-5:45						3		1
5:45-6:00		2		3	5	2		2
<b>HOURLY TOTAL</b>					<b>6</b>	<b>HOURLY TOTAL</b>		<b>25</b>
6:00-6:15								
6:15-6:30								
6:30-6:45								
6:45-7:00								
<b>HOURLY TOTAL</b>						<b>HOURLY TOTAL</b>		
7:00-7:15								
7:15-7:30								
7:30-7:45								
7:45-8:00								
<b>HOURLY TOTAL</b>						<b>HOURLY TOTAL</b>		
8:00-8:15								
8:15-8:30								
8:30-8:45								
8:45-9:00								
<b>HOURLY TOTAL</b>						<b>HOURLY TOTAL</b>		
9:00-9:15								
9:15-9:30								
9:30-9:45								
9:45-10:00								
<b>HOURLY TOTAL</b>						<b>HOURLY TOTAL</b>		
				<b>TOTAL</b>	<b>23</b>		<b>TOTAL</b>	<b>107</b>

1  
2  
3  
4  
5  
6  
7  
8  
9  
10  
11  
12  
13  
14  
15  
16  
17  
18  
19  
20  
21  
22  
23  
24  
25  
26  
27  
28  
29  
30  
31  
32