

Date : 05/03/12

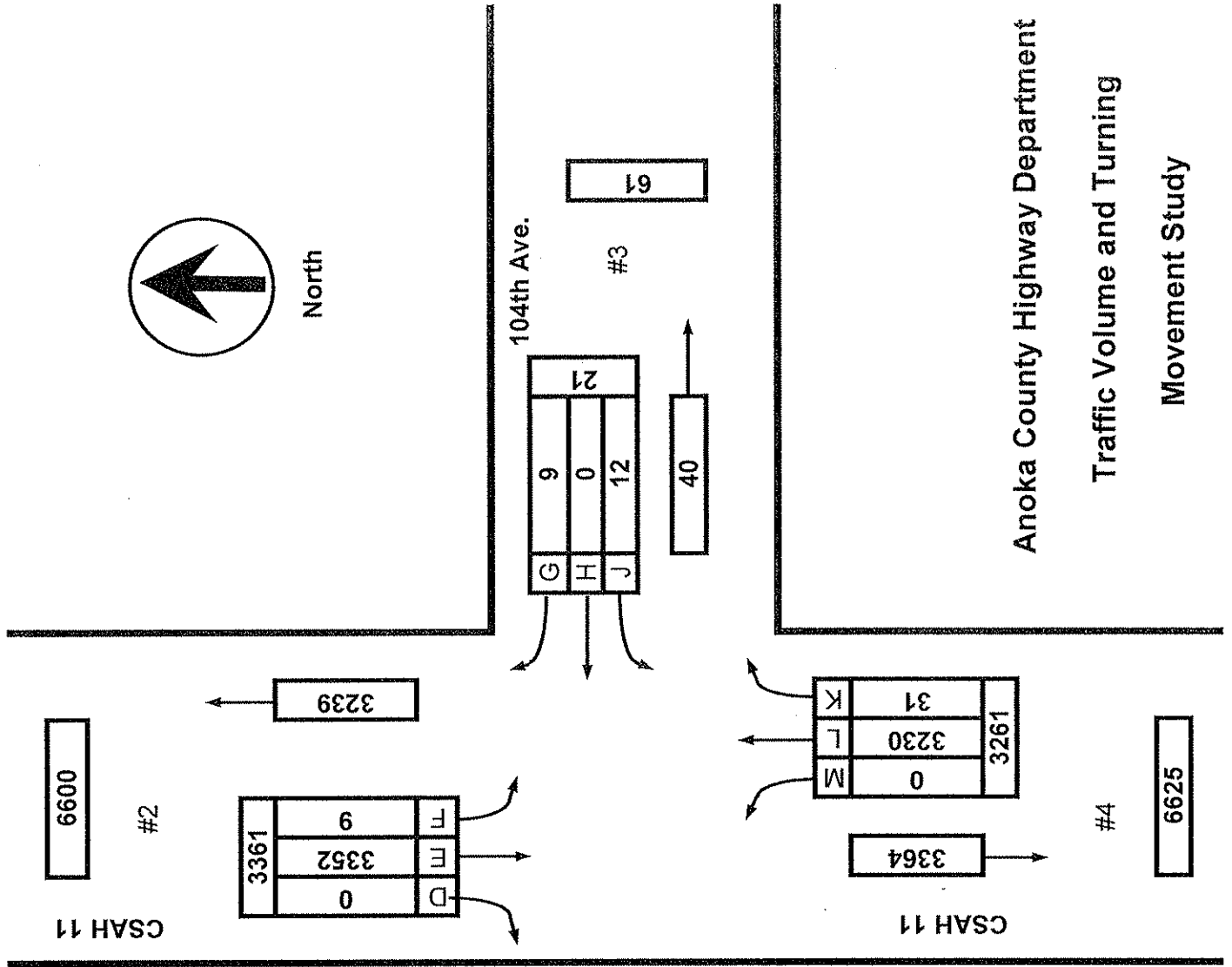
Count Number : TMC1209

Location : CSAH 11 (Foley Blvd.)

@ 104th Ave.

Collection Period : PEAK HOURS
6:30-8:30 AM, 4-6 PM

	EXISTING LANES OF APPROACH			TOTAL
	RIGHT TURN LANE	LEFT TURN LANE	THRU LANES	
#1	0	0	0	0
#2	0	0	2	2
#3	0	0	1	1
#4	0	0	2	2



Anoka County Highway Department
 Traffic Volume and Turning
 Movement Study

Date : 05/03/12

Count Number : TMC1209

Location : CSAH 11 (Foley Blvd.)

@ 104th Ave.


Collection Period : AM PEAK

Hour : 7:00 AM - 8:00 AM

CSAH 11
#2
1566

D	0
E	1309
F	4

253



North

104th Ave.

G	1
H	0
J	3

#3

7

11

CSAH 11
#4
1312

M	0
L	252
K	3
255	

#4

1567

EXISTING LANES OF APPROACH				
	RIGHT TURN LANE	LEFT TURN LANE	THRU LANES	TOTAL
#1	0	0	0	0
#2	0	0	2	2
#3	0	0	1	1
#4	0	0	2	2

Anoka County Highway Department
Traffic Volume and Turning
Movement Study

Date : 05/01/12

Count Number : TMC1209

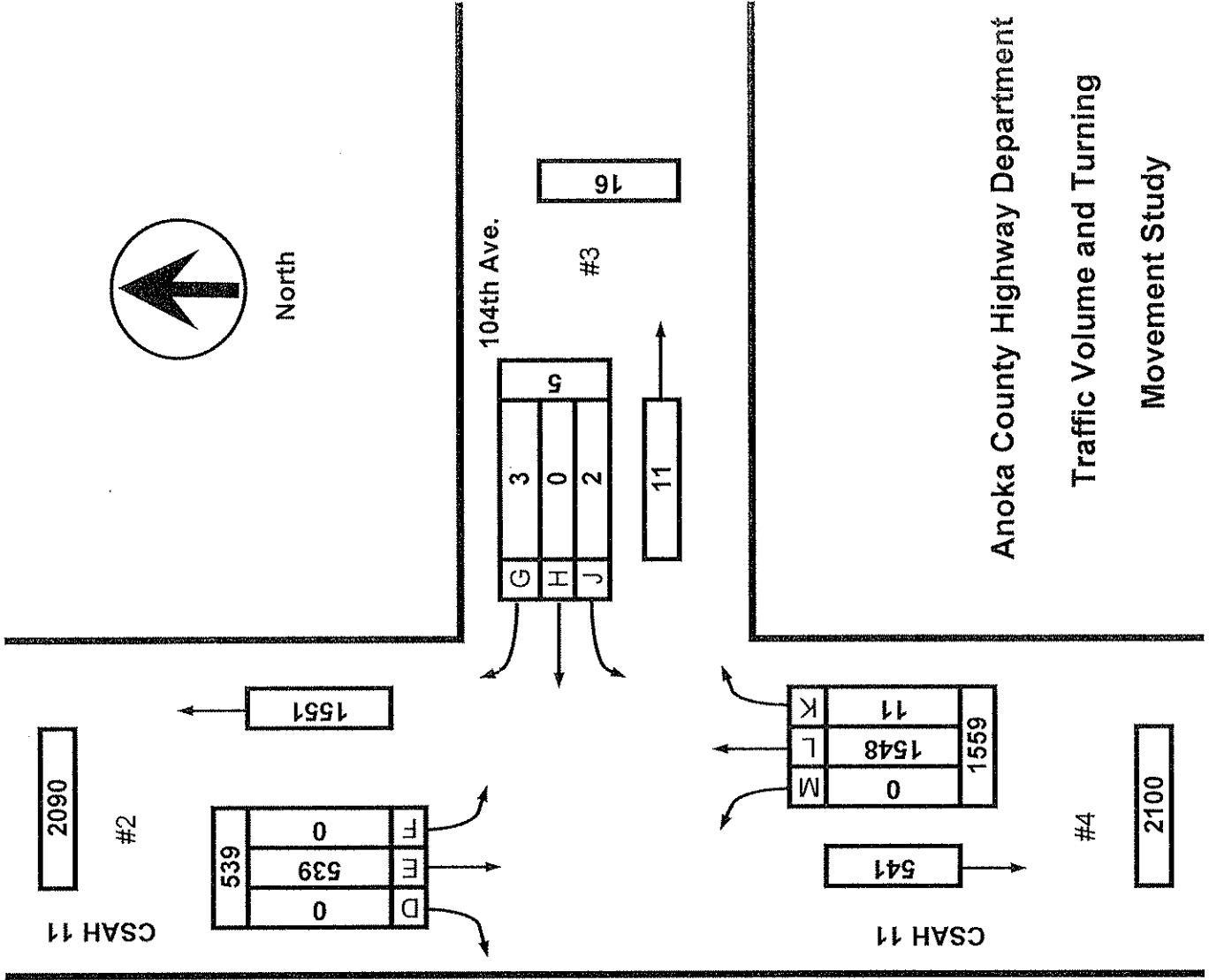
Location : CSAH 11 (Foley Blvd.)

@ 104th Ave.

Collection Period : PM PEAK

Hour : 4:30 PM - 5:30 PM

EXISTING LANES OF APPROACH				
	RIGHT TURN LANE	LEFT TURN LANE	THRU LANES	TOTAL
#1	0	0	0	0
#2	0	0	2	2
#3	0	0	1	1
#4	0	0	2	2



Anoka County Highway Department
 Traffic Volume and Turning
 Movement Study



Anoka County Highway Department

Traffic Engineering Section

Traffic Volume and Turning Movement Study

File Name : TMC1209
 Site Code : 12090202
 Start Date : 05/01/2012
 Page No : 1

Weather: Cool/Cloudy
 Counter: DB-400
 study conducted by: Andrea/Sam

Groups Printed- Unshifted

Start Time	CSAH 11 Southbound					104th Ave. Westbound					CSAH 11 Northbound					None Eastbound					Exclu. Total	Inclu. Total	Inf. Total
	Left	Thru	Right	Heavys	App. Total	Left	Thru	Right	Heavys	App. Total	Left	Thru	Right	Heavys	App. Total	Left	Thru	Right	Heavys	App. Total			
06:30	0	303	0	3	303	1	0	1	0	2	0	41	2	0	43	0	0	0	0	0	3	348	351
06:45	1	307	0	4	308	2	0	2	1	4	0	43	0	2	43	0	0	0	0	0	7	355	362
Total	1	610	0	7	611	3	0	3	1	6	0	84	2	2	86	0	0	0	0	0	10	703	713
07:00	1	304	0	6	305	2	0	0	0	2	0	49	0	3	49	0	0	0	0	0	9	356	365
07:15	0	350	0	6	350	0	0	0	0	0	0	69	0	1	69	0	0	0	0	0	7	419	426
07:30	1	337	0	7	338	0	0	1	0	1	0	55	1	1	56	0	0	0	0	0	8	395	403
07:45	2	318	0	4	320	1	0	0	0	1	0	79	2	3	81	0	0	0	0	0	7	402	409
Total	4	1309	0	23	1313	3	0	1	0	4	0	252	3	8	255	0	0	0	0	0	31	1572	1603
08:00	0	205	0	8	205	1	0	1	1	2	0	50	1	4	51	0	0	0	0	0	13	258	271
08:15	2	206	0	6	208	2	0	0	0	2	0	51	1	1	52	0	0	0	0	0	7	262	269
08:30	0	0	0	0	0	0	0	0	0	0	0	0	0	0	0	0	0	0	0	0	0	0	0
08:45	0	0	0	0	0	0	0	0	0	0	0	0	0	0	0	0	0	0	0	0	0	0	0
Total	2	411	0	14	413	3	0	1	1	4	0	101	2	5	103	0	0	0	0	0	20	520	540
09:00	0	0	0	0	0	0	0	0	0	0	0	0	0	0	0	0	0	0	0	0	0	0	0
09:15	0	0	0	0	0	0	0	0	0	0	0	0	0	0	0	0	0	0	0	0	0	0	0
09:30	0	0	0	0	0	0	0	0	0	0	0	0	0	0	0	0	0	0	0	0	0	0	0
09:45	0	0	0	0	0	0	0	0	0	0	0	0	0	0	0	0	0	0	0	0	0	0	0
Total	0	0	0	0	0	0	0	0	0	0	0	0	0	0	0	0	0	0	0	0	0	0	0
10:00	0	0	0	0	0	0	0	0	0	0	0	0	0	0	0	0	0	0	0	0	0	0	0
10:15	0	0	0	0	0	0	0	0	0	0	0	0	0	0	0	0	0	0	0	0	0	0	0
10:30	0	0	0	0	0	0	0	0	0	0	0	0	0	0	0	0	0	0	0	0	0	0	0
10:45	0	0	0	0	0	0	0	0	0	0	0	0	0	0	0	0	0	0	0	0	0	0	0
Total	0	0	0	0	0	0	0	0	0	0	0	0	0	0	0	0	0	0	0	0	0	0	0
11:00	0	0	0	0	0	0	0	0	0	0	0	0	0	0	0	0	0	0	0	0	0	0	0
11:15	0	0	0	0	0	0	0	0	0	0	0	0	0	0	0	0	0	0	0	0	0	0	0
11:30	0	0	0	0	0	0	0	0	0	0	0	0	0	0	0	0	0	0	0	0	0	0	0
11:45	0	0	0	0	0	0	0	0	0	0	0	0	0	0	0	0	0	0	0	0	0	0	0
Total	0	0	0	0	0	0	0	0	0	0	0	0	0	0	0	0	0	0	0	0	0	0	0
12:00	0	0	0	0	0	0	0	0	0	0	0	0	0	0	0	0	0	0	0	0	0	0	0
12:15	0	0	0	0	0	0	0	0	0	0	0	0	0	0	0	0	0	0	0	0	0	0	0
12:30	0	0	0	0	0	0	0	0	0	0	0	0	0	0	0	0	0	0	0	0	0	0	0
12:45	0	0	0	0	0	0	0	0	0	0	0	0	0	0	0	0	0	0	0	0	0	0	0
Total	0	0	0	0	0	0	0	0	0	0	0	0	0	0	0	0	0	0	0	0	0	0	0
13:00	0	0	0	0	0	0	0	0	0	0	0	0	0	0	0	0	0	0	0	0	0	0	0
13:15	0	0	0	0	0	0	0	0	0	0	0	0	0	0	0	0	0	0	0	0	0	0	0
13:30	0	0	0	0	0	0	0	0	0	0	0	0	0	0	0	0	0	0	0	0	0	0	0
13:45	0	0	0	0	0	0	0	0	0	0	0	0	0	0	0	0	0	0	0	0	0	0	0
Total	0	0	0	0	0	0	0	0	0	0	0	0	0	0	0	0	0	0	0	0	0	0	0
14:00	0	0	0	0	0	0	0	0	0	0	0	0	0	0	0	0	0	0	0	0	0	0	0
14:15	0	0	0	0	0	0	0	0	0	0	0	0	0	0	0	0	0	0	0	0	0	0	0
14:30	0	0	0	0	0	0	0	0	0	0	0	0	0	0	0	0	0	0	0	0	0	0	0
14:45	0	0	0	0	0	0	0	0	0	0	0	0	0	0	0	0	0	0	0	0	0	0	0
Total	0	0	0	0	0	0	0	0	0	0	0	0	0	0	0	0	0	0	0	0	0	0	0
15:00	0	0	0	0	0	0	0	0	0	0	0	0	0	0	0	0	0	0	0	0	0	0	0
15:15	0	0	0	0	0	0	0	0	0	0	0	0	0	0	0	0	0	0	0	0	0	0	0
15:30	0	0	0	0	0	0	0	0	0	0	0	0	0	0	0	0	0	0	0	0	0	0	0
15:45	0	0	0	0	0	0	0	0	0	0	0	0	0	0	0	0	0	0	0	0	0	0	0
Total	0	0	0	0	0	0	0	0	0	0	0	0	0	0	0	0	0	0	0	0	0	0	0
16:00	0	109	0	0	109	1	0	0	0	1	0	289	2	0	291	0	0	0	0	0	0	401	401
16:15	0	102	0	1	102	0	0	0	0	0	0	323	5	3	328	0	0	0	0	0	4	430	434
16:30	0	139	0	1	139	0	0	1	0	1	0	347	2	2	349	0	0	0	0	0	3	489	492
16:45	0	131	0	4	131	0	0	0	0	0	0	402	4	4	406	0	0	0	0	0	8	537	545
Total	0	481	0	6	481	1	0	1	0	2	0	1361	13	9	1374	0	0	0	0	0	15	1857	1872
17:00	0	127	0	3	127	2	0	2	0	4	0	380	2	8	382	0	0	0	0	0	11	513	524
17:15	0	142	0	3	142	0	0	0	0	0	0	419	3	1	422	0	0	0	0	0	4	564	568
17:30	1	142	0	4	143	0	0	1	0	1	0	341	3	5	344	0	0	0	0	0	9	488	497
17:45	1	130	0	1	131	0	0	0	0	0	0	292	3	3	295	0	0	0	0	0	4	426	430
Total	2	541	0	11	543	2	0	3	0	5	0	1432	11	17	1443	0	0	0	0	0	28	1991	2019
Grand Total	9	3352	0	61	3361	12	0	9	2	21	0	3230	31	41	3261	0	0	0	0	0	104	6643	6747
Apprch %	0.3	99.7	0			57.1	0	42.9			0	99	1			0	0	0					
Total %	0.1	50.5	0		50.6	0.2	0	0.1		0.3	0	48.6	0.5		49.1	0	0	0			1.5	98.5	



Anoka County Highway Department

Traffic Engineering Section

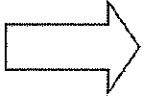
Traffic Volume and Turning Movement Study

File Name : TMC1209
 Site Code : 12090202
 Start Date : 05/01/2012
 Page No : 2

Weather: Cool/Cloudy
 Counter: DB-400
 study conducted by: Andrea/Sam

Start Time	CSAH 11 Southbound				104th Ave. Westbound				CSAH 11 Northbound				None Eastbound				Int. Total
	Left	Thru	Right	App. Total	Left	Thru	Right	App. Total	Left	Thru	Right	App. Total	Left	Thru	Right	App. Total	
Peak Hour Analysis From 06:30 to 11:45 - Peak 1 of 1																	
Peak Hour for Entire Intersection Begins at 07:00																	
07:00	1	304	0	305	2	0	0	2	0	49	0	49	0	0	0	0	356
07:15	0	350	0	350	0	0	0	0	0	69	0	69	0	0	0	0	419
07:30	1	337	0	338	0	0	1	1	0	55	1	56	0	0	0	0	395
07:45	2	318	0	320	1	0	0	1	0	79	2	81	0	0	0	0	402
Total Volume	4	1309	0	1313	3	0	1	4	0	252	3	255	0	0	0	0	1572
% App. Total	0.3	99.7	0		75	0	25		0	98.8	1.2		0	0	0		
PHF	.500	.935	.000	.938	.375	.000	.250	.500	.000	.797	.375	.787	.000	.000	.000	.000	.938

Peak Hour Analysis From 12:00 to 17:45 - Peak 1 of 1																	
Peak Hour for Entire Intersection Begins at 16:30																	
16:30	0	139	0	139	0	0	1	1	0	347	2	349	0	0	0	0	489
16:45	0	131	0	131	0	0	0	0	0	402	4	406	0	0	0	0	537
17:00	0	127	0	127	2	0	2	4	0	380	2	382	0	0	0	0	513
17:15	0	142	0	142	0	0	0	0	0	419	3	422	0	0	0	0	564
Total Volume	0	539	0	539	2	0	3	5	0	1548	11	1559	0	0	0	0	2103
% App. Total	0	100	0		40	0	60		0	99.3	0.7		0	0	0		
PHF	.000	.949	.000	.949	.250	.000	.375	.313	.000	.924	.688	.924	.000	.000	.000	.000	.932



NORTH

COUNT LOCATION: CSAH 11 (Foley Blvd.) **DATE:** 05/03/2012
@ 104th Ave.

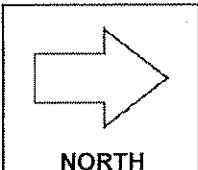
APP. #1 = CSAH 11
APP. #2 = None
APP. #3 = CSAH 11
APP. #4 = 104th Ave.

APP. #1	APP. #3
APP. #4	

HEAVY VEHICLE- ANY VEHICLE HAVING MORE THAN FOUR TIRES TOUCHING THE PAVEMENT
 A. TRUCKS- A HEAVY VEHICLE INVOLVED PRIMARILY IN THE TRANSPORT OF GOODS OR IN THE DELIVERY OF A SERVICE.
 B. RV- A HEAVY VEHICLE OPERATED BY A PRIVATE MOTORIST AND INVOLVED IN THE TRANSPORT OF RECREATIONAL EQUIPMENT OR FACILITIES.
 C. BUSES- A HEAVY VEHICLE INVOLVED IN THE TRANSPORTATION OF GROUPS OF PEOPLE.

TIME	PEDESTRIANS					HEAVY VEHICLES		
	APP. #1	APP. #2	APP. #3	APP. #4	15 MIN TOT	TRUCKS	RV	BUS
6:00-6:15AM								
6:15-6:30								
6:30-6:45						2		1
6:45-7:00						3		4
HOURLY TOTAL								10
7:00-7:15		1			1	6		3
7:15-7:30						5		2
7:30-7:45		1			1	6		2
7:45-8:00				1	1	2		5
HOURLY TOTAL					3	HOURLY TOTAL		31
8:00-8:15		1			1	6		7
8:15-8:30		1		2	3	5		2
8:30-8:45								
8:45-9:00								
HOURLY TOTAL					4	HOURLY TOTAL		20
9:00-9:15								
9:15-9:30								
9:30-9:45								
9:45-10:00								
HOURLY TOTAL						HOURLY TOTAL		
10:00-10:15								
10:15-10:30								
10:30-10:45								
10:45-11:00								
HOURLY TOTAL						HOURLY TOTAL		
11:00-11:15								
11:15-11:30								
11:30-11:45								
11:45-12:00								
HOURLY TOTAL						HOURLY TOTAL		
12:00-12:15								
12:15-12:30								
12:30-12:45								
12:45-1:00								
HOURLY TOTAL						HOURLY TOTAL		
1:00-1:15								
1:15-1:30								
1:30-1:45								
1:45-2:00								
HOURLY TOTAL						HOURLY TOTAL		
TOTAL					7	TOTAL		61

1
2
3
4
5
6
7
8
9
10
11
12
13
14
15
16
17
18
19
20
21
22
23
24
25
26
27
28
29
30
31
32



COUNT LOCATION:

CSAH 11 (Foley Blvd.)

DATE:

05/01/2012

@ 104th Ave.

NORTH

APP. #1 = CSAH 11
APP. #2 = None
APP. #3 = CSAH 11
APP. #4 = 104th Ave.

APP. #1	APP. #3
APP. #4	

- HEAVY VEHICLE- ANY VEHICLE HAVING MORE THAN FOUR TIRES TOUCHING THE PAVEMENT
- A. TRUCKS- A HEAVY VEHICLE INVOLVED PRIMARILY IN THE TRANSPORT OF GOODS OR IN THE DELIVERY OF A SERVICE.
 - B. RV- A HEAVY VEHICLE OPERATED BY A PRIVATE MOTORIST AND INVOLVED IN THE TRANSPORT OF RECREATIONAL EQUIPMENT OR FACILITIES.
 - C. BUSES- A HEAVY VEHICLE INVOLVED IN THE TRANSPORTATION OF GROUPS OF PEOPLE.

TIME	PEDESTRIANS					HEAVY VEHICLES		
	APP. #1	APP. #2	APP. #3	APP. #4	15 MIN TOT	TRUCKS	RV	BUS
2:00-2:15PM								
2:15-2:30								
2:30-2:45								
2:45-3:00								
HOURLY TOTAL						HOURLY TOTAL		
3:00-3:15								
3:15-3:30								
3:30-3:45								
3:45-4:00								
HOURLY TOTAL						HOURLY TOTAL		
4:00-4:15		2			2			
4:15-4:30		1		1	2			3
4:30-4:45						3		1
4:45-5:00		1			1	5		3
HOURLY TOTAL					5	HOURLY TOTAL		15
5:00-5:15						9		2
5:15-5:30				1	1	4		
5:30-5:45				1	1	4		5
5:45-6:00				1	1	3		1
HOURLY TOTAL					3	HOURLY TOTAL		28
6:00-6:15								
6:15-6:30								
6:30-6:45								
6:45-7:00								
HOURLY TOTAL						HOURLY TOTAL		
7:00-7:15								
7:15-7:30								
7:30-7:45								
7:45-8:00								
HOURLY TOTAL						HOURLY TOTAL		
8:00-8:15								
8:15-8:30								
8:30-8:45								
8:45-9:00								
HOURLY TOTAL						HOURLY TOTAL		
9:00-9:15								
9:15-9:30								
9:30-9:45								
9:45-10:00								
HOURLY TOTAL						HOURLY TOTAL		
				TOTAL	15		TOTAL	104

1
2
3
4
5
6
7
8
9
10
11
12
13
14
15
16
17
18
19
20
21
22
23
24
25
26
27
28
29
30
31
32