


Date : 05/08/12

Count Number : TMC1210

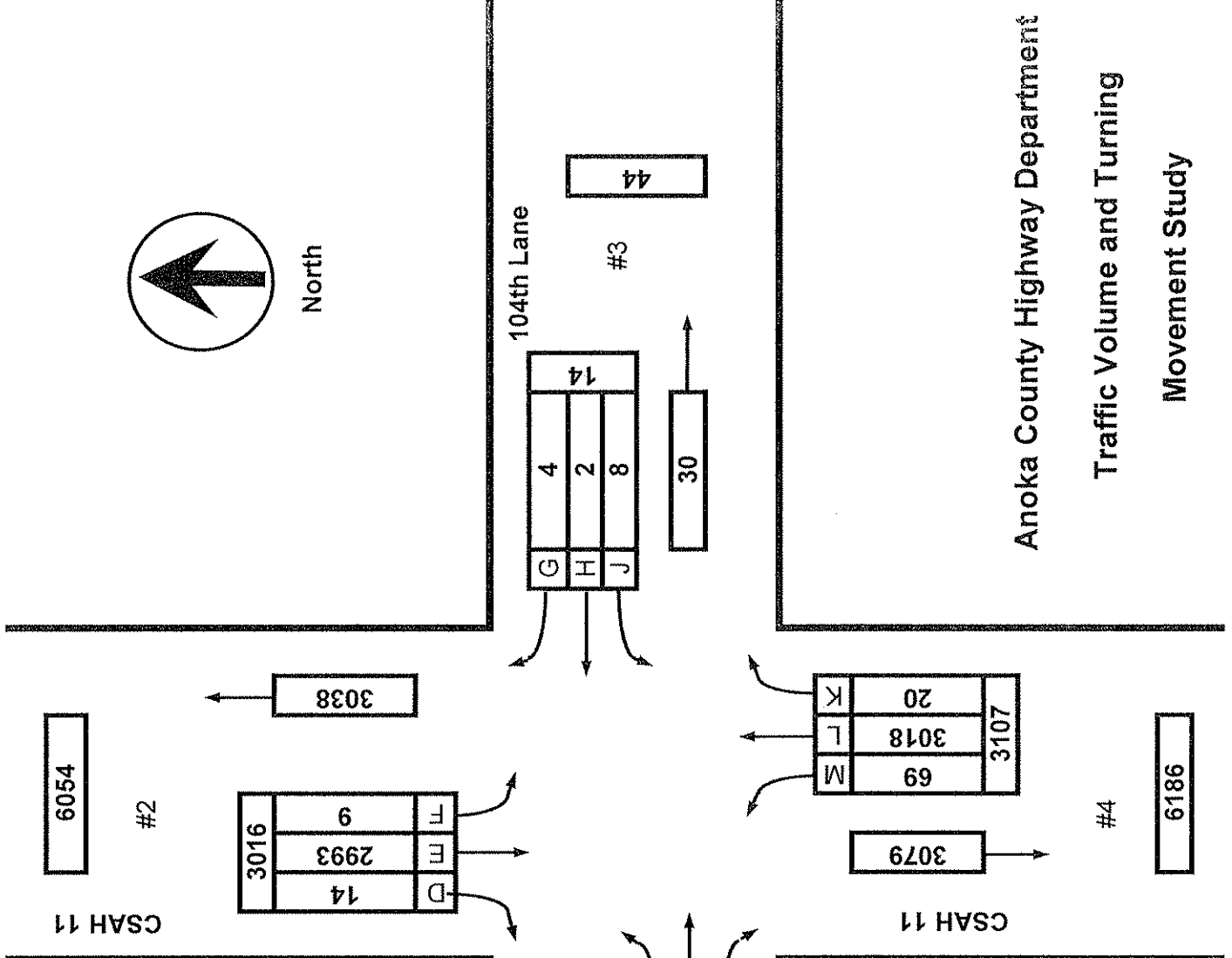
Location : CSAH 11 (Foley Blvd.)

@ 104th Lane

Collection Period : Peak Hour Counts  
6:30-8:30 AM, 4-6 PM



North



EXISTING LANES OF APPROACH				
	RIGHT TURN LANE	LEFT TURN LANE	THRU LANES	TOTAL
#1	0	0	1	1
#2	0	0	2	2
#3	0	0	1	1
#4	0	0	2	2

Anoka County Highway Department  
Traffic Volume and Turning  
Movement Study

Date : 05/08/12


Count Number : TMC1210

Location : CSAH 11 (Foley Blvd.)

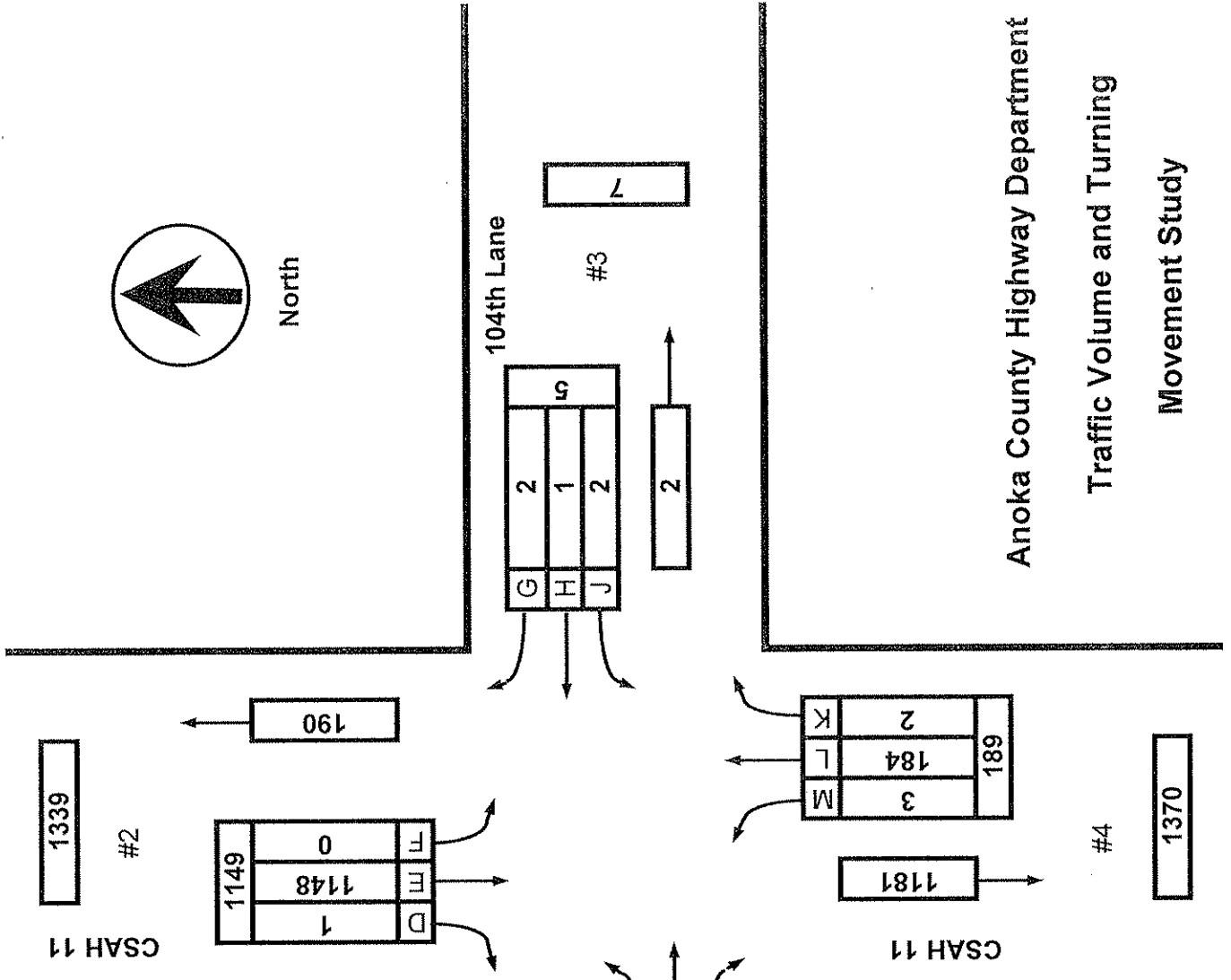
@ 104th Lane

Collection Period : AM PEAK

Hour : 6:45 AM - 7:45 AM



North



EXISTING LANES OF APPROACH				
	RIGHT TURN LANE	LEFT TURN LANE	THRU LANES	TOTAL
#1	0	0	1	1
#2	0	0	2	2
#3	0	0	1	1
#4	0	0	2	2

Anoka County Highway Department  
 Traffic Volume and Turning  
 Movement Study

Date : 05/07/12

Count Number : TMC1210

Location : CSAH 11 (Foley Blvd.)

@ 104th Lane


Collection Period : PM PEAK

Hour : 4:15 PM - 5:15 PM

CSAH 11 #2  
1845

D	5
E	487
F	3
T	495

1350



North

104th Lane

G	0
H	0
J	1

#3

6

8

A	10
B	0
C	6
TOTAL	16

#1

35

104th Lane

EXISTING LANES OF APPROACH				TOTAL
RIGHT TURN LANE	LEFT TURN LANE	THRU LANES		
0	0	1	1	1
0	0	2	2	2
0	0	1	1	1
0	0	2	2	2

M	30
L	1344
K	5
TOTAL	1379

498

CSAH 11

#4

1877

Anoka County Highway Department

Traffic Volume and Turning

Movement Study



# Anoka County Highway Department

## Traffic Engineering Section

### Traffic Volume and Turning Movement Study

Weather: Cool/Cloudy  
 Counter: DB-400  
 study conducted by: Andrea/Sam

File Name : TMC1210  
 Site Code : 12100202  
 Start Date : 05/07/2012  
 Page No : 1

#### Groups Printed- Unshifted

Start Time	CSAH 11 Southbound					104th Ln. Westbound					CSAH 11 Northbound					104th Ln. Eastbound					Exclu. Total	Inclu. Total	Int. Total
	Left	Thru	Right	Heavys	App. Total	Left	Thru	Right	Heavys	App. Total	Left	Thru	Right	Heavys	App. Total	Left	Thru	Right	Heavys	App. Total			
06:30	0	286	0	1	288	2	0	0	0	2	0	31	1	0	32	0	0	8	0	8	1	328	329
06:45	0	283	0	7	283	1	0	0	0	1	0	37	0	2	37	1	0	8	1	9	10	330	340
<b>Total</b>	0	569	0	8	569	3	0	0	0	3	0	68	1	2	69	1	0	16	1	17	11	658	669
07:00	0	258	0	5	258	0	1	0	1	1	2	37	1	2	40	2	0	7	1	9	9	308	317
07:15	0	328	1	8	329	0	0	2	0	2	0	57	0	3	57	0	0	11	0	11	11	399	410
07:30	0	279	0	5	279	1	0	0	0	1	1	53	1	2	55	1	0	5	0	6	7	341	348
07:45	0	253	2	5	255	1	0	0	0	1	1	54	0	5	55	1	0	6	1	7	11	318	329
<b>Total</b>	0	1118	3	23	1121	2	1	2	1	5	4	201	2	12	207	4	0	29	2	33	38	1366	1404
08:00	0	198	0	4	198	0	0	1	0	1	0	55	3	5	58	1	0	2	1	3	10	260	270
08:15	0	172	1	3	173	1	0	0	0	1	1	68	0	3	69	0	0	4	0	4	6	247	253
08:30	0	0	0	0	0	0	0	0	0	0	0	0	0	0	0	0	0	0	0	0	0	0	0
08:45	0	0	0	0	0	0	0	0	0	0	0	0	0	0	0	0	0	0	0	0	0	0	0
<b>Total</b>	0	370	1	7	371	1	0	1	0	2	1	123	3	8	127	1	0	6	1	7	16	507	523
09:00	0	0	0	0	0	0	0	0	0	0	0	0	0	0	0	0	0	0	0	0	0	0	0
09:15	0	0	0	0	0	0	0	0	0	0	0	0	0	0	0	0	0	0	0	0	0	0	0
09:30	0	0	0	0	0	0	0	0	0	0	0	0	0	0	0	0	0	0	0	0	0	0	0
09:45	0	0	0	0	0	0	0	0	0	0	0	0	0	0	0	0	0	0	0	0	0	0	0
<b>Total</b>	0	0	0	0	0	0	0	0	0	0	0	0	0	0	0	0	0	0	0	0	0	0	0
10:00	0	0	0	0	0	0	0	0	0	0	0	0	0	0	0	0	0	0	0	0	0	0	0
10:15	0	0	0	0	0	0	0	0	0	0	0	0	0	0	0	0	0	0	0	0	0	0	0
10:30	0	0	0	0	0	0	0	0	0	0	0	0	0	0	0	0	0	0	0	0	0	0	0
10:45	0	0	0	0	0	0	0	0	0	0	0	0	0	0	0	0	0	0	0	0	0	0	0
<b>Total</b>	0	0	0	0	0	0	0	0	0	0	0	0	0	0	0	0	0	0	0	0	0	0	0
11:00	0	0	0	0	0	0	0	0	0	0	0	0	0	0	0	0	0	0	0	0	0	0	0
11:15	0	0	0	0	0	0	0	0	0	0	0	0	0	0	0	0	0	0	0	0	0	0	0
11:30	0	0	0	0	0	0	0	0	0	0	0	0	0	0	0	0	0	0	0	0	0	0	0
11:45	0	0	0	0	0	0	0	0	0	0	0	0	0	0	0	0	0	0	0	0	0	0	0
<b>Total</b>	0	0	0	0	0	0	0	0	0	0	0	0	0	0	0	0	0	0	0	0	0	0	0
12:00	0	0	0	0	0	0	0	0	0	0	0	0	0	0	0	0	0	0	0	0	0	0	0
12:15	0	0	0	0	0	0	0	0	0	0	0	0	0	0	0	0	0	0	0	0	0	0	0
12:30	0	0	0	0	0	0	0	0	0	0	0	0	0	0	0	0	0	0	0	0	0	0	0
12:45	0	0	0	0	0	0	0	0	0	0	0	0	0	0	0	0	0	0	0	0	0	0	0
<b>Total</b>	0	0	0	0	0	0	0	0	0	0	0	0	0	0	0	0	0	0	0	0	0	0	0
13:00	0	0	0	0	0	0	0	0	0	0	0	0	0	0	0	0	0	0	0	0	0	0	0
13:15	0	0	0	0	0	0	0	0	0	0	0	0	0	0	0	0	0	0	0	0	0	0	0
13:30	0	0	0	0	0	0	0	0	0	0	0	0	0	0	0	0	0	0	0	0	0	0	0
13:45	0	0	0	0	0	0	0	0	0	0	0	0	0	0	0	0	0	0	0	0	0	0	0
<b>Total</b>	0	0	0	0	0	0	0	0	0	0	0	0	0	0	0	0	0	0	0	0	0	0	0
14:00	0	0	0	0	0	0	0	0	0	0	0	0	0	0	0	0	0	0	0	0	0	0	0
14:15	0	0	0	0	0	0	0	0	0	0	0	0	0	0	0	0	0	0	0	0	0	0	0
14:30	0	0	0	0	0	0	0	0	0	0	0	0	0	0	0	0	0	0	0	0	0	0	0
14:45	0	0	0	0	0	0	0	0	0	0	0	0	0	0	0	0	0	0	0	0	0	0	0
<b>Total</b>	0	0	0	0	0	0	0	0	0	0	0	0	0	0	0	0	0	0	0	0	0	0	0
15:00	0	0	0	0	0	0	0	0	0	0	0	0	0	0	0	0	0	0	0	0	0	0	0
15:15	0	0	0	0	0	0	0	0	0	0	0	0	0	0	0	0	0	0	0	0	0	0	0
15:30	0	0	0	0	0	0	0	0	0	0	0	0	0	0	0	0	0	0	0	0	0	0	0
15:45	0	0	0	0	0	0	0	0	0	0	0	0	0	0	0	0	0	0	0	0	0	0	0
<b>Total</b>	0	0	0	0	0	0	0	0	0	0	0	0	0	0	0	0	0	0	0	0	0	0	0
16:00	3	104	4	5	111	0	0	0	0	0	5	304	2	6	311	2	1	2	0	5	11	427	438
16:15	2	118	0	3	120	0	0	0	0	0	6	330	1	9	337	1	0	1	0	2	12	459	471
16:30	0	137	3	5	140	1	0	0	0	1	5	334	3	4	342	2	0	4	0	6	9	489	498
16:45	1	111	0	3	112	0	0	0	0	0	11	316	0	2	327	2	0	1	0	3	5	442	447
<b>Total</b>	6	470	7	16	483	1	0	0	0	1	27	1284	6	21	1317	7	1	8	0	16	37	1817	1854
17:00	0	121	2	2	123	0	0	0	0	0	8	364	1	3	373	1	0	4	0	5	5	501	506
17:15	0	81	0	0	81	0	0	1	0	1	8	359	2	3	369	0	0	4	0	4	3	455	458
17:30	1	142	1	3	144	0	1	0	0	1	10	317	3	1	330	2	0	4	0	6	4	481	485
17:45	2	122	0	0	124	1	0	0	0	1	11	302	2	4	315	0	0	7	0	7	4	447	451
<b>Total</b>	3	466	3	5	472	1	1	1	0	3	37	1342	8	11	1387	3	0	19	0	22	16	1884	1900
<b>Grand Total</b>	9	2993	14	59	3016	8	2	4	1	14	69	3018	20	54	3107	16	1	78	4	95	118	6232	6350
Apprch %	0.3	99.2	0.5			57.1	14.3	28.6			2.2	97.1	0.6			16.8	1.1	82.1					
Total %	0.1	48	0.2		48.4	0.1	0	0.1		0.2	1.1	48.4	0.3		49.9	0.3	0	1.3		1.5	1.9	98.1	



# Anoka County Highway Department

## Traffic Engineering Section

### Traffic Volume and Turning Movement Study

Weather: Cool/Cloudy  
 Counter: DB-400  
 study conducted by: Andrea/Sam

File Name : TMC1210  
 Site Code : 12100202  
 Start Date : 05/07/2012  
 Page No : 2

Start Time	CSAH 11 Southbound				104th Ln. Westbound				CSAH 11 Northbound				104th Ln. Eastbound				Int. Total
	Left	Thru	Right	App. Total	Left	Thru	Right	App. Total	Left	Thru	Right	App. Total	Left	Thru	Right	App. Total	
Peak Hour Analysis From 06:30 to 11:45 - Peak 1 of 1																	
Peak Hour for Entire Intersection Begins at 06:45																	
06:45	0	283	0	283	1	0	0	1	0	37	0	37	1	0	8	9	330
07:00	0	258	0	258	0	1	0	1	2	37	1	40	2	0	7	9	308
07:15	0	328	1	329	0	0	2	2	0	57	0	57	0	0	11	11	399
07:30	0	279	0	279	1	0	0	1	1	53	1	55	1	0	5	6	341
Total Volume	0	1148	1	1149	2	1	2	5	3	184	2	189	4	0	31	35	1378
% App. Total	0	99.9	0.1		40	20	40		1.6	97.4	1.1		11.4	0	88.6		
PHF	.000	.875	.250	.873	.500	.250	.250	.625	.375	.807	.500	.829	.500	.000	.705	.795	.863

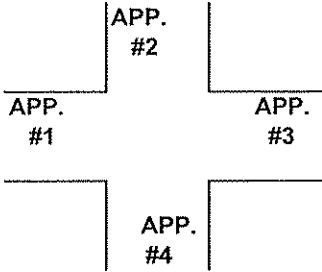
Peak Hour Analysis From 12:00 to 17:45 - Peak 1 of 1																	
Peak Hour for Entire Intersection Begins at 16:15																	
16:15	2	118	0	120	0	0	0	0	6	330	1	337	1	0	1	2	459
16:30	0	137	3	140	1	0	0	1	5	334	3	342	2	0	4	6	489
16:45	1	111	0	112	0	0	0	0	11	316	0	327	2	0	1	3	442
17:00	0	121	2	123	0	0	0	0	8	364	1	373	1	0	4	5	501
Total Volume	3	487	5	495	1	0	0	1	30	1344	5	1379	6	0	10	16	1891
% App. Total	0.6	98.4	1		100	0	0		2.2	97.5	0.4		37.5	0	62.5		
PHF	.375	.889	.417	.884	.250	.000	.000	.250	.682	.923	.417	.924	.750	.000	.625	.667	.944



**NORTH**

**COUNT LOCATION:** CSAH 11 (Foley Blvd.) **DATE:** 05/08/2012  
@ 104th Lane

APP. #1 = CSAH 11
APP. #2 = 104th Lane
APP. #3 = CSAH 11
APP. #4 = 104th Lane



HEAVY VEHICLE- ANY VEHICLE HAVING MORE THAN FOUR TIRES TOUCHING THE PAVEMENT

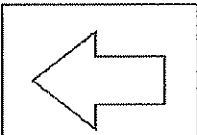
A. TRUCKS- A HEAVY VEHICLE INVOLVED PRIMARILY IN THE TRANSPORT OF GOODS OR IN THE DELIVERY OF A SERVICE.

B. RV- A HEAVY VEHICLE OPERATED BY A PRIVATE MOTORIST AND INVOLVED IN THE TRANSPORT OF RECREATIONAL EQUIPMENT OR FACILITIES.

C. BUSES- A HEAVY VEHICLE INVOLVED IN THE TRANSPORTATION OF GROUPS OF PEOPLE.

TIME	PEDESTRIANS					HEAVY VEHICLES		
	APP. #1	APP. #2	APP. #3	APP. #4	15 MIN TOT	TRUCKS	RV	BUS
6:00-6:15AM								
6:15-6:30								
6:30-6:45								1
6:45-7:00						6		4
<b>HOURLY TOTAL</b>						<b>HOURLY TOTAL</b>		<b>11</b>
7:00-7:15						2		10
7:15-7:30						9		
7:30-7:45		1		1	2	6		1
7:45-8:00		1			1	5		6
<b>HOURLY TOTAL</b>					<b>3</b>	<b>HOURLY TOTAL</b>		<b>39</b>
8:00-8:15		1	1	2	4	5		4
8:15-8:30						4		2
8:30-8:45								
8:45-9:00								
<b>HOURLY TOTAL</b>					<b>4</b>	<b>HOURLY TOTAL</b>		<b>15</b>
9:00-9:15								
9:15-9:30								
9:30-9:45								
9:45-10:00								
<b>HOURLY TOTAL</b>						<b>HOURLY TOTAL</b>		
10:00-10:15								
10:15-10:30								
10:30-10:45								
10:45-11:00								
<b>HOURLY TOTAL</b>						<b>HOURLY TOTAL</b>		
11:00-11:15								
11:15-11:30								
11:30-11:45								
11:45-12:00								
<b>HOURLY TOTAL</b>						<b>HOURLY TOTAL</b>		
12:00-12:15								
12:15-12:30								
12:30-12:45								
12:45-1:00								
<b>HOURLY TOTAL</b>						<b>HOURLY TOTAL</b>		
1:00-1:15								
1:15-1:30								
1:30-1:45								
1:45-2:00								
<b>HOURLY TOTAL</b>						<b>HOURLY TOTAL</b>		
<b>TOTAL</b>					<b>7</b>	<b>TOTAL</b>		<b>65</b>

1  
2  
3  
4  
5  
6  
7  
8  
9  
10  
11  
12  
13  
14  
15  
16  
17  
18  
19  
20  
21  
22  
23  
24  
25  
26  
27  
28  
29  
30  
31  
32



COUNT LOCATION:

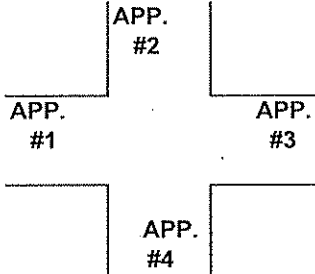
CSAH 11 (Foley Blvd.)

DATE:

05/07/2012

@ 104th Lane

<b>NORTH</b>
APP. #1 = CSAH 11
APP. #2 = 104th Lane
APP. #3 = CSAH 11
APP. #4 = 104th Lane



- HEAVY VEHICLE- ANY VEHICLE HAVING MORE THAN FOUR TIRES TOUCHING THE PAVEMENT
- A. TRUCKS- A HEAVY VEHICLE INVOLVED PRIMARILY IN THE TRANSPORT OF GOODS OR IN THE DELIVERY OF A SERVICE.
  - B. RV- A HEAVY VEHICLE OPERATED BY A PRIVATE MOTORIST AND INVOLVED IN THE TRANSPORT OF RECREATIONAL EQUIPMENT OR FACILITIES.
  - C. BUSES- A HEAVY VEHICLE INVOLVED IN THE TRANSPORTATION OF GROUPS OF PEOPLE.

TIME	PEDESTRIANS					HEAVY VEHICLES		
	APP. #1	APP. #2	APP. #3	APP. #4	15 MIN TOT	TRUCKS	RV	BUS
2:00-2:15PM								
2:15-2:30								
2:30-2:45								
2:45-3:00								
<b>HOURLY TOTAL</b>						<b>HOURLY TOTAL</b>		
3:00-3:15								
3:15-3:30								
3:30-3:45								
3:45-4:00								
<b>HOURLY TOTAL</b>						<b>HOURLY TOTAL</b>		
4:00-4:15		1			1	8		2
4:15-4:30		4			4	11		2
4:30-4:45	4	4			8	9		
4:45-5:00	1				1	5		1
<b>HOURLY TOTAL</b>					<b>14</b>	<b>HOURLY TOTAL</b>		<b>38</b>
5:00-5:15						3		2
5:15-5:30			1		1	3		
5:30-5:45		3			3	2		2
5:45-6:00						4		
<b>HOURLY TOTAL</b>					<b>4</b>	<b>HOURLY TOTAL</b>		<b>16</b>
6:00-6:15								
6:15-6:30								
6:30-6:45								
6:45-7:00								
<b>HOURLY TOTAL</b>						<b>HOURLY TOTAL</b>		
7:00-7:15								
7:15-7:30								
7:30-7:45								
7:45-8:00								
<b>HOURLY TOTAL</b>						<b>HOURLY TOTAL</b>		
8:00-8:15								
8:15-8:30								
8:30-8:45								
8:45-9:00								
<b>HOURLY TOTAL</b>						<b>HOURLY TOTAL</b>		
9:00-9:15								
9:15-9:30								
9:30-9:45								
9:45-10:00								
<b>HOURLY TOTAL</b>						<b>HOURLY TOTAL</b>		
					<b>TOTAL</b>		<b>TOTAL</b>	<b>119</b>
					<b>25</b>			

1  
2  
3  
4  
5  
6  
7  
8  
9  
10  
11  
12  
13  
14  
15  
16  
17  
18  
19  
20  
21  
22  
23  
24  
25  
26  
27  
28  
29  
30  
31  
32