


Date : 05/10/12

Count Number : TMC1211

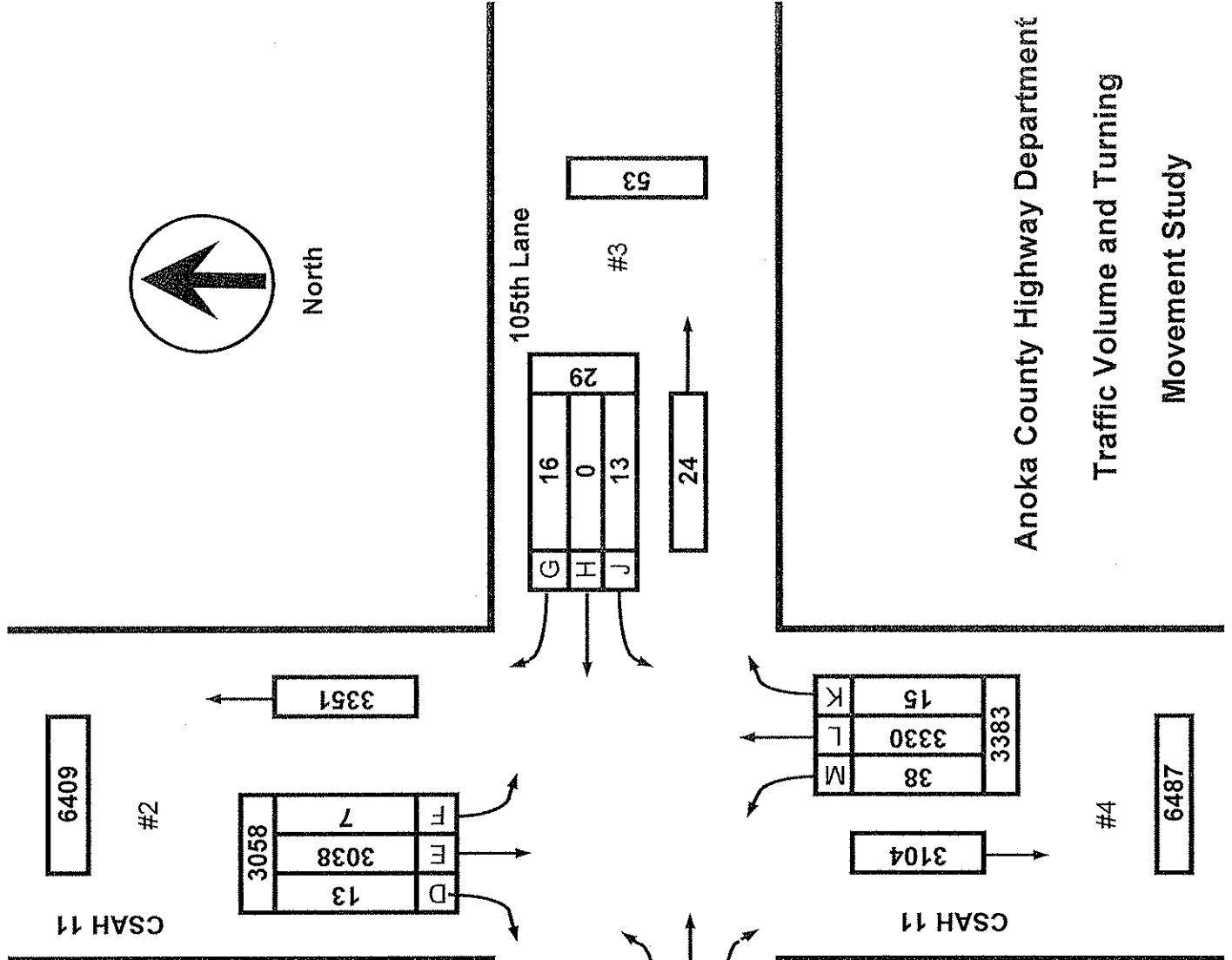
Location : CSAH 11 (Foley Blvd.)

@ 105th Lane

Collection Period : Peak Hour Counts
6:30-8:30 AM, 4-6 PM




North



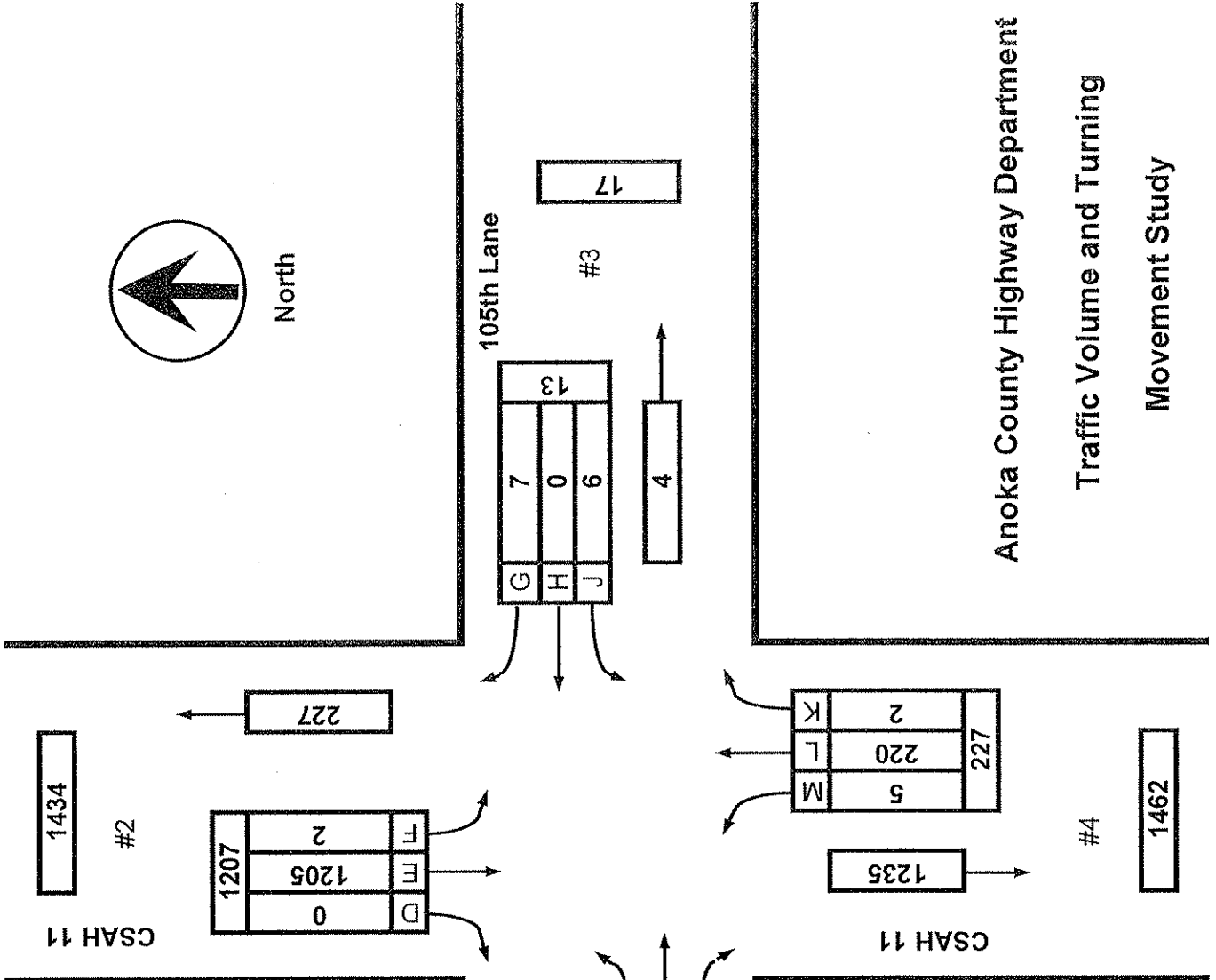
	EXISTING LANES OF APPROACH			TOTAL
	RIGHT TURN LANE	LEFT TURN LANE	THRU LANES	
#1	0	0	1	1
#2	0	0	2	2
#3	0	0	1	1
#4	0	0	2	2

Anoka County Highway Department
Traffic Volume and Turning
Movement Study

Date : 05/10/12
 Count Number : TMC1211
 Location : CSAH 11 (Foley Blvd.)
 @ 105th Lane
 Collection Period : AM PEAK
 Hour : 6:30 AM - 7:30 AM



North



	EXISTING LANES OF APPROACH			TOTAL
	RIGHT TURN LANE	LEFT TURN LANE	THRU LANES	
#1	0	0	1	1
#2	0	0	2	2
#3	0	0	1	1
#4	0	0	2	2

Anoka County Highway Department
 Traffic Volume and Turning
 Movement Study

Date : 05/08/12


Count Number : TMC1211

Location : CSAH 11 (Foley Blvd.)

@ 105th Lane

Collection Period : PM PEAK

Hour : 4:45 PM - 5:45 PM



North

CSAH 11 #2 2070

455	1	6
D	FM	TH

1615

105th Lane

2	0	0
G	H	J

#3

9

11

36	25
#1	
11	
A	8
B	2
C	1

105th Lane

EXISTING LANES OF APPROACH				TOTAL
	RIGHT TURN LANE	LEFT TURN LANE	THRU LANES	
#1	0	0	1	1
#2	0	0	2	2
#3	0	0	1	1
#4	0	0	2	2

19	1612	6
M	L	K
1637		

456

CSAH 11

#4

2093

Anoka County Highway Department
Traffic Volume and Turning
Movement Study



Anoka County Highway Department

Traffic Engineering Section

Traffic Volume and Turning Movement Study

File Name : TMC1211
 Site Code : 12110202
 Start Date : 05/08/2012
 Page No : 1

Weather: Cool/Cloudy
 Counter: DB-400
 study conducted by: Andrea/Sam

Groups Printed- Unshifted

Start Time	CSAH 11 Southbound					105th Ln. Westbound					CSAH 11 Northbound					105th Ln. Eastbound					Exclu. Total	Inclu. Total	Inf. Total
	Left	Thru	Right	Heavys	App. Total	Left	Thru	Right	Heavys	App. Total	Left	Thru	Right	Heavys	App. Total	Left	Thru	Right	Heavys	App. Total			
06:30	0	288	0	3	288	1	0	2	0	3	1	46	0	0	47	0	0	7	0	7	3	345	348
06:45	1	306	0	3	307	1	0	2	0	3	3	59	0	2	62	0	0	2	0	2	5	374	379
Total	1	594	0	6	595	2	0	4	0	6	4	105	0	2	109	0	0	9	0	9	8	719	727
07:00	1	293	0	3	294	3	0	1	0	4	0	54	2	7	56	0	0	8	0	8	10	362	372
07:15	0	318	0	8	318	1	0	2	1	3	1	61	0	1	62	0	0	7	0	7	10	390	400
07:30	0	277	0	6	277	1	0	1	0	2	1	53	0	2	54	1	0	4	0	5	8	338	346
07:45	0	262	0	3	262	1	0	1	0	2	1	75	0	6	76	0	0	4	0	4	9	344	353
Total	1	1150	0	20	1151	6	0	5	1	11	3	243	2	16	248	1	0	23	0	24	37	1434	1471
08:00	0	174	0	4	174	2	0	1	0	3	1	69	0	8	70	0	0	5	1	5	13	252	265
08:15	0	206	0	8	206	2	0	0	0	2	0	65	3	3	68	1	0	0	0	1	11	277	288
08:30	0	0	0	0	0	0	0	0	0	0	0	0	0	0	0	0	0	0	0	0	0	0	0
08:45	0	0	0	0	0	0	0	0	0	0	0	0	0	0	0	0	0	0	0	0	0	0	0
Total	0	380	0	12	380	4	0	1	0	5	1	134	3	11	138	1	0	5	1	6	24	529	553
09:00	0	0	0	0	0	0	0	0	0	0	0	0	0	0	0	0	0	0	0	0	0	0	0
09:15	0	0	0	0	0	0	0	0	0	0	0	0	0	0	0	0	0	0	0	0	0	0	0
09:30	0	0	0	0	0	0	0	0	0	0	0	0	0	0	0	0	0	0	0	0	0	0	0
09:45	0	0	0	0	0	0	0	0	0	0	0	0	0	0	0	0	0	0	0	0	0	0	0
Total	0	0	0	0	0	0	0	0	0	0	0	0	0	0	0	0	0	0	0	0	0	0	0
10:00	0	0	0	0	0	0	0	0	0	0	0	0	0	0	0	0	0	0	0	0	0	0	0
10:15	0	0	0	0	0	0	0	0	0	0	0	0	0	0	0	0	0	0	0	0	0	0	0
10:30	0	0	0	0	0	0	0	0	0	0	0	0	0	0	0	0	0	0	0	0	0	0	0
10:45	0	0	0	0	0	0	0	0	0	0	0	0	0	0	0	0	0	0	0	0	0	0	0
Total	0	0	0	0	0	0	0	0	0	0	0	0	0	0	0	0	0	0	0	0	0	0	0
11:00	0	0	0	0	0	0	0	0	0	0	0	0	0	0	0	0	0	0	0	0	0	0	0
11:15	0	0	0	0	0	0	0	0	0	0	0	0	0	0	0	0	0	0	0	0	0	0	0
11:30	0	0	0	0	0	0	0	0	0	0	0	0	0	0	0	0	0	0	0	0	0	0	0
11:45	0	0	0	0	0	0	0	0	0	0	0	0	0	0	0	0	0	0	0	0	0	0	0
Total	0	0	0	0	0	0	0	0	0	0	0	0	0	0	0	0	0	0	0	0	0	0	0
12:00	0	0	0	0	0	0	0	0	0	0	0	0	0	0	0	0	0	0	0	0	0	0	0
12:15	0	0	0	0	0	0	0	0	0	0	0	0	0	0	0	0	0	0	0	0	0	0	0
12:30	0	0	0	0	0	0	0	0	0	0	0	0	0	0	0	0	0	0	0	0	0	0	0
12:45	0	0	0	0	0	0	0	0	0	0	0	0	0	0	0	0	0	0	0	0	0	0	0
Total	0	0	0	0	0	0	0	0	0	0	0	0	0	0	0	0	0	0	0	0	0	0	0
13:00	0	0	0	0	0	0	0	0	0	0	0	0	0	0	0	0	0	0	0	0	0	0	0
13:15	0	0	0	0	0	0	0	0	0	0	0	0	0	0	0	0	0	0	0	0	0	0	0
13:30	0	0	0	0	0	0	0	0	0	0	0	0	0	0	0	0	0	0	0	0	0	0	0
13:45	0	0	0	0	0	0	0	0	0	0	0	0	0	0	0	0	0	0	0	0	0	0	0
Total	0	0	0	0	0	0	0	0	0	0	0	0	0	0	0	0	0	0	0	0	0	0	0
14:00	0	0	0	0	0	0	0	0	0	0	0	0	0	0	0	0	0	0	0	0	0	0	0
14:15	0	0	0	0	0	0	0	0	0	0	0	0	0	0	0	0	0	0	0	0	0	0	0
14:30	0	0	0	0	0	0	0	0	0	0	0	0	0	0	0	0	0	0	0	0	0	0	0
14:45	0	0	0	0	0	0	0	0	0	0	0	0	0	0	0	0	0	0	0	0	0	0	0
Total	0	0	0	0	0	0	0	0	0	0	0	0	0	0	0	0	0	0	0	0	0	0	0
15:00	0	0	0	0	0	0	0	0	0	0	0	0	0	0	0	0	0	0	0	0	0	0	0
15:15	0	0	0	0	0	0	0	0	0	0	0	0	0	0	0	0	0	0	0	0	0	0	0
15:30	0	0	0	0	0	0	0	0	0	0	0	0	0	0	0	0	0	0	0	0	0	0	0
15:45	0	0	0	0	0	0	0	0	0	0	0	0	0	0	0	0	0	0	0	0	0	0	0
Total	0	0	0	0	0	0	0	0	0	0	0	0	0	0	0	0	0	0	0	0	0	0	0
16:00	2	99	3	3	104	0	0	1	1	1	1	265	1	4	267	1	0	1	1	2	9	374	383
16:15	0	140	2	1	142	1	0	1	0	2	0	328	0	3	328	0	0	3	0	3	4	475	479
16:30	2	128	1	0	131	0	0	1	0	1	7	313	0	2	320	0	0	3	0	3	2	455	457
16:45	0	125	1	1	126	0	0	2	0	2	4	367	0	0	371	0	0	1	0	1	1	500	501
Total	4	492	7	5	503	1	0	5	1	6	12	1273	1	9	1286	1	0	8	1	9	16	1804	1820
17:00	0	102	1	3	103	0	0	0	0	0	5	416	0	8	421	1	0	3	0	4	11	528	539
17:15	0	124	2	2	126	0	0	0	0	0	9	432	3	7	444	0	2	4	0	6	9	576	585
17:30	1	97	2	0	100	0	0	0	0	0	1	397	3	3	401	0	0	0	0	0	3	501	504
17:45	0	99	1	2	100	0	0	1	0	1	3	330	3	0	336	1	0	1	0	2	2	439	441
Total	1	422	6	7	429	0	0	1	0	1	18	1575	9	18	1602	2	2	8	0	12	25	2044	2069
Grand Total	7	3038	13	50	3058	13	0	16	2	29	38	3330	15	56	3383	5	2	53	2	60	110	6530	6640
Apprch %	0.2	99.3	0.4			44.8	0	55.2			1.1	98.4	0.4			8.3	3.3	88.3			0.9	1.7	98.3
Total %	0.1	46.5	0.2		46.8	0.2	0	0.2		0.4	0.6	51	0.2		51.8	0.1	0	0.8					



Anoka County Highway Department

Traffic Engineering Section

Traffic Volume and Turning Movement Study

File Name : TMC1211
 Site Code : 12110202
 Start Date : 05/08/2012
 Page No : 2

Weather: Cool/Cloudy
 Counter: DB-400
 study conducted by: Andrea/Sam

Start Time	CSAH 11 Southbound				105th Ln. Westbound				CSAH 11 Northbound				105th Ln. Eastbound				Int. Total
	Left	Thru	Right	App. Total	Left	Thru	Right	App. Total	Left	Thru	Right	App. Total	Left	Thru	Right	App. Total	
Peak Hour Analysis From 06:30 to 11:45 - Peak 1 of 1																	
Peak Hour for Entire Intersection Begins at 06:30																	
06:30	0	288	0	288	1	0	2	3	1	46	0	47	0	0	7	7	345
06:45	1	306	0	307	1	0	2	3	3	59	0	62	0	0	2	2	374
07:00	1	293	0	294	3	0	1	4	0	54	2	56	0	0	8	8	362
07:15	0	318	0	318	1	0	2	3	1	61	0	62	0	0	7	7	390
Total Volume	2	1205	0	1207	6	0	7	13	5	220	2	227	0	0	24	24	1471
% App. Total	0.2	99.8	0		46.2	0	53.8		2.2	96.9	0.9		0	0	100		
PHF	.500	.947	.000	.949	.500	.000	.875	.813	.417	.902	.250	.915	.000	.000	.750	.750	.943

Peak Hour Analysis From 12:00 to 17:45 - Peak 1 of 1																	
Peak Hour for Entire Intersection Begins at 16:45																	
16:45	0	125	1	126	0	0	2	2	4	367	0	371	0	0	1	1	500
17:00	0	102	1	103	0	0	0	0	5	416	0	421	1	0	3	4	528
17:15	0	124	2	126	0	0	0	0	9	432	3	444	0	2	4	6	576
17:30	1	97	2	100	0	0	0	0	1	397	3	401	0	0	0	0	501
Total Volume	1	448	6	455	0	0	2	2	19	1612	6	1637	1	2	8	11	2105
% App. Total	0.2	98.5	1.3		0	0	100		1.2	98.5	0.4		9.1	18.2	72.7		
PHF	.250	.896	.750	.903	.000	.000	.250	.250	.528	.933	.500	.922	.250	.250	.500	.458	.914



COUNT LOCATION:

CSAH 11 (Foley Blvd.)

DATE:

05/10/2012

@ 105th Lane

NORTH

APP. #1 = CSAH 11
APP. #2 = 105th Lane
APP. #3 = CSAH 11
APP. #4 = 105th Lane

APP. #2

APP. #1

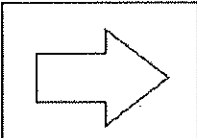
APP. #3

APP. #4

- HEAVY VEHICLE- ANY VEHICLE HAVING MORE THAN FOUR TIRES TOUCHING THE PAVEMENT
- A. TRUCKS- A HEAVY VEHICLE INVOLVED PRIMARILY IN THE TRANSPORT OF GOODS OR IN THE DELIVERY OF A SERVICE.
 - B. RV- A HEAVY VEHICLE OPERATED BY A PRIVATE MOTORIST AND INVOLVED IN THE TRANSPORT OF RECREATIONAL EQUIPMENT OR FACILITIES.
 - C. BUSES- A HEAVY VEHICLE INVOLVED IN THE TRANSPORTATION OF GROUPS OF PEOPLE.

TIME	PEDESTRIANS					HEAVY VEHICLES		
	APP. #1	APP. #2	APP. #3	APP. #4	15 MIN TOT	TRUCKS	RV	BUS
6:00-6:15AM								
6:15-6:30								
6:30-6:45								3
6:45-7:00						2		3
HOURLY TOTAL						HOURLY TOTAL		8
7:00-7:15						4		7
7:15-7:30						6		3
7:30-7:45		1		1	2	7		1
7:45-8:00						6		3
HOURLY TOTAL					2	HOURLY TOTAL		37
8:00-8:15				3	3	5		8
8:15-8:30				1	1	6		5
8:30-8:45								
8:45-9:00								
HOURLY TOTAL					4	HOURLY TOTAL		24
9:00-9:15								
9:15-9:30								
9:30-9:45								
9:45-10:00								
HOURLY TOTAL						HOURLY TOTAL		
10:00-10:15								
10:15-10:30								
10:30-10:45								
10:45-11:00								
HOURLY TOTAL						HOURLY TOTAL		
11:00-11:15								
11:15-11:30								
11:30-11:45								
11:45-12:00								
HOURLY TOTAL						HOURLY TOTAL		
12:00-12:15								
12:15-12:30								
12:30-12:45								
12:45-1:00								
HOURLY TOTAL						HOURLY TOTAL		
1:00-1:15								
1:15-1:30								
1:30-1:45								
1:45-2:00								
HOURLY TOTAL						HOURLY TOTAL		
					TOTAL		TOTAL	69
					6			

1
2
3
4
5
6
7
8
9
10
11
12
13
14
15
16
17
18
19
20
21
22
23
24
25
26
27
28
29
30
31
32



COUNT LOCATION:

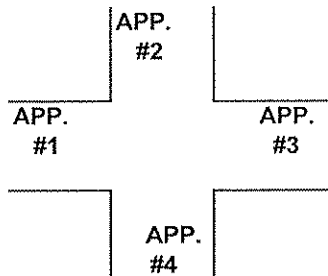
CSAH 11 (Foley Blvd.)

DATE:

05/08/2012

@ 105th Lane

- APP. #1 = CSAH 11
- APP. #2 = 105th Lane
- APP. #3 = CSAH 11
- APP. #4 = 105th Lane



- HEAVY VEHICLE- ANY VEHICLE HAVING MORE THAN FOUR TIRES TOUCHING THE PAVEMENT
- A. TRUCKS- A HEAVY VEHICLE INVOLVED PRIMARILY IN THE TRANSPORT OF GOODS OR IN THE DELIVERY OF A SERVICE.
 - B. RV- A HEAVY VEHICLE OPERATED BY A PRIVATE MOTORIST AND INVOLVED IN THE TRANSPORT OF RECREATIONAL EQUIPMENT OR FACILITIES.
 - C. BUSES- A HEAVY VEHICLE INVOLVED IN THE TRANSPORTATION OF GROUPS OF PEOPLE.

TIME	PEDESTRIANS					HEAVY VEHICLES		
	APP. #1	APP. #2	APP. #3	APP. #4	15 MIN TOT	TRUCKS	RV	BUS
2:00-2:15PM								
2:15-2:30								
2:30-2:45								
2:45-3:00								
HOURLY TOTAL						HOURLY TOTAL		
3:00-3:15								
3:15-3:30								
3:30-3:45								
3:45-4:00								
HOURLY TOTAL						HOURLY TOTAL		
4:00-4:15	1	2			3	5		2
4:15-4:30		3			3	2		2
4:30-4:45				1	1	2		
4:45-5:00		1			1			1
HOURLY TOTAL					8	HOURLY TOTAL		14
5:00-5:15				1	1	7		3
5:15-5:30						7		2
5:30-5:45						3		
5:45-6:00						2		
HOURLY TOTAL					1	HOURLY TOTAL		24
6:00-6:15								
6:15-6:30								
6:30-6:45								
6:45-7:00								
HOURLY TOTAL						HOURLY TOTAL		
7:00-7:15								
7:15-7:30								
7:30-7:45								
7:45-8:00								
HOURLY TOTAL						HOURLY TOTAL		
8:00-8:15								
8:15-8:30								
8:30-8:45								
8:45-9:00								
HOURLY TOTAL						HOURLY TOTAL		
9:00-9:15								
9:15-9:30								
9:30-9:45								
9:45-10:00								
HOURLY TOTAL						HOURLY TOTAL		
					TOTAL		TOTAL	
					15		107	

1
2
3
4
5
6
7
8
9
10
11
12
13
14
15
16
17
18
19
20
21
22
23
24
25
26
27
28
29
30
31
32