

Date : 05/11/12

Count Number : TMC1212

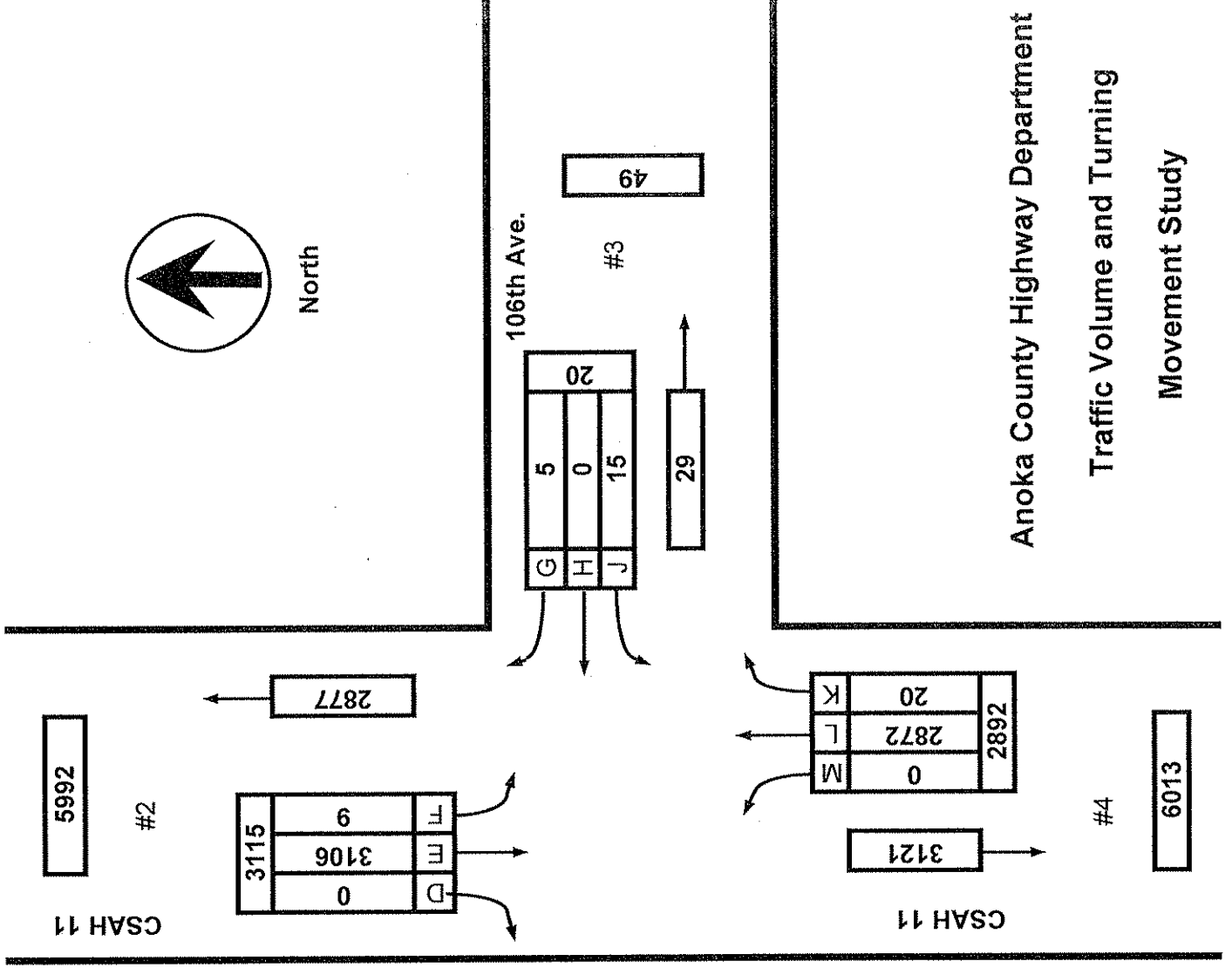
Location : CSAH 11 (Foley Blvd.)

@ 106th Ave.

Collection Period : Peak Hour Counts

6:30-8:30 AM, 4-6 PM

	EXISTING LANES OF APPROACH			TOTAL
	RIGHT TURN LANE	LEFT TURN LANE	THRU LANES	
#1	0	0	0	0
#2	0	0	2	2
#3	0	0	1	1
#4	0	0	2	2



Date : 05/11/12

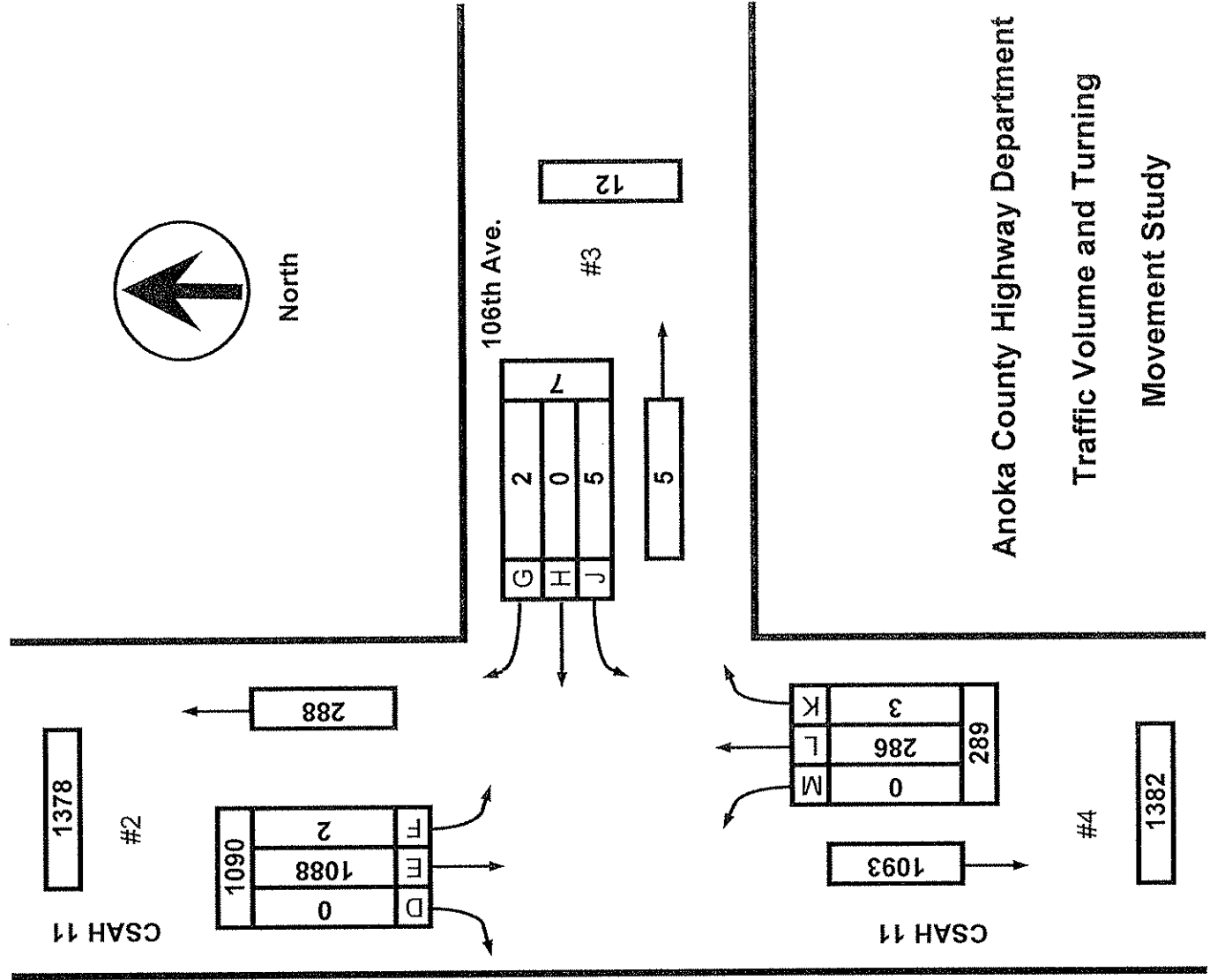
Count Number : TMC1212

Location : CSAH 11 (Foley Blvd.)
@ 106th Ave.

Collection Period : AM PEAK

Hour : 7:00 AM - 8:00 AM

	EXISTING LANES OF APPROACH			TOTAL
	RIGHT TURN LANE	LEFT TURN LANE	THRU LANES	
#1	0	0	0	0
#2	0	0	2	2
#3	0	0	1	1
#4	0	0	2	2



Anoka County Highway Department
Traffic Volume and Turning
Movement Study

Date : 05/09/12

Count Number : TMC1212

Location : CSAH 11 (Foley Blvd.)

@ 106th Ave.

Collection Period : PM PEAK

Hour : 4:45 PM - 5:45 PM


1915

#2

CSAH 11

554	D	0
553	TH	553
1	T	1

1361



North

106th Ave.

1	G	1
0	H	0
1	J	1

#3

8

6

EXISTING LANES OF APPROACH				TOTAL
	RIGHT TURN LANE	LEFT TURN LANE	THRU LANES	
#1	0	0	0	0
#2	0	0	2	2
#3	0	0	1	1
#4	0	0	2	2

554	M	0
1360	L	1360
5	K	5

554

CSAH 11

#4

1919

Anoka County Highway Department

Traffic Volume and Turning

Movement Study



Anoka County Highway Department

Traffic Engineering Section

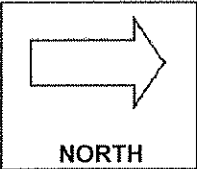
Traffic Volume and Turning Movement Study

File Name : tmc1212
 Site Code : 12120202
 Start Date : 05/09/2012
 Page No : 1

Weather: Cool/Cloudy
 Counter: DB-400
 study conducted by: Andrea/Sam

Groups Printed- Unshifted

Start Time	CSAH 11 Southbound					106th Ave. Westbound					CSAH 11 Northbound					NONE Eastbound					Excl. Total	Incl. Total	Int. Total
	Left	Thru	Right	Heavy	App. Total	Left	Thru	Right	Heavy	App. Total	Left	Thru	Right	Heavy	App. Total	Left	Thru	Right	Heavy	App. Total			
06:30	1	310	0	3	311	0	0	0	0	0	0	40	0	2	40	0	0	0	0	0	5	351	356
06:45	1	258	0	4	259	3	0	2	0	5	0	42	0	5	42	0	0	0	0	0	9	306	315
Total	2	568	0	7	570	3	0	2	0	5	0	82	0	7	82	0	0	0	0	0	14	657	671
07:00	0	268	0	5	268	0	0	0	0	0	0	58	0	8	58	0	0	0	0	0	13	326	339
07:15	1	320	0	7	321	3	0	1	1	4	0	63	1	7	64	0	0	0	0	0	15	389	404
07:30	0	257	0	6	257	1	0	1	1	2	0	85	0	3	85	0	0	0	0	0	10	344	354
07:45	1	243	0	4	244	1	0	0	0	1	0	80	2	2	82	0	0	0	0	0	6	327	333
Total	2	1088	0	22	1090	5	0	2	2	7	0	286	3	20	289	0	0	0	0	0	44	1386	1430
08:00	0	187	0	2	187	1	0	0	0	1	0	55	2	7	57	0	0	0	0	0	9	245	254
08:15	0	161	0	6	161	0	0	0	0	0	0	74	2	6	76	0	0	0	0	0	12	237	249
08:30	0	0	0	0	0	0	0	0	0	0	0	0	0	0	0	0	0	0	0	0	0	0	0
08:45	0	0	0	0	0	0	0	0	0	0	0	0	0	0	0	0	0	0	0	0	0	0	0
Total	0	348	0	8	348	1	0	0	0	1	0	129	4	13	133	0	0	0	0	0	21	482	503
09:00	0	0	0	0	0	0	0	0	0	0	0	0	0	0	0	0	0	0	0	0	0	0	0
09:15	0	0	0	0	0	0	0	0	0	0	0	0	0	0	0	0	0	0	0	0	0	0	0
09:30	0	0	0	0	0	0	0	0	0	0	0	0	0	0	0	0	0	0	0	0	0	0	0
09:45	0	0	0	0	0	0	0	0	0	0	0	0	0	0	0	0	0	0	0	0	0	0	0
Total	0	0	0	0	0	0	0	0	0	0	0	0	0	0	0	0	0	0	0	0	0	0	0
10:00	0	0	0	0	0	0	0	0	0	0	0	0	0	0	0	0	0	0	0	0	0	0	0
10:15	0	0	0	0	0	0	0	0	0	0	0	0	0	0	0	0	0	0	0	0	0	0	0
10:30	0	0	0	0	0	0	0	0	0	0	0	0	0	0	0	0	0	0	0	0	0	0	0
10:45	0	0	0	0	0	0	0	0	0	0	0	0	0	0	0	0	0	0	0	0	0	0	0
Total	0	0	0	0	0	0	0	0	0	0	0	0	0	0	0	0	0	0	0	0	0	0	0
11:00	0	0	0	0	0	0	0	0	0	0	0	0	0	0	0	0	0	0	0	0	0	0	0
11:15	0	0	0	0	0	0	0	0	0	0	0	0	0	0	0	0	0	0	0	0	0	0	0
11:30	0	0	0	0	0	0	0	0	0	0	0	0	0	0	0	0	0	0	0	0	0	0	0
11:45	0	0	0	0	0	0	0	0	0	0	0	0	0	0	0	0	0	0	0	0	0	0	0
Total	0	0	0	0	0	0	0	0	0	0	0	0	0	0	0	0	0	0	0	0	0	0	0
12:00	0	0	0	0	0	0	0	0	0	0	0	0	0	0	0	0	0	0	0	0	0	0	0
12:15	0	0	0	0	0	0	0	0	0	0	0	0	0	0	0	0	0	0	0	0	0	0	0
12:30	0	0	0	0	0	0	0	0	0	0	0	0	0	0	0	0	0	0	0	0	0	0	0
12:45	0	0	0	0	0	0	0	0	0	0	0	0	0	0	0	0	0	0	0	0	0	0	0
Total	0	0	0	0	0	0	0	0	0	0	0	0	0	0	0	0	0	0	0	0	0	0	0
13:00	0	0	0	0	0	0	0	0	0	0	0	0	0	0	0	0	0	0	0	0	0	0	0
13:15	0	0	0	0	0	0	0	0	0	0	0	0	0	0	0	0	0	0	0	0	0	0	0
13:30	0	0	0	0	0	0	0	0	0	0	0	0	0	0	0	0	0	0	0	0	0	0	0
13:45	0	0	0	0	0	0	0	0	0	0	0	0	0	0	0	0	0	0	0	0	0	0	0
Total	0	0	0	0	0	0	0	0	0	0	0	0	0	0	0	0	0	0	0	0	0	0	0
14:00	0	0	0	0	0	0	0	0	0	0	0	0	0	0	0	0	0	0	0	0	0	0	0
14:15	0	0	0	0	0	0	0	0	0	0	0	0	0	0	0	0	0	0	0	0	0	0	0
14:30	0	0	0	0	0	0	0	0	0	0	0	0	0	0	0	0	0	0	0	0	0	0	0
14:45	0	0	0	0	0	0	0	0	0	0	0	0	0	0	0	0	0	0	0	0	0	0	0
Total	0	0	0	0	0	0	0	0	0	0	0	0	0	0	0	0	0	0	0	0	0	0	0
15:00	0	0	0	0	0	0	0	0	0	0	0	0	0	0	0	0	0	0	0	0	0	0	0
15:15	0	0	0	0	0	0	0	0	0	0	0	0	0	0	0	0	0	0	0	0	0	0	0
15:30	0	0	0	0	0	0	0	0	0	0	0	0	0	0	0	0	0	0	0	0	0	0	0
15:45	0	0	0	0	0	0	0	0	0	0	0	0	0	0	0	0	0	0	0	0	0	0	0
Total	0	0	0	0	0	0	0	0	0	0	0	0	0	0	0	0	0	0	0	0	0	0	0
16:00	1	108	0	0	109	3	0	0	0	3	0	235	0	3	235	0	0	0	0	0	3	347	350
16:15	2	128	0	4	130	1	0	0	0	1	0	254	6	3	260	0	0	0	0	0	7	391	398
16:30	0	141	0	5	141	1	0	0	0	1	0	304	1	10	305	0	0	0	0	0	15	447	462
16:45	0	145	0	5	145	1	0	1	0	2	0	345	0	4	345	0	0	0	0	0	9	492	501
Total	3	522	0	14	525	6	0	1	0	7	0	1138	7	20	1145	0	0	0	0	0	34	1677	1711
17:00	0	153	0	1	153	0	0	0	0	0	0	343	3	2	346	0	0	0	0	0	3	499	502
17:15	0	121	0	2	121	0	0	0	0	0	0	351	1	4	352	0	0	0	0	0	6	473	479
17:30	1	134	0	1	135	0	0	0	0	0	0	321	1	4	322	0	0	0	0	0	5	457	462
17:45	1	172	0	3	173	0	0	0	0	0	0	222	1	0	223	0	0	0	0	0	3	396	399
Total	2	580	0	7	582	0	0	0	0	0	0	1237	6	10	1243	0	0	0	0	0	17	1825	1842
Grand Total	9	3106	0	58	3115	15	0	5	2	20	0	2872	20	70	2892	0	0	0	0	0	130	6027	6157
Approch %	0.3	99.7	0			75	0	25			0	99.3	0.7			0	0	0			0		
Total %	0.1	51.5	0		51.7	0.2	0	0.1		0.3	0	47.7	0.3		48	0	0	0			0	2.1	97.9



COUNT LOCATION:

CSAH 11 (Foley Blvd.)

DATE:

05/11/2012

@ 106th Ave.

NORTH
APP. #1 = CSAH 11
APP. #2 = None
APP. #3 = CSAH 11
APP. #4 = 106th Ave.

APP.
#1

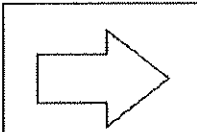
APP.
#3

APP.
#4

- HEAVY VEHICLE- ANY VEHICLE HAVING MORE THAN FOUR TIRES TOUCHING THE PAVEMENT
- A. TRUCKS- A HEAVY VEHICLE INVOLVED PRIMARILY IN THE TRANSPORT OF GOODS OR IN THE DELIVERY OF A SERVICE.
 - B. RV- A HEAVY VEHICLE OPERATED BY A PRIVATE MOTORIST AND INVOLVED IN THE TRANSPORT OF RECREATIONAL EQUIPMENT OR FACILITIES.
 - C. BUSES- A HEAVY VEHICLE INVOLVED IN THE TRANSPORTATION OF GROUPS OF PEOPLE.

TIME	PEDESTRIANS					HEAVY VEHICLES		
	APP. #1	APP. #2	APP. #3	APP. #4	15 MIN TOT	TRUCKS	RV	BUS
6:00-6:15AM								
6:15-6:30								
6:30-6:45						1		4
6:45-7:00						4		5
HOURLY TOTAL						HOURLY TOTAL		14
7:00-7:15				1	1	8		5
7:15-7:30				1	1	10		4
7:30-7:45		2			2	7		3
7:45-8:00				1	1	8		1
HOURLY TOTAL					5	HOURLY TOTAL		46
8:00-8:15						4		4
8:15-8:30			1		1	9		3
8:30-8:45								
8:45-9:00								
HOURLY TOTAL					1	HOURLY TOTAL		20
9:00-9:15								
9:15-9:30								
9:30-9:45								
9:45-10:00								
HOURLY TOTAL						HOURLY TOTAL		
10:00-10:15								
10:15-10:30								
10:30-10:45								
10:45-11:00								
HOURLY TOTAL						HOURLY TOTAL		
11:00-11:15								
11:15-11:30								
11:30-11:45								
11:45-12:00								
HOURLY TOTAL						HOURLY TOTAL		
12:00-12:15								
12:15-12:30								
12:30-12:45								
12:45-1:00								
HOURLY TOTAL						HOURLY TOTAL		
1:00-1:15								
1:15-1:30								
1:30-1:45								
1:45-2:00								
HOURLY TOTAL						HOURLY TOTAL		
TOTAL					6	TOTAL		80

1
2
3
4
5
6
7
8
9
10
11
12
13
14
15
16
17
18
19
20
21
22
23
24
25
26
27
28
29
30
31
32



COUNT LOCATION:

CSAH 11 (Foley Blvd.)

DATE:

05/09/2012

@ 106th Ave.

NORTH

APP. #1 = CSAH 11
APP. #2 = None
APP. #3 = CSAH 11
APP. #4 = 106th Ave.

APP.
#1

APP.
#3

APP.
#4

- HEAVY VEHICLE- ANY VEHICLE HAVING MORE THAN FOUR TIRES TOUCHING THE PAVEMENT
- A. TRUCKS- A HEAVY VEHICLE INVOLVED PRIMARILY IN THE TRANSPORT OF GOODS OR IN THE DELIVERY OF A SERVICE.
 - B. RV- A HEAVY VEHICLE OPERATED BY A PRIVATE MOTORIST AND INVOLVED IN THE TRANSPORT OF RECREATIONAL EQUIPMENT OR FACILITIES.
 - C. BUSES- A HEAVY VEHICLE INVOLVED IN THE TRANSPORTATION OF GROUPS OF PEOPLE.

TIME	PEDESTRIANS					HEAVY VEHICLES		
	APP. #1	APP. #2	APP. #3	APP. #4	15 MIN TOT	TRUCKS	RV	BUS
2:00-2:15PM								
2:15-2:30								
2:30-2:45								
2:45-3:00								
HOURLY TOTAL						HOURLY TOTAL		
3:00-3:15								
3:15-3:30								
3:30-3:45								
3:45-4:00								
HOURLY TOTAL						HOURLY TOTAL		
4:00-4:15		2			2	3		
4:15-4:30		2			2	3		2
4:30-4:45		1			1	6		11
4:45-5:00						7		2
HOURLY TOTAL					5	HOURLY TOTAL		34
5:00-5:15			1	1	2	3		
5:15-5:30			2	2	4	4		2
5:30-5:45						4		1
5:45-6:00			1	2	3	2		1
HOURLY TOTAL					9	HOURLY TOTAL		17
6:00-6:15								
6:15-6:30								
6:30-6:45								
6:45-7:00								
HOURLY TOTAL						HOURLY TOTAL		
7:00-7:15								
7:15-7:30								
7:30-7:45								
7:45-8:00								
HOURLY TOTAL						HOURLY TOTAL		
8:00-8:15								
8:15-8:30								
8:30-8:45								
8:45-9:00								
HOURLY TOTAL						HOURLY TOTAL		
9:00-9:15								
9:15-9:30								
9:30-9:45								
9:45-10:00								
HOURLY TOTAL						HOURLY TOTAL		
					TOTAL		TOTAL	131
					20			

1
2
3
4
5
6
7
8
9
10
11
12
13
14
15
16
17
18
19
20
21
22
23
24
25
26
27
28
29
30
31
32